



COUNTY OF KENOSHA

January 2013

Department of Public Works & Development Services

TEMPORARY USE APPLICATION

RECEIVED

JUL 12 2017

Owner: Irving One LLC

Mailing Address: 6999 E. Business I-20

Odessa TX 79762

Kenosha County
Planning and Development

Phone Number(s): 262-203-0210 - JUAN

To the Kenosha County Board of Adjustment:

The Kenosha County Board of Adjustments is required to hear and grant temporary uses by the language set forth in section 12.36-5(a)5 of the Kenosha County General Zoning and Shoreland/Floodplain Zoning Ordinance. The owner or assigned agent seeks approval of a temporary use permit.

Parcel Number: 60-4-119-304-0405 Zoning District: A-2

Property Address: 11514 Richmond Rd. Shoreland: No

Subdivision: - Lot(s): - Block: -

Current Use: VACANT COUNTRY THUNDER GROUNDS

REQUIRED BY ORDINANCE

Section: VII. B. 12.36-5(a)5 -

LIGHTS FEST

Temporary Use being requested:

(Note: petitioner must attach a separate site plan drawing showing the layout of the intended use (stand(s), trailer(s), tent(s), container(s), signage, building(s), etc...) along with a business write-up describing dates of operation, hours of operation, parking, sanitation, employment, safety etc...)

TEMPORARY USE APPLICATION

The Kenosha County Board of Adjustments is authorized to hear and grant applications for temporary uses, in any district provided that such uses are of a temporary nature, do not involve the erection of a substantial structure, and are compatible with the neighboring uses and the Department of Planning and Development has made a review and recommendation. The permit shall be temporary, revocable, subject to any conditions required by the Board of Adjustment, and shall be issued for a period not to exceed twelve (12) months. Compliance with all other provisions of this Ordinance shall be required.

The burden will be on you as property owner to provide information upon which the board may base its decision. At the hearing, any party may appear in person or may be represented by an agent or attorney. You or your agent must convince the Board to make a ruling in your favor. The board must make its decision based only on the evidence submitted to it at the time of the hearing. The Board will not act on your request unless you or your agent is present.

(1) What would be the effect on this property, the community or neighborhood and the public interest if the temporary use was granted? How can these impacts be mitigated.

These interests are listed as objectives in the purpose statement of an ordinance and may include: drainage, visual impact, parking and fire safety and building code requirements.

The undersigned hereby attests that the above stated information is true and accurate and further gives permission to Planning & Development staff and Board of Adjustment members to view the premises, in relation to the temporary use request made herein, during reasonable daylight hours.

Owner's Signature: _____

Agent: IVAN PURNELL Signature: YAR

Agents Address: 8 N 941 DAISY DR GENOA CITY WI 53128

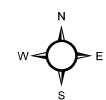
Phone Number(s): 262-203-0210



Kenosha County



SUBJECT PROPERTY



1 inch = 300 feet

THIS MAP IS NEITHER A LEGALLY RECORDED MAP NOR A SURVEY AND IS NOT INTENDED TO BE USED AS ONE. THIS DRAWING IS A COMPILATION OF RECORDS, DATA AND INFORMATION LOCATED IN VARIOUS STATE, COUNTY AND MUNICIPAL OFFICES AND OTHER SOURCES AFFECTING THE AREA SHOWN AND IS TO BE USED FOR REFERENCE PURPOSES ONLY. KENOSHA COUNTY IS NOT RESPONSIBLE FOR ANY INNACURACIES HEREIN CONTAINED. IF DISCREPANCIES ARE FOUND, PLEASE CONTACT KENOSHA COUNTY.

Kenosha County



ZONING MAP



1 inch = 300 feet

THIS MAP IS NEITHER A LEGALLY RECORDED MAP NOR A SURVEY AND IS NOT INTENDED TO BE USED AS ONE. THIS DRAWING IS A COMPILATION OF RECORDS, DATA AND INFORMATION LOCATED IN VARIOUS STATE, COUNTY AND MUNICIPAL OFFICES AND OTHER SOURCES AFFECTING THE AREA SHOWN AND IS TO BE USED FOR REFERENCE PURPOSES ONLY. KENOSHA COUNTY IS NOT RESPONSIBLE FOR ANY INNACURACIES HEREIN CONTAINED. IF DISCREPANCIES ARE FOUND, PLEASE CONTACT KENOSHA COUNTY.



BOARD OF ADJUSTMENTS SCHEDULE FOR 2017 PUBLIC HEARINGS

*Third Thursday of each month at 6:00 p.m.
Kenosha County Center, 19600 75th Street, Bristol, Wisconsin
Conference Room A (unless published otherwise)*

*This schedule includes all areas under general zoning regulations in the following townships:
BRIGHTON, PARIS, RANDALL, SOMERS, WHEATLAND*

HEARING DATES

<u>JANUARY 19</u>	Filing Date: Published:	December 19 Jan. 6 & Jan. 11	<u>JULY 20</u>	Filing Date: Published:	June 20 July 7 & July 12
<u>FEBRUARY 16</u>	Filing Date: Published:	January 16 Feb. 3 & Feb. 8	<u>AUGUST 17</u>	Filing Date: Published:	July 17 Aug. 4 & Aug. 9
<u>MARCH 16</u>	Filing Date: Published:	February 16 March 3 & March 8	<u>SEPTEMBER 21</u>	Filing Date: Published:	August 21 Sept. 8 & Sept. 13
<u>APRIL 20</u>	Filing Date: Published:	March 20 April 7 & April 12	<u>OCTOBER 19</u>	Filing Date: Published:	September 19 Oct. 6 & Oct. 11
<u>MAY 18</u>	Filing Date: Published:	April 18 May 5 & May 10	<u>NOVEMBER 16</u>	Filing Date: Published:	October 16 Nov. 3 & Nov. 8
<u>JUNE 15</u>	Filing Date: Published:	May 15 June 2 & June 7	<u>DECEMBER 14</u>	Filing Date: Published:	November 14 Dec. 1 & Dec. 6

CHAPTER 12, KENOSHA COUNTY GENERAL ZONING AND SHORELAND/FLOODPLAIN ZONING ORDINANCE STATES:

12.06-4 LEGAL NOTICE REQUIREMENTS AND TIME LIMITS: Any petition or other matter requiring the publication of a legal notice must be submitted at least one month prior to the requested hearing date as scheduled by the Planning, Development & Extension Education Committee or Board of Adjustments. For purposes on this section, "one month prior to the requested hearing date" shall be defined to mean not later than 4:30 p.m. on the same calendar date of the month preceding the scheduled hearing, or the last day county offices are open prior to the aforementioned deadline. For purposes of the Open Meetings Law, the Director of the Department of Planning and Development shall be delegated the responsibility of informing the County Clerk of both scheduled open and closed meetings so that proper notices may be given.



Information Packet

Country Thunder

Address- 2301-, 2303 Richmond Rd, Twin Lakes, WI 53181

Dates- Sept 16, 2017 & Sept 30th, 2017

Expected Attendance- 6,500

Prepared by Viive Events

info@thelightsfest.com | thelightsfest.com

Hey Ivan

Here is the two packets I was talking about. The one with color for the county/township the black and white for you. This packet breaks down a few things.

- The Lantern Test.
- FAQ
- Template of Insurance
- Timeline

And a lot more. Please let me know if you need anything else.

LESS
THAN 5000

THE LIGHTS FEST

This family oriented event is the fastest growing festival of its kind in the nation. There are many things that sets our event apart, but the biggest one is the feeling and emotion that comes when seeing the magical sight of the lanterns float into a starlit sky. These moments shared with friends and family are not soon forgotten and last a lifetime. We are proud of the fact that we have a very high percentage of customers who return to experience the event multiple times when we return to their area. Music festivals and races are easy to find, but The Lights Fest has proven to be the most uplifting and magical night families can experience together.

Our Company

What are Special Event
Lanterns?

Our Mission Statement and
FAQ's

OUR UNIQUE SPECIAL EVENTS LANTERNS

Safety is our number one concern

As a company, we take great pride in ensuring the safety of our participants. We use non-standard, customized lanterns that stay in the air for a short period of time. In Comparison, Traditional Lanterns often climb to an altitude in excess of one mile, and travel multiple miles away from their original launching point. At The Lights Fest, we have engineered our lanterns to produce a limited flight time **(on average, reaching a height of 250-300 yards and traveling a distance of 300-500 yards from their original launching point)**. Because our lanterns are customized, we are able to ensure that they will land within the designated property, for easy retrieval. They are made from non-flammable and biodegradable materials, aiding in the protection of our participants and the environment. (Upon request, we are willing to provide demonstrations before the event date) Any child under the age of 16 cannot light the lantern without supervision from a parent or guardian. We will never produce or take part in any event without the help of the local fire marshal and fire department. Wind Factors: The Lights Festival will not authorize the launch of lanterns if wind speeds exceed 15 miles-per-hour. If wind speeds don't reduce, The Lights Festival will cancel the Launch and reschedule it for a different date and time. Sustainability: All lanterns are biodegradable (asbestos-free) and Eco-friendly. The Lights Festival uses no metal wiring, nor any materials that could bring harm to the environment.

Special Event Lantern Indoor Test report Video [Click Here](#)

Special Event Lantern Outdoor test Video [Click Here](#)

MISSION STATEMENT

Providing a safe family event

Our mission at Viive Events has always been to produce an evening event where friends and families can build life long memories together. We have engineered our lanterns using state of the art safety protocols. Our lanterns are unique and are not available to purchase by the general public. These lanterns have a low burn time, and the improved burn pad lands with zero to little heat. If the burn pad has a flame the lantern is in the air. We take great pride in the time and resources dedicated to the design and manufacturing of our lanterns. However, we know that without an extremely thorough fire protocol and execution we would never feel agree to producing an event. Our Safety and Fire plan is what allows us to produce The Lights Fest at locations where others are unable to do so safely. Our events are located on both public and private properties outside city limits to ensure safety and avoid possible damage. All venues and property owners are familiar with the event and have agreed to host The Lights Festival. No lantern will ever interfere with airports, power lines, city buildings, or neighborhood houses. All lanterns will be cleaned off the property within 24 hours of launch. Clean Up: The Lights Fest is an evening festival that typically happens on a Saturday night. Depending on the number of people, we could produce a festival on a back to back Friday and Saturday night to ensure safety. All lanterns will be cleaned up within 24 hours of them being launched. If the event is a Saturday evening, The Lights Festival crew will have all lanterns retrieved, and the venue and surrounding properties will be cleaned up by Sunday afternoon. Our goal is to maintain long term relationships with our venue and property partners so that we can return year after year to put on our festivals for the local communities.

Clean Up

The Lights Fest is an evening festival that typically happens on a Saturday night. Depending on the number of people, we could produce a festival on a back to back Friday and Saturday night to ensure safety. All lanterns will be cleaned up within 24 to 48 hours of them being launched. If the event is a Saturday evening, The Lights Festival crew will have all lanterns retrieved, and the venue and surrounding properties will be cleaned up by Sunday afternoon. Our goal is to maintain long term relationships with our venue and property partners so that we can return year after year to put on our festivals for the local communities.

FREQUENTLY ASKED QUESTIONS

WHAT IS THE LIGHTS FEST?

The Lights Fest is an experience where thousands of friends and families gather to listen to live music, fill up on food trucks and light up life by sharing personal wishes, dreams and goals. At the perfect moment, everyone ignites their personalized sky lanterns with Tiki torches and lets them take flight. It creates a surreal ambiance, where time slows down and your single flame rises and joins with thousands of others to Light the Sky.

IS THIS SAFE?

Yes! Even though we utilize extremely safe, custom lanterns, we hire outside fire professionals who specialize in wildfire control throughout the US. These certified personnel help us better understand each individual region, and provide us with customized fire action plans and the onsite resources to combat any situation.

HOW DOES THIS EVENT AFFECT THE ENVIRONMENT?

The Lights Fest is dedicated to leaving a positive impact on everyone who attends our event. We are also dedicated to leaving a positive impact on the environment. We have a dedicated cleanup crew, waiting in the landing zone, whose focus is collecting lanterns after the event. All events are strategically located outside of populated areas where there is open space. We've engineered our lanterns for low flight and landing-site predictability. After the event, we have a large cleaning crew, picking up the lanterns. Our lanterns are 100% biodegradable, so in the rare chance that we miss one, they are designed to quickly disintegrate. Our "Leave No Trace Policy" allows us to make sure that our venues look the same after we leave as they did before we arrived.

WHEN AND WHERE CAN I LAUNCH MY SKY LANTERN?

Due to safety concerns, Lanterns are only permitted to be launched at the authorized time and place. Lanterns are not to be purchased for use outside of the venue. Participants who fail to abide by these rules may be subject to prosecution by local fire authorities and law enforcement.

CAN I EXCHANGE MY TICKET FOR A DIFFERENT DATE OR LOCATION?

Unfortunately, our ticket platform does not allow for tickets to be transferred to a new date or location.

REFUNDS AND TRANSFERS

Though we don't allow refunds, we've made it simple to transfer your purchased ticket into a new name. The new ticket holder will just need to bring their transferred ticket to "Check In", and fill out a new waiver before being admitted into the event.

WHAT IF THE EVENT IS CANCELLED?

In the unlikely occurrence that we cancel an event, our policy is to return to the city within three months of the original date. You will be contacted via email with updates and a new itinerary.

ALCOHOL

Alcohol is not permitted at the event. Venues and their owners may request to serve alcohol. Viive Events, LLC does not provide licensing and permits to serve alcohol on our behalf. Property owners will be required to have all documents and permits before any alcohol can be sold.

WHAT TO BRING?

Make your experience comfortable by bringing collapsible chairs, blankets, etc. If you want to travel light, feel free to purchase these items at our on-site merchandise tent.

WHAT'S IN MY SWAG BAG?

Each adult ticket purchase comes with a Sky Lantern, and a burlap sack containing a marker, key-chain, and flashlight.

VIP vs EARLY BIRD REGISTRATION

The difference between the "VIP" ticket and the "Early Bird" ticket is the price. Those who have managed to save their spot on their city's event page will get VIP access to registration. After VIP tickets are sold out, early bird registration will begin, followed by other pricing tiers.

ANIMAL ATTENDEES

We love your pets! ... but they're not allowed at the event. We do make exceptions for service animals with their current NSAR paperwork. Keep in Mind that loud music and the possibility of fireworks may provide an uncomfortable atmosphere for your service animal.

WHY IS THE EVENT NOT LOCATED IN THE ACTUAL CITY LISTED?

Due to safety regulations, The Lights Fest is unable to hold events within city limits. To ensure we produce a safe and magical evening, Fire Marshals require our events to be held at venues with sufficient acreage and away from homes and businesses.

IS THE LIGHTS FEST A CHARITY?

The Lights Fest is an event produced by Viive Events. We are a for-profit company with a dedication to making a lasting impact in each community we visit. For this reason, we partner with local charities and causes wherever we go. Visit the Events section of our website to see who we have partnered with. Feel free to send us an email at charities@viiveevents.com to share your suggestions for ways we can help your community!

HOW CAN I CONTACT THE LIGHTS FEST?

Send us a message on Facebook - <https://www.facebook.com/thelightsfestival/>
Send us an email at - info@thelightsfest.com

Event Day Protocol

Set-up, timeline, and Lantern
test run

Event day Lantern Test run

FIRE

The Lights Fest has made Safety the cornerstone of its business practice. Fire personnel are essential to making the event as safe as possible. Even with our extra-safe custom lanterns, we believe having fire professionals at each event is crucial. We have a partnership with the tenured professionals at Timberline Fire LLC. They are a well-known team of professionals who specialize in wildfire control throughout the United States. This group of certified personnel help us better understand each individual region, and provide us with customized fire action plans. As part of our contract with Timberline Fire, they will provide detailed information to any county or state throughout the US and Canada to offer a better understanding of our commitment to each venue and community. Each event will be equipped with two fire professionals, Tender Truck, (or type 6 truck) and the Fire Action Plan.

TEST RUN

Before any participant can light the lantern, we ensure the flight and landing location is marked and the proper fire personnel by running one or more test lanterns. We will have the fire personnel mark the location from the festival area and be ready before the events begin. This process is for precautionary measures and our team of fire personnel will be equipped with all-terrain vehicles, or Razors, as they are commonly known. We equip the fire personnel with fire extinguishers and any other tools needed. We also have dedicated staff from The Lights Fest and our volunteer teams set up and prepared to help in any way possible.

Set-up and Event Time-Line

SET-UP

Our set-up process during the event consists of placing Tiki torches around our mobile stage. We start by separating the torches 10 to 15 feet from each other in rows. We use our reusable torches and secure them to the ground with stakes near our participants in preparation for the lantern ceremony.

- Thursday 9:00 am - Parking Manager arrives at venue to finalize traffic signage and traffic flow.
- Friday 9:00 am - Viive Events team of employees (6 to 8 typically), arrive for set-up of festival area. Additional worker (4 to 6) will be hired locally to assist with set-up. Point of contact will be our on-site event manager. TBA.
- Saturday 9:00 am - Finish with additional set-up.
- Saturday 2:00 pm first wave of participants arrive. 2:30 and 3:00 pm are the final scheduled times for parking arrival times.
- Saturday 7:30 pm Scheduled time for Event lantern Launch. Fire personnel will be on location at landing zone of lanterns. Test lantern will be launched at 7:20 pm for expected landing location and winds speed assessments.
- Saturday 3:30 pm to 8:45 pm end of event. Participants will have parking groups that will be announced to better control the flow of traffic. Every 15 to 20 mins our MC will announce the three parking group names. Each participant will have group names on receipt/ticket.
- Saturday 9:00 pm Cleaning and break-down as begun. Music will end shortly after 9:00 to 10:00 pm.

EVENT TIME

At nightfall, the participants have been instructed by the on-stage team the steps to safely light the lantern and when to let go. We instruct the crowd to wait for our countdown to better control lantern flight. This allows us to monitor the wind and other environmental factors and time the actual launch at the safest moment possible for everyone to enjoy the launch and minimize any potential risks. Launch time varies from city to city and time of the year.

Event day timetable

- Event Day: Sept 16th & Sept 30th 2017- Check-in Opens at 3:30 pm
- Music Acoustic live (30 mins) 5:30 pm - 6:00
- Kids Dance off / Misc entertainment (30 mins) 6:00 pm - 6:30 pm
- Music Acoustic live (30 mins) 6:30 pm - 7:00 pm
- Ceremony Event Lanterns 7:30 pm - 8:00 pm
- End of event 8:30 pm

Note: Postponed event, due to weather or wind, will be planned for the next day (Sunday).

20 mins of DJ/MCEE stage time will be used to make safety announcements and inform the participants of Lantern use and safety.

Clean-up Plan

Bullet points of our cleaning process

- Cleaning will begin at the end of the Lantern Ceremony. Times vary depending on night fall. Cleaning can begin as early as 9:00 to 10:00.
- Temp workers (4 total) will begin clean up process after event.
- Focused areas will be landing area of our Special Event Lanterns and Festival area
- Cleaning crew (8 to to 10 total), and event managers return Sunday at 9:00 am to 5:00 pm. All areas from Lantern landing location and festival area are cleaned to ensure completion.
- Monday will be included for cleaning day. Our over-night Manager will be in charge to have cleaning completed.
- Saturday cleaning times: 9:00 pm to 10:00 pm.
- Sunday cleaning times: 9:00 am to 5:00 pm.
- Monday cleaning times: 9:00 am to 2:00 pm (may vary depending on needs).
- Over-night cleaning Manager will be announced

County Departments

Essential services and
requirements

Fire Department

Role and Safety

The Lights Fest has made Safety the cornerstone of its business practice. Fire personnel are essential to making the event as safe as possible. Even with our extra-safe custom lanterns, we believe having fire professionals at each event is crucial. We have a partnership with the tenured professionals at Timberline Fire LLC. They are a well-known team of professionals who specialize in wildfire control throughout the United States. This group of certified personnel help us better understand each individual region, and provide us with customized fire action plans. As part of our contract with Timberline Fire, they will provide detailed information to any county or state throughout the US and Canada to offer a better understanding of our commitment to each venue and community. Each event will be equipped with at least two fire professionals. Depending on the needs and requirements, we can provide such equipment as, Tender Truck, (or type 6 truck) and the Fire Action Plan or Fire Assessment plan.

Fire Assessment plans will be provided for each venue. This assessment outlines the fuel types, moisture levels, and overall safety of the area. This Document provides us with key information about the area.

EMERGENCY MANAGEMENT

Traffic control plan, site map, and emergency plan

Keeping the safety of participants is the most important factor in any public event. We follow the same guidelines that many counties and townships require. Here is the list of essential services we hire and account for at each event:

- copy of the medical contract
- copy of the security contract
- copy of the Fire Department's contract
- Contact person of who will be working the event.
- Medical Plan: Indicating the number medical personnel on the application and provide a copy of the contract.
- Indicate the location of the medical station and dedicated emergency medical/fire ingress and egress route(s).

Maps: Site map(s) of the event indicating the following:

- Parking plan: parking area(s) and ingress/egress routes
- Property lines
- Adjacent roads
- Food and event booths
- Restrooms • Medical station

- Medical/fire ingress/egress routes
- Existing structures, including any fencing
- Temporary structures (e.g., tents, stage(s), bleachers, etc.) • Location for security command post

POLICE

Providing Security, and traffic control

Police play a key role in safety of our participants. From the moment they arrive to the event the Police will help with traffic control on major intersections and provide us with their knowledge of where we need to pay more attention to helping participants arrive safe and on time. Having police at the festival area helps to ensure the standard of keeping the event a family safe event. Items that we can provide:

- Contact, coordinate and schedule officers
- Hire State or Local Police troopers for event (average of two to three depending on venue).
- We will provide copy of the contract/letter of Security Company working this event.
- Ensure approval through the Sheriff's Office

PUBLIC HEALTH

Restrooms, and Medical assistance

Health of the people at our events is something that we go above and beyond the call of duty to ensure. The correct minimum number of restrooms, medical personnel with ambulance, and the health of others at top concern is crucial to returning. Some of the things that may need to provide:

contract signed by applicant and the provider. If there is no formal contract, we would need a letter or email from the provider.

- Will need to provide Medical Personnel with contract or invoice
- Scheduled the correct number of Restrooms and Handicap restrooms

PUBLIC WORKS

Department of Transportation

We partner with Public Works to make sure we have the best Traffic Control Plan. The insight they provide help make our event run smooth from the moment participants arrive to park their vehicle. Public Works help by pointing out any areas that need police or parking assistance. Commonly needed items to provide Public Works Division:

- Provide any "DOT" permit that is required
- Provide traffic control plan and a map showing the setup of traffic control, and where all the signs and cones will be located.
- Show handicap parking

RISK MANAGEMENT

Certificate of Insurance (COI)

Insurance is a must for any large public event. As we plan for a safe event we know we must have Insurance. The "COI" will be provided for every event. We will provide 2 million General Aggregate and 1 million Occurrence. We'll provide your department with any, if not more, from the list below:

- We will provide the needed Insurance certificate
- City or Country will be named as additional insured on certificate (located on the lower left hand corner of the insurance certificate)

ENVIRONMENTAL HEALTH AND FOOD

Food Trucks and permits to sell

The Lights Fest strives for the safest in food vending. We provide the Health and Food department with certifications, and permits for each of our food vendors. They must comply with local laws to sell food at our events. Typically, we hire 10 to 18 food trucks. This depends on total number of expected participants. Requirements typically needed:

- Require list of all participating food trucks and food vendors.
- All Vendors provide county or city permit requirements.
- Providing the list of vendors will be submitted to county or city

Clean Up

The Lights Fest is an evening festival that typically happens on a Saturday night. Depending on the number of people, we could produce a festival on a back to back Friday and Saturday night to ensure safety. All lanterns will be cleaned up within 24 to 48 hours of them being launched. If the event is a Saturday evening, The Lights Festival crew will have all lanterns retrieved, and the venue and surrounding properties will be cleaned up by Sunday afternoon. Our goal is to maintain long term relationships with our venue and property partners so that we can return year after year to put on our festivals for the local communities.

BUILDING SAFETY

Necessary site plan, stage location, parking, generators, etc

The Lights Festival will provide your department with the necessary site plan, showing location of stage, parking, and booths. Any specs needed about our mobile stage can be provided. If the department needs building permit completed, we can provide that with the additional information above. By having a clear understanding of the map layout, both parties can ensure a smooth and safe event.

- Building Permit
- Site plan, showing location of stage, generators, parking and booths
- Specs and information regarding the stage
- Identify ADA parking on site plan

Important Documents

Insurance, MSDS, Testing and
Videos

Sky Lantern

Safety Data Sheet

SECTION 1: Identification

1.1. Identification

Product name : Sky Lantern

1.2. Relevant identified uses of the substance or mixture and uses advised against

Use of the substance/mixture : Consumer use

1.3. Details of the supplier of the safety data sheet

IC Group
4060 S. 500 W., Suite 3
Salt Lake City, UT 84123

1.4. Emergency telephone number

Emergency number : 310-579-5062

SECTION 2: Hazard(s) identification

2.1. Classification of the substance or mixture

GHS-US classification

Not classified

2.2. Label elements

GHS-US labeling

No labeling applicable

2.3. Other hazards

No additional information available

2.4. Unknown acute toxicity (GHS US)

Not applicable

SECTION 3: Composition/information on ingredients

3.1. Substance

Not applicable

3.2. Mixture

This product is comprised of fire-retardant paper and rope, bamboo ring and wax.

Name	Product Identifier	%	GHS-US classification
Fire-retardant paper			
Pulp	None	Trade Secret	Not classified
21H,23H-Porphine, 5,10,15,20-tetraphenyl-	(CAS No) 917-23-7	Trade Secret	Not classified
Bamboo ring			
Bamboo cellulose	None	Trade Secret	Not classified
Lignin	None	Trade Secret	Not classified
Pentosan	None	Trade Secret	Not classified
Fire-retardant rope			
Silica, amorphous	(CAS No) 7631-86-9	Trade Secret	Not classified
Wax			
Paraffin waxes and Hydrocarbon waxes	(CAS No) 8002-74-2	Trade Secret	Eye Irrit. 2B, H320
Cotton cloth	None	Trade Secret	Not classified
Biodegradable paper	None	Trade Secret	Not classified

Full text of classification categories and H statements : see section 16

SECTION 4: First aid measures

4.1. Description of first aid measures

First-aid measures after inhalation : No specific first aid necessary for this route of exposure.

First-aid measures after skin contact : No specific first aid necessary for this route of exposure.

Sky Lantern

Safety Data Sheet

First-aid measures after eye contact : Flush with plenty of water for at least 15 minutes. Seek medical advice if irritation develops or persists.

First-aid measures after ingestion : If the material is swallowed, get immediate medical attention or advice. DO NOT induce vomiting unless directed to do so by medical personnel.

4.2. Most important symptoms and effects, both acute and delayed

Symptoms/injuries after inhalation : None under normal use.

Symptoms/injuries after skin contact : None under normal use.

Symptoms/injuries after eye contact : None under normal use.

Symptoms/injuries after ingestion : None under normal use.

4.3. Indication of any immediate medical attention and special treatment needed

No additional information available

SECTION 5: Firefighting measures

5.1. Extinguishing media

Suitable extinguishing media : Use extinguishing media appropriate for surrounding fire.

Unsuitable extinguishing media : None.

5.2. Special hazards arising from the substance or mixture

Fire hazard : None known.

Explosion hazard : None known.

5.3. Advice for firefighters

Protection during firefighting : Firefighters should wear full protective gear.

SECTION 6: Accidental release measures

6.1. Personal precautions, protective equipment and emergency procedures

6.1.1. For non-emergency personnel

No additional information available

6.1.2. For emergency responders

No additional information available

6.2. Environmental precautions

None.

6.3. Methods and material for containment and cleaning up

For containment : No special measures required.

Methods for cleaning up : Collect spillage. Attempt to reclaim the product, if this is possible.

6.4. Reference to other sections

No additional information available

SECTION 7: Handling and storage

7.1. Precautions for safe handling

Precautions for safe handling : No special handling required.

7.2. Conditions for safe storage, including any incompatibilities

Storage conditions : No special storage conditions required.

SECTION 8: Exposure controls/personal protection

8.1. Control parameters

Non Hazardous Ingredients		
Not applicable		
21H,23H-Porphine, 5,10,15,20-tetraphenyl- (917-23-7)		
Not applicable		
Paraffin waxes and Hydrocarbon waxes (8002-74-2)		
ACGIH	ACGIH TWA (mg/m³)	2 mg/m³ (fume)
NIOSH	NIOSH REL (TWA) (mg/m³)	2 mg/m³ (fume)

Sky Lantern

Safety Data Sheet

Silica, amorphous (7631-86-9)		
IDLH	US IDLH (mg/m ³)	3000 mg/m ³
NIOSH	NIOSH REL (TWA) (mg/m ³)	6 mg/m ³

8.2. Exposure controls

Appropriate engineering controls	: None required under normal product handling conditions.
Hand protection	: None required under normal product handling conditions.
Eye protection	: None required under normal product handling conditions.
Skin and body protection	: None required under normal product handling conditions.
Respiratory protection	: None required under normal product handling conditions.

SECTION 9: Physical and chemical properties

9.1. Information on basic physical and chemical properties

Physical state	: Solid
Odor	: Odorless
Odor threshold	: No data available
pH	: No data available
Melting point	: 50 - 57 °C (Paraffin wax)
Freezing point	: No data available
Boiling point	: >35°C
Flash point	: 199°C (Paraffin wax)
Relative evaporation rate (butyl acetate=1)	: No data available
Flammability (solid, gas)	: No data available
Vapor pressure	: No data available
Relative vapor density at 20 °C	: No data available
Relative density	: No data available
Specific gravity / density	: No data available
Solubility	: Insoluble.
Log Pow	: No data available
Auto-ignition temperature	: >100°C (Paraffin wax)
Decomposition temperature	: >100°C (Paraffin wax)
Viscosity, kinematic	: No data available
Viscosity, dynamic	: No data available
Explosion limits	: No data available
Explosive properties	: No data available
Oxidizing properties	: No data available

9.2. Other information

No additional information available

SECTION 10: Stability and reactivity

10.1. Reactivity

No additional information available

10.2. Chemical stability

The product is stable at normal handling and storage conditions.

10.3. Possibility of hazardous reactions

Will not occur.

10.4. Conditions to avoid

Heat, flame, and sparks.

10.5. Incompatible materials

Active metal, alcohols, aldehydes, carbon disulfide, carbon, sulfur, phosphorus, boron, reducing agents, metallic acetylenes and metallic carbonates.

10.6. Hazardous decomposition products

Not determined.

Sky Lantern

Safety Data Sheet

SECTION 11: Toxicological information

11.1. Information on toxicological effects

Acute toxicity : Not classified

Paraffin waxes and Hydrocarbon waxes (8002-74-2)	
LD50 oral rat	> 5000 mg/kg
LD50 dermal rabbit	> 3600 mg/kg
Silica, amorphous (7631-86-9)	
LD50 oral rat	> 5000 mg/kg
LD50 dermal rabbit	> 2000 mg/kg
LC50 inhalation rat (mg/l)	> 2.2 mg/l (Exposure time: 1 h)
Skin corrosion/irritation	: Not classified
Serious eye damage/irritation	: Not classified
Respiratory or skin sensitization	: Not classified
Germ cell mutagenicity	: Not classified
Carcinogenicity	: Not classified

Silica, amorphous (7631-86-9)	
IARC group	3 - Not classifiable
Reproductive toxicity	: Not classified
Specific target organ toxicity (single exposure)	: Not classified
Specific target organ toxicity (repeated exposure)	: Not classified
Aspiration hazard	: Not classified

SECTION 12: Ecological information

12.1. Toxicity

Silica, amorphous (7631-86-9)	
LC50 fish 1	5000 mg/l (Exposure time: 96 h - Species: Brachydanio rerio [static])
EC50 Daphnia 1	7600 mg/l (Exposure time: 48 h - Species: Ceriodaphnia dubia)

12.2. Persistence and degradability

No additional information available

12.3. Bioaccumulative potential

Silica, amorphous (7631-86-9)	
BCF fish 1	(no bioaccumulation expected)

12.4. Mobility in soil

No additional information available

12.5. Other adverse effects

Effect on ozone layer : No additional information available
 Effect on the global warming : No known effects from this product.

SECTION 13: Disposal considerations

13.1. Waste treatment methods

No additional information available

Sky Lantern

Safety Data Sheet

SECTION 14: Transport information

Department of Transportation (DOT)

In accordance with DOT

Not applicable

SECTION 15: Regulatory information

15.1. US Federal regulations

21H,23H-Porphine, 5,10,15,20-tetraphenyl- (917-23-7)

Listed on the United States TSCA (Toxic Substances Control Act) inventory

Paraffin waxes and Hydrocarbon waxes (8002-74-2)

Listed on the United States TSCA (Toxic Substances Control Act) inventory

Silica, amorphous (7631-86-9)

Listed on the United States TSCA (Toxic Substances Control Act) inventory

15.2. US State regulations

Paraffin waxes and Hydrocarbon waxes (8002-74-2)

U.S. - Massachusetts - Right To Know List

U.S. - Minnesota - Hazardous Substance List

U.S. - New Jersey - Right to Know Hazardous Substance List

U.S. - Pennsylvania - RTK (Right to Know) List

Silica, amorphous (7631-86-9)

U.S. - Massachusetts - Right To Know List

U.S. - Minnesota - Hazardous Substance List

U.S. - New Jersey - Right to Know Hazardous Substance List

U.S. - Pennsylvania - RTK (Right to Know) List

SECTION 16: Other information

Full text of H-phrases:

Eye Irrit. 2B	Serious eye damage/eye irritation Category 2B
H320	Causes eye irritation

This information is based on our current knowledge and is intended to describe the product for the purposes of health, safety and environmental requirements only. It should not therefore be construed as guaranteeing any specific property of the product



CERTIFICATE OF LIABILITY INSURANCE

DATE (MM/DD/YYYY)
11/10/2016

THIS CERTIFICATE IS ISSUED AS A MATTER OF INFORMATION ONLY AND CONFERS NO RIGHTS UPON THE CERTIFICATE HOLDER. THIS CERTIFICATE DOES NOT AFFIRMATIVELY OR NEGATIVELY AMEND, EXTEND OR ALTER THE COVERAGE AFFORDED BY THE POLICIES BELOW. THIS CERTIFICATE OF INSURANCE DOES NOT CONSTITUTE A CONTRACT BETWEEN THE ISSUING INSURER(S), AUTHORIZED REPRESENTATIVE OR PRODUCER, AND THE CERTIFICATE HOLDER.

IMPORTANT: If the certificate holder is an ADDITIONAL INSURED, the policy(ies) must be endorsed. If SUBROGATION IS WAIVED, subject to the terms and conditions of the policy, certain policies may require an endorsement. A statement on this certificate does not confer rights to the certificate holder in lieu of such endorsement(s).

PRODUCER Foundations Insurance American Fork 76 N 100 E American Fork, UT 84003 Phone: (801) 763-5400 Fax: () -		CONTACT NAME: KATHRYN NELSON PHONE (A/C, No, Ext): (801)763-5400 FAX (A/C, No): E-MAIL ADDRESS:	
INSURED VIIVE EVENTS LLC 495 E 1000 S Pleasant Grove UT 84062-		INSURER(S) AFFORDING COVERAGE INSURER A: Burlington Insurance INSURER B: INSURER C: INSURER D: INSURER E: INSURER F:	

COVERAGES

CERTIFICATE NUMBER:

REVISION NUMBER:

THIS IS TO CERTIFY THAT THE POLICIES OF INSURANCE LISTED BELOW HAVE BEEN ISSUED TO THE INSURED NAMED ABOVE FOR THE POLICY PERIOD INDICATED. NOTWITHSTANDING ANY REQUIREMENT, TERM OR CONDITION OF ANY CONTRACT OR OTHER DOCUMENT WITH RESPECT TO WHICH THIS CERTIFICATE MAY BE ISSUED OR MAY PERTAIN, THE INSURANCE AFFORDED BY THE POLICIES DESCRIBED HEREIN IS SUBJECT TO ALL THE TERMS, EXCLUSIONS AND CONDITIONS OF SUCH POLICIES. LIMITS SHOWN MAY HAVE BEEN REDUCED BY PAID CLAIMS.

INSR LTR	TYPE OF INSURANCE	ADDL SUBR INSD WVD	POLICY NUMBER	POLICY EFF (MM/DD/YYYY)	POLICY EXP (MM/DD/YYYY)	LIMITS
A	<input checked="" type="checkbox"/> COMMERCIAL GENERAL LIABILITY <input type="checkbox"/> CLAIMS-MADE <input checked="" type="checkbox"/> OCCUR GEN'L AGGREGATE LIMIT APPLIES PER: <input type="checkbox"/> POLICY <input type="checkbox"/> PRO-JECT <input type="checkbox"/> LOC OTHER:		482B004960	07/28/2016	07/28/2017	EACH OCCURRENCE \$ 1,000,000 DAMAGE TO RENTED PREMISES (Ea occurrence) \$ 100,000 MED EXP (Any one person) \$ 5,000 PERSONAL & ADV INJURY \$ 1,000,000 GENERAL AGGREGATE \$ 2,000,000 PRODUCTS - COM/OP AGG \$ 2,000,000 \$
	AUTOMOBILE LIABILITY <input type="checkbox"/> ANY AUTO <input type="checkbox"/> ALL OWNED AUTOS <input type="checkbox"/> SCHEDULED AUTOS <input type="checkbox"/> HIRED AUTOS <input type="checkbox"/> NON-OWNED AUTOS					COMBINED SINGLE LIMIT (Ea accident) \$ BODILY INJURY (Per person) \$ BODILY INJURY (Per accident) \$ PROPERTY DAMAGE (Per accident) \$ \$
	UMBRELLA LIAB <input type="checkbox"/> OCCUR EXCESS LIAB <input type="checkbox"/> CLAIMS-MADE DED <input type="checkbox"/> RETENTION \$					EACH OCCURRENCE \$ AGGREGATE \$ \$
	WORKERS COMPENSATION AND EMPLOYERS' LIABILITY ANY PROPRIETOR/PARTNER/EXECUTIVE OFFICER/MEMBER EXCLUDED? (Mandatory in NH) <input type="checkbox"/> Y/N If yes, describe under DESCRIPTION OF OPERATIONS below		N/A			PER STATUTE <input type="checkbox"/> OTH-ER <input type="checkbox"/> E.L. EACH ACCIDENT \$ E.L. DISEASE - EA EMPLOYEE \$ E.L. DISEASE - POLICY LIMIT \$

DESCRIPTION OF OPERATIONS / LOCATIONS / VEHICLES (ACORD 101, Additional Remarks Schedule, may be attached if more space is required)

Policy includes Blanket Additional Insured endorsement and Blanket Waiver of Subrogation

CERTIFICATE HOLDER

CANCELLATION

SHOULD ANY OF THE ABOVE DESCRIBED POLICIES BE CANCELLED BEFORE THE EXPIRATION DATE THEREOF, NOTICE WILL BE DELIVERED IN ACCORDANCE WITH THE POLICY PROVISIONS.

AUTHORIZED REPRESENTATIVE

Kathryn Nelson

© 1988-2014 ACORD CORPORATION. All rights reserved.

ENVIRONMENTAL TEST REPORT

PO #: C.C.
Quote #: ICGR170118LJ
Test #: ICGR170118
REV000

IC Group

February 28, 2017



IC GROUP

Floating Lantern Testing

APPROVALS

Approved By: Todd Patterson **Date:** 2/28/2017
Supervisor

Written By: Aleisha Spenst **Date:** 2/28/2017
Operations Assistant

*This report shall not be reproduced without the prior
written consent of Rocky Mountain Testing Solutions, LLC*

1.0 PURPOSE

The purpose of this report is to present the test procedures used and the test results obtained during the performance of an environmental test program. The results included in this report relate only to the items tested. The objective of the test was for (50) Lanterns to undergo testing according to RMTS quote # ICGR170118LJ.

2.0 REFERENCES

- 2.1 RMTS Quote No: ICGR170118LJ
- 2.2 Test Parts: 50 Floating Lanterns: 35 cm x 35 cm x 75 cm
- 2.3 The article tested was (50) Lanterns hereafter referred to as "product." The product was tested by Rocky Mountain Testing Solutions, LLC located in Pleasant View, Utah to the requirements listed in References 2.1.
- 2.4 TEST No: ICGR170118

3.0 TEST CONDITIONS AND TEST EQUIPMENT

3.1 TEST CONDITIONS

Unless otherwise specified herein, all tests were performed at room ambient conditions defined as a temperature of $73^{\circ} \pm 18^{\circ} \text{F}$ ($23^{\circ} \pm 10^{\circ} \text{C}$), with a relative humidity of $40\% \pm 30\%$.

3.2 TEST EQUIPMENT

The required test equipment was calibrated in accordance with established standards set by Rocky Mountain Testing Solutions, LLC.

4.0 TEST PROCEDURES AND TEST RESULTS

4.1 Conditioning

- Reference 2.1
- Reference 2.2, (50) Lanterns

Date Commenced: February 28, 2017

Date Completed: February 28, 2017

4.1.1. The test product was placed in an environmental chamber at 18°C (+/-3°) and 20% RH (+/-5%) for the duration of the test. The test set-up photographs are shown in Appendix B.

4.1.2. Refer to Appendix C for the temperature test plot.

4.2 Test Description

- Reference 2.1
- Reference 2.2, (50) Lanterns

Date Commenced: February 28, 2017

Date Completed: February 28, 2017

4.2.1 The test product was removed from packaging, filled with ambient air, then placed on the test fixture with fuel cell side down. The test product was tethered to test fixture to allow approximately 12" of altitude after takeoff.

4.2.2 The test product fuel cell was ignited at each of four corners and a timer was then started.

4.2.3 The test product was observed during start of fuel cell burn, liftoff, flight, descent, flame burn out, and ember burn out.

4.2.4 Event times were recorded for the following:

- | | |
|---------|--------------------------------|
| 4.2.4.1 | Start of burn. (timer started) |
| 4.2.4.2 | Liftoff. |
| 4.2.4.3 | Start of descent. |
| 4.2.4.4 | Flame out. |
| 4.2.4.5 | Ember out. |

4.2.5 Test result averages:

Seconds from ignition to flight	26
Seconds from ignition to start descent	83
Seconds from ignition to flame out	102
Seconds from ignition to ember out	277
Seconds from liftoff to start of descent	57
Seconds from liftoff to ember out	251

4.2.6 Test result data sheets can be found in Appendix D

4.3 This concludes testing of the IC Group product.

APPENDIX LISTING

APPENDIX A (Page 8)	Equipment List
APPENDIX B (Pages 10 - 13)	Photographs
APPENDIX C (Page 15)	Temperature Plot
APPENDIX D (Pages 17, 18)	Test Record Plots

APPENDIX A

EQUIPMENT LIST

ENVIRONMENTAL LAB EQUIPMENT LIST

Instrument	Temperature Humidity Chamber	TL-005
Manufacturer	Blue M	
Model Number	FRC-27F	
Serial Number	FRC-130	
<i>No Calibration Required</i>		

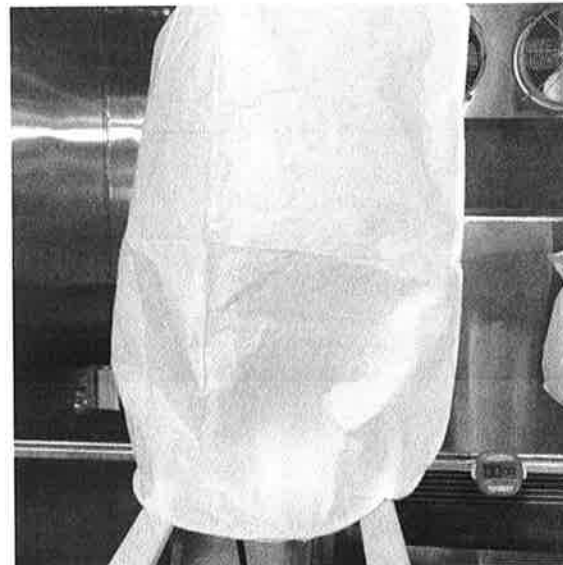
Instrument	Controller	TL-005
Manufacturer	WATLOW	
Model Number	F4	
Serial Number	015282	
Calibration Date	11/7/2016	
Calibration Due Date	11/7/2017	

APPENDIX B

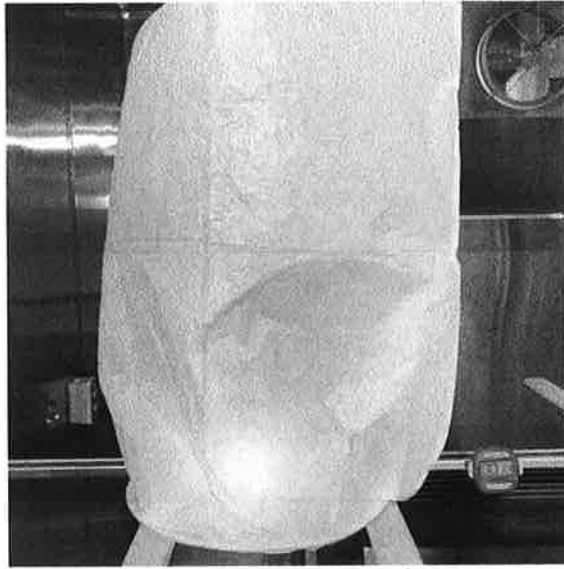
Photographs




Photograph 1. Pre-Ignition




Photograph 2. Fuel Cell Ignition




Photograph 3. Liftoff



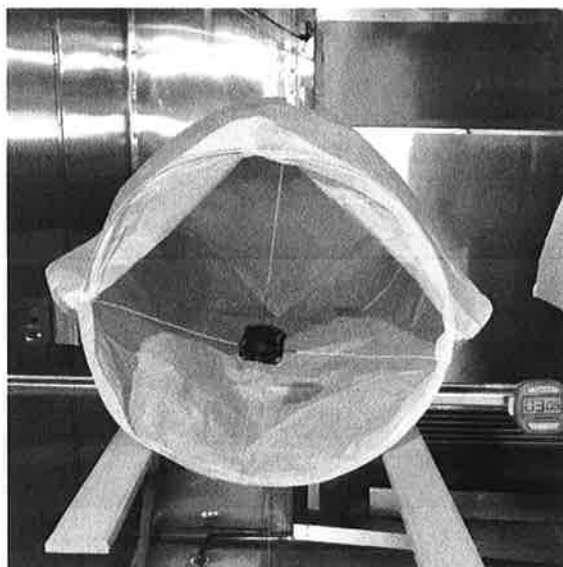
Photograph 4. Airborne



Photograph 5. Descent



Photograph 6. Fuel Cell Burnout

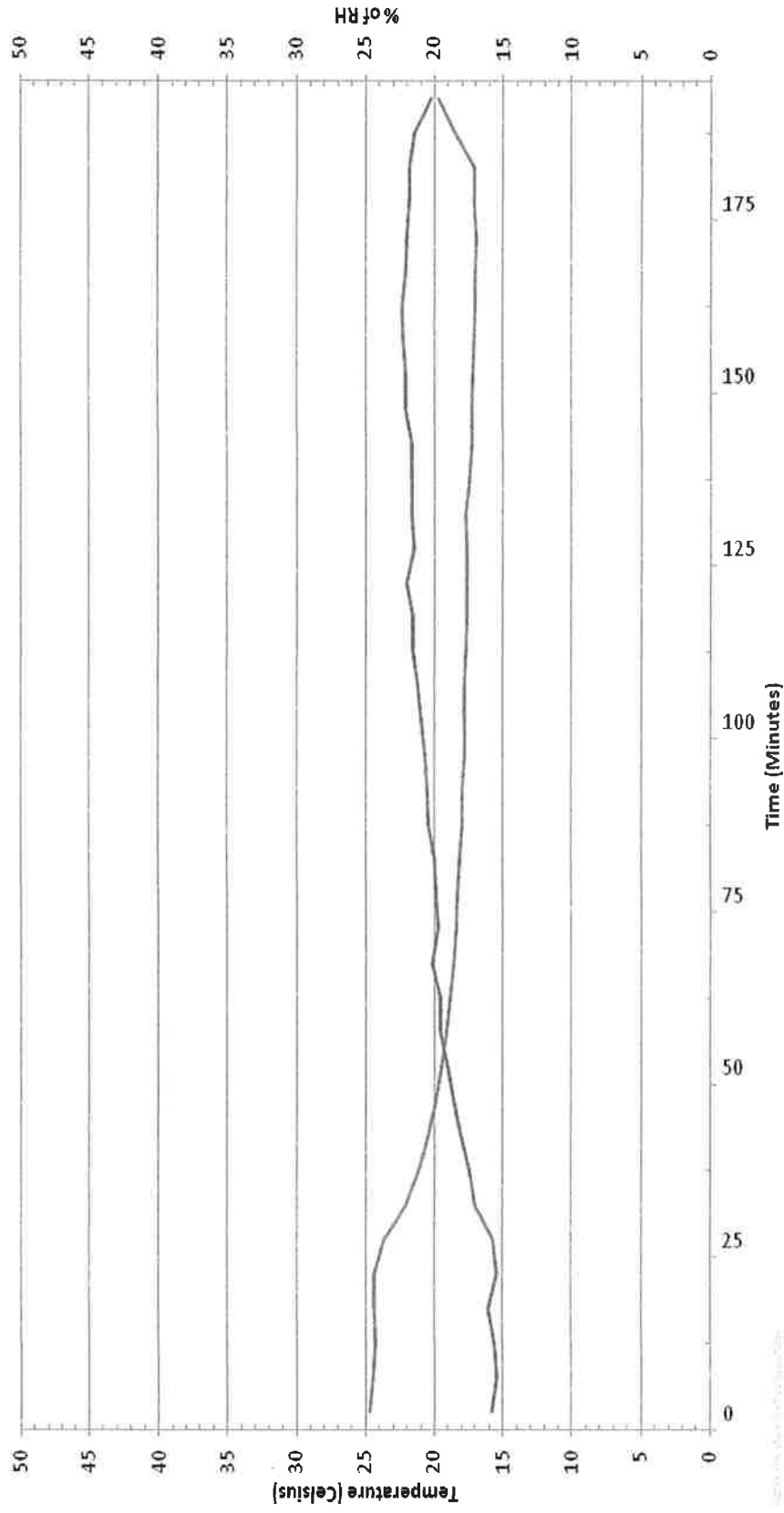


Photograph 7. Fuel Cell Ember

APPENDIX C

Temperature Plot

IC Group
 Test No: ICGR170118
 Floating Lantern Burn Test
 February 28, 2017



2753 N 1600 W
 Pleasant View, Utah 84404
 (301) 612-9156



APPENDIX D

Test Records

LABORATORY LOG SHEET

TEST:	Lantern Burn Test	Quote #:	ICGR170118
CUSTOMER:	IC Group	Date:	2/28/2017
TEST ITEM:	50 Test Units	Photos Taken?	Yes
SPEC	See Quote	Test Number	ICGR170118
<i>TIME ELAPSED, RECORDED IN SECONDS</i>			
Time	Sample #	Flight	Descent
Flame Out	Ember Out		Initials
9:08	1	45	94
9:25	2	17	79
9:25	3	42	90
9:29	4	14	68
9:35	5	35	90
9:36	6	33	73
9:37	7	54	76
9:45	8	12	70
9:46	9	25	77
9:47	10	32	100
9:48	11	31	83
9:56	12	25	94
9:57	13	14	64
10:07	14	20	69
10:08	15	27	87
10:08	16	15	78
10:16	17	25	83
11:55	18	20	84
10:17	19	25	80
10:24	20	20	84
10:25	21	31	85
10:26	22	42	89
10:31	23	32	88
10:33	24	43	89
10:33	25	38	97
Equipment Use	Asset #	Cal Due	
	TL-008		
PAGE: 1	OF: 2		

LABORATORY LOG SHEET

TEST:	Lantern Burn Test	Quote #:	ICGR170118
CUSTOMER:	IC Group	Date:	2/28/2017
TEST ITEM:	50 Test Units	Photos Taken?	Yes
SPEC	See Quote	Test Number	ICGR170118

<i>TIME ELAPSED, RECORDED IN SECONDS</i>							
Time	Sample #	Flight	Descent	Flame Out	Ember Out		Initials
10:41	26	29	90	116	233		KH
10:42	27	22	85	95	255		KH
10:43	28	19	98	110	268		KH
10:50	29	22	83	95	243		KH
10:51	30	21	87	94	283		KH
10:52	31	21	70	79	258		KH
10:58	32	25	86	116	218		KH
10:59	33	25	97	118	290		KH
11:00	34	24	82	108	270		KH
11:06	35	22	82	93	257		KH
11:07	36	30	79	115	293		KH
11:08	37	27	91	109	230		KH
11:16	38	28	82	90	288		KH
11:17	39	24	75	85	298		KH
11:18	40	22	69	81	298		KH
11:24	41	23	72	84	275		KH
11:25	42	25	80	96	290		KH
11:26	43	27	76	89	279		KH
11:39	44	20	97	105	297		KH
11:40	45	22	92	105	357		KH
11:41	46	26	89	110	328		KH
11:47	47	34	91	105	330		KH
11:48	48	13	67	80	206		KH
11:49	49	25	93	103	235		KH
11:55	50	20	76	92	274		KH

Equipment Use	Asset #	Cal Due		Asset #	Cal Due		
	TL-008						

PAGE: 1	OF: 2	
----------------	--------------	--

ROCKY MOUNTAIN TESTING SOLUTIONS, LLC
2758 N 1600 W
Pleasant View, UT 84404
801-612-9156
877-899-7687