

2024 Budget

Samantha Kerkman
County Executive

This page left blank intentionally

Kenosha County

2024 County Budget

Table of Contents

Budget/Profile Summary

	PAGE		PAGE
<u>County Profile</u>		<u>Department of Human Services</u>	
Profile Statistics	1	Office of Director	167
Population by Municipality	2	Central Services	173
Valuation & Taxpayer Analysis	3	Division of Workforce Development	177
Kenosha County Government Organizational Chart.....	4	Division of Veterans Services	185
County Board	5	Office of Medical Examiner	191
Median Home/Equalized Value Analysis	6	Division of Health Services	199
City Taxpayer Chart.....	7	Division of Aging, Disability, & Behavioral Health	
Municipality Taxpayer Charts.....	8	Services.....	209
Report Used for Apportionment of County Levy.....	11	Division of Children & Family Services	217
Net New Construction Schedule	14	Brookside Care Center.....	225
Changes to County Equalization Value Report.....	15	Willowbrook.....	237
		DHS - Internal Service Fund	245
<u>Budget Summary</u>		<u>Department of Finance and Administration</u>	
Budget Summary.....	17	Administrative Services.....	249
Combined County & Library Budgets	19	Economic Development	255
Median Home Analysis.....	20	Finance	259
Equalized Value Growth Vs. Tax Levy	21	Purchasing Services.....	265
Departmental Summary.....	22	<u>Elected Offices</u>	
Summary of Personnel Appropriation.....	27	County Clerk's Office	271
Budget Graphs.....	28	Treasurer's Office	277
Summary of Budgeted Personnel Changes	30	Register of Deeds Office	283
Summary of Funded FTE's.....	31	Elected Services.....	291
Reconciliation of FTE's.....	33	<u>Legislative</u>	
Capital Outlay Summary.....	34	County Board.....	297
Analysis of Reserves and Carryovers.....	35	<u>Executive</u>	
Schedule of General Obligation Debt Outstanding	36	Office of the County Executive	303
Summary of Finance Committee Adjustments.....	40	Office of the Corporation Counsel.....	309
		Division of Human Resources	315
Activity Statement - Goals & Objectives/Position		Civil Service Commission	321
Title - Class Type - FTE/Line Item Budget		Office of the University of WI Extension.....	325
	PAGE	Information Technology	331
<u>Law Enforcement</u>		Land Information	341
Sheriff.....	41	<u>Miscellaneous</u>	
District Attorney & Victim Witness.....	57	Non-Departmental	349
Circuit Court	65	Board of Adjustment	353
Juvenile Intake	73	Insurances	357
Joint Services	81	Debt Service	373
		Library	377
<u>Department of Public Works & Development Services</u>		Five Year Capital Plan	
Division of Facilities	91		PAGE
Division of Golf	109	Five Year Capital Plan.....	1
Division of Parks and Recreation.....	117		
Division of Highways	127	APPENDIX	
Division of Planning & Development.....	135		PAGE
Division of P&D - Tree Planting.....	143	Information Technology Capital Budget	1
Division of P&D - Revolving Pre-Development.....	147		
Division of P&D - Land & Water Management Plan	151		
County Housing Authority	155		
Capital Projects	161		

This page left blank intentionally

KENOSHA COUNTY, WISCONSIN • COUNTY PROFILE



S&P Global Ratings

Standards & Poor's rate Kenosha County, WI's
GO Bonds '**AAA**' – One of only seven counties
in State of Wisconsin

COUNTY POPULATION U.S. CENSUS BUREAU

Percent Change 2010-2020	1.64%
1990 Census	128,181
2000 Census	149,577
2010 Census	166,423
2020 Census	169,151

Kenosha County is:

- 7th Largest in Wisconsin
- 2nd Largest in Wisconsin for % of population ages 25 to 64 (working age)

*Since 2019, Kenosha County
has been in the top 5 (multiple
times top 1) of all counties in
terms of Net New Construction.
2022- 3.48% 2023- 2.71%*

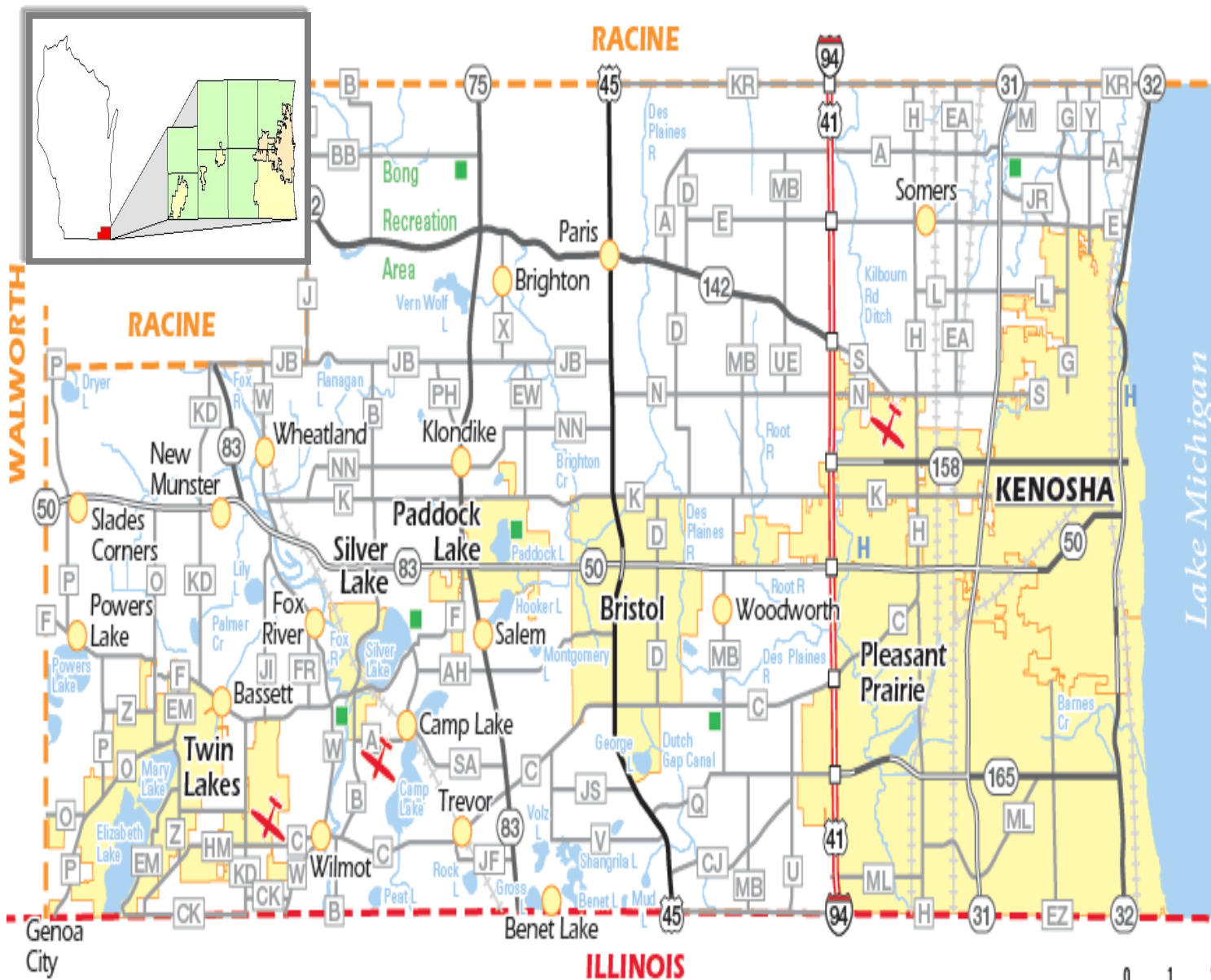
KENOSHA COUNTY



Kenosha County Location and Business Climate:

- Located between Chicago and Milwaukee
- Highly rated and rapidly expanding physical infrastructure
- Competitive cost of living and ideal business environment
- Access to high-quality post-secondary institutions
- More than 3.5 million people live within a 45-minute commuting distance of Kenosha County.
- Strong commitment to community economic development
 - Over 4,000 acres of business parks and industrial development in last 30 years
 - Hundreds of companies relocating to Kenosha with increasing velocity
 - Highly successful County High Impact Fund dedicated to economic development

KENOSHA COUNTY, WISCONSIN • COUNTY PROFILE



Copyright © 1996-2013 All About Wisconsin, Inc. All rights reserved.

0 1 2
Scale of Miles

KENOSHA COUNTY, WISCONSIN • COUNTY PROFILE

2023 Largest Taxpayers

	2022 Equalized Value	% of Total EV
Uline, Inc.	550,546,016	2.48%
Pleasant Prairie Premium Outlets	217,755,838	0.98%
Exeter	209,867,096	0.94%
KTR/Amazon	188,230,621	0.85%
Aurora Health Care	154,064,290	0.69%
Haribo	141,571,416	0.64%
Meijer Distribution Inc.	102,429,339	0.46%
Bcore Corridor Pleasant Prairie LLC	78,002,285	0.35%
HS Fund VI ZL Portfolio Investors	74,174,788	0.33%
Ralph's Grocery	70,328,043	0.32%
Total	\$1,786,969,732	8.04%
County's Total 2022 Equalized Value	\$22,228,331,000	



Trend of Equalized Valuations

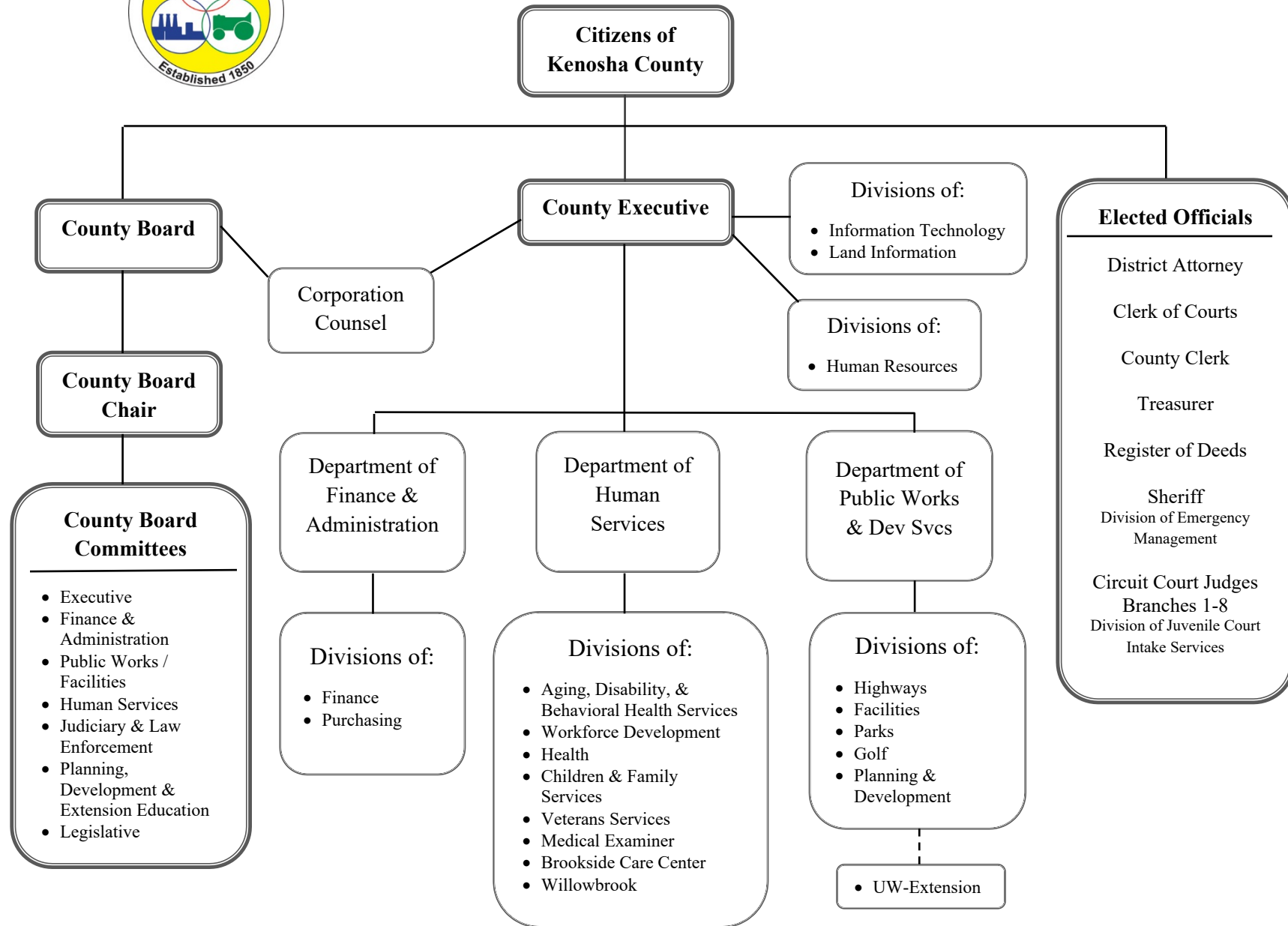
Year	Equalized Value (TID OUT)	Equalized Value (TID IN)	Incr/Decr %
2018	\$14,082,141,500	\$15,611,687,100	6.53%
2019	\$15,135,395,000	\$16,831,339,100	7.81%
2020	\$16,130,557,100	\$17,968,070,600	6.75%
2021	\$17,404,233,200	\$19,742,921,700	9.88%
2022	\$20,457,990,000	\$22,228,331,000	12.59%
2023	\$22,618,272,700	\$24,821,374,700	11.67%

2023 Equalized Value by Classification

	Equalized Value	Percent
Residential	15,999,746,300	66.46%
Commercial	7,423,027,000	29.91%
Manufacturing	839,389,600	3.38%
Agricultural	22,888,900	0.09%
Undeveloped	16,203,400	0.07%
AG Forest	27,257,300	0.11%
Forest	9,824,200	0.04%
Other	147,367,200	0.59%
Personal Property	335,670,800	1.35%
Total	\$24,821,374,700	100.00%



KENOSHA COUNTY GOVERNMENT



KENOSHA COUNTY, WISCONSIN • COUNTY PROFILE



The County, organized in 1850, is governed by 23 Board Supervisors, all elected for a two-year term which ends April 2024. The County Board is responsible for legislation and policy while the County Executive is charged with the execution of that policy and the overall administration of the County government. The standing committees of the Kenosha County Board of Supervisors are as follows: Executive; Finance and Administration; Planning, Development & Extension Education; Human Services; Public Works/Facilities; Legislative; and Judiciary & Law.

County Executive – Samantha Kerkman

DISTRICT 1 – WILLIAM GRADY

DISTRICT 2 – TERRY ROSE

DISTRICT 3 – JEFFREY GENTZ

DISTRICT 4 – LAURA BELSKY

DISTRICT 5 – BRIAN THOMAS

DISTRICT 6 – EDWARD KUBICKI

DISTRICT 7 – DANIEL GASCHKE

DISTRICT 8 – ZACH RODRIGUEZ

DISTRICT 9 – JOHN J. O'DAY

DISTRICT 10 – ANDY BERG

DISTRICT 11 – ZACH STOCK

DISTRICT 12 – GABE NUDO – CHAIRMAN

DISTRICT 13 – JOHN FRANCO

DISTRICT 14 – TIM STOCKER

DISTRICT 15 – DAVE GEERTSEN

DISTRICT 16 – AMANDA NEDWESKI

DISTRICT 17 – MONICA YUHAS

DISTRICT 18 – JEFF WAMBOLDT

DISTRICT 19 – BRIAN BASHAW

DISTRICT 20 – JOHN POOLE

DISTRICT 21 – MARK NORDIGIAN

DISTRICT 22 – ERIN DECKER – VICE CHAIRWOMAN

DISTRICT 23 – AARON KAROW

Analysis of Wisconsin Realtors Median Price Home in Kenosha Compared to Equalized Value

WI Realtors Association							
Year	Median Price		Percentage		Equalized Value		Percentage
	December 31st *	Difference	Incr (Decr)		Reduced by TID **	Difference	Incr (Decr)
2023	\$ 262,000	\$ 12,000	4.80%		22,618,272,700	2,160,282,700	10.56%
2022	\$ 250,000	\$ 17,000	7.30%		20,457,990,000	3,053,756,800	17.55%
2021	\$ 233,000	\$ 21,000	9.91%		17,404,233,200	1,273,676,100	7.90%
2020	\$ 212,000	\$ 19,000	9.84%		16,130,557,100	995,162,100	6.58%
2019	\$ 193,000	\$ 18,000	10.29%		15,135,395,000	1,053,253,500	7.48%
2018	\$ 175,000	\$ 10,000	6.06%		14,082,141,500	848,922,200	6.42%
2017	\$ 165,000	\$ 23,000	16.20%		13,233,219,300	581,011,300	4.59%
2016	\$ 142,000	\$ 9,100	6.85%		12,652,208,000	535,539,900	4.42%
2015	\$ 132,900	\$ 14,400	12.15%		12,116,668,100	374,728,100	3.19%
2014	\$ 118,500	\$ 8,500	7.73%		11,741,940,000	297,235,200	2.60%
2013	\$ 110,000	\$ (8,000)	-6.78%		11,444,704,800	(403,366,100)	-3.40%
2012	\$ 118,000				11,848,070,900		

Equalized Value TID OUT

Equalized Value Reduced by TID 12/31/2022	\$ 20,457,990,000
Equalized Value Reduced by TID 12/31/2023	\$ 22,618,272,700
Change In Equalized Value	\$ 2,160,282,700
Percentage Change	10.56%

Equalized Value TID IN

Equalized Value TID IN 12/31/2022	\$ 22,228,331,000
Equalized Value TID IN 12/31/2023	\$ 24,821,374,700
Change In Equalized Value TID	\$ 2,593,043,700
Percentage Change	11.67%

New Construction 2023

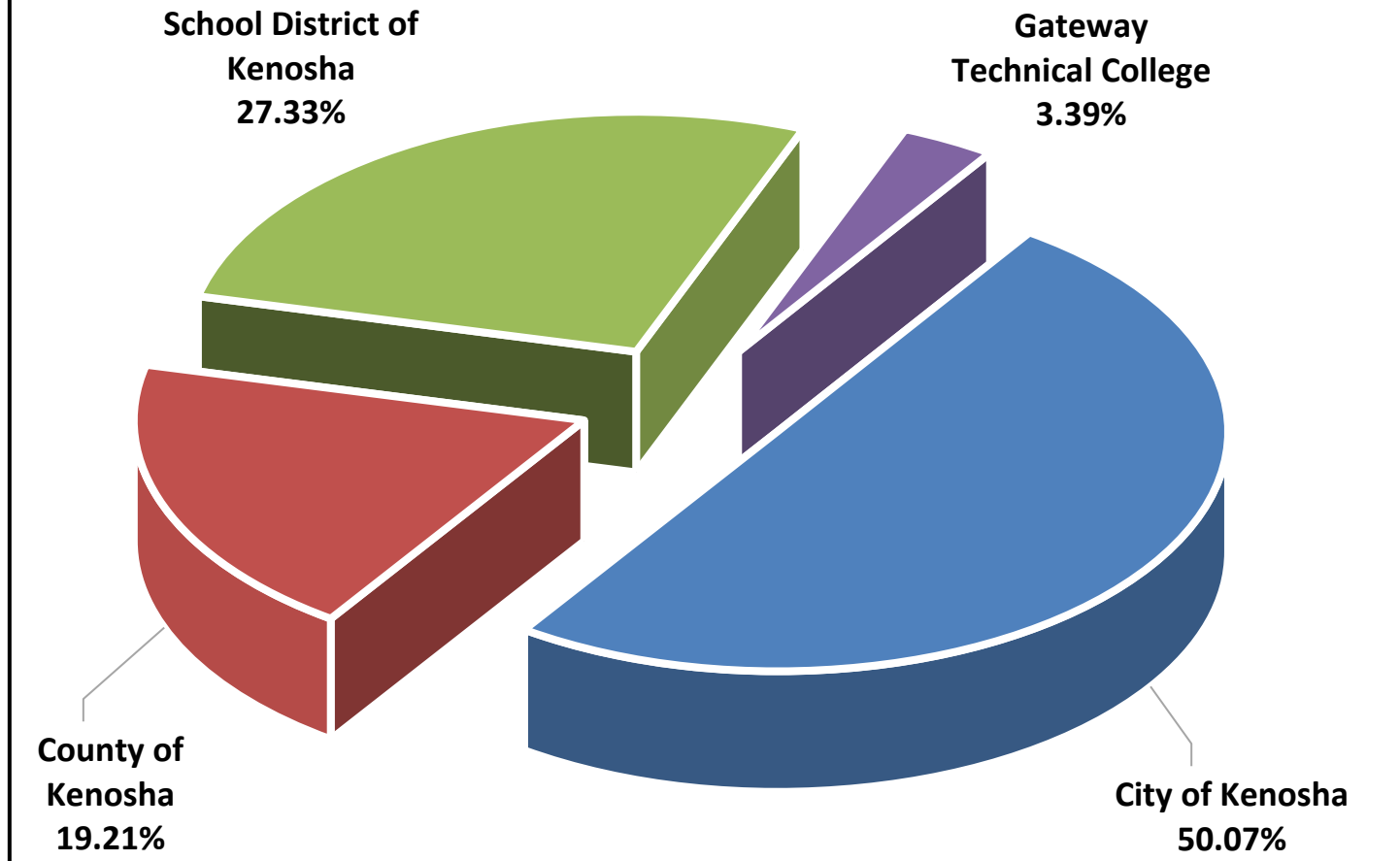
\$ 602,803,300
2.71%

Percent of EV TID IN

* Median price for Kenosha County at the time of reference, (see www.wra.org/HousingStatistics/)

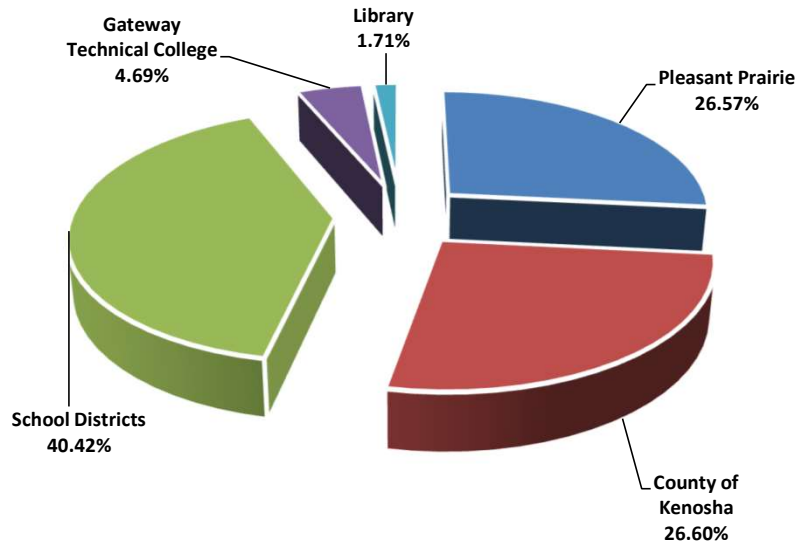
**Source: Wisconsin Department of Revenue, Bureau of Equalization for value of property.

City of Kenosha Taxpayer

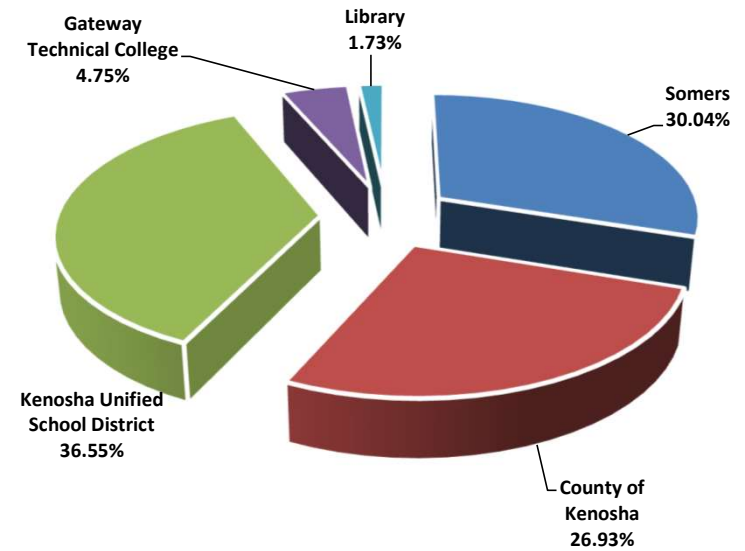


Based on 2022 Real Estate Tax Bill payable in 2023
Each municipality represents major school jurisdiction only

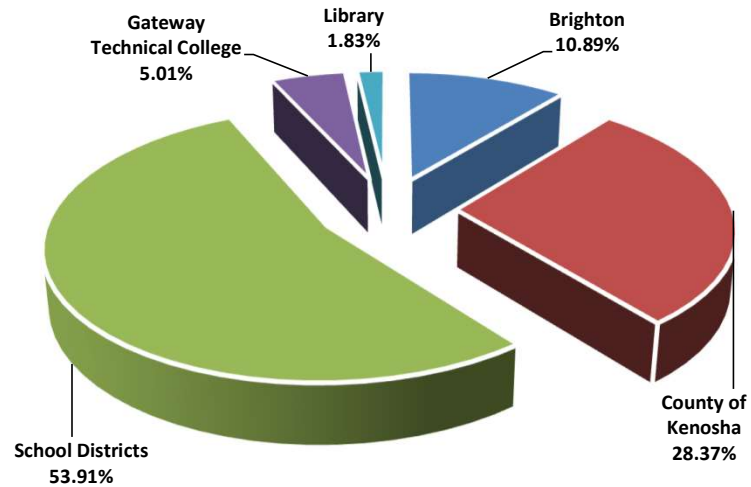
Pleasant Prairie Taxpayer



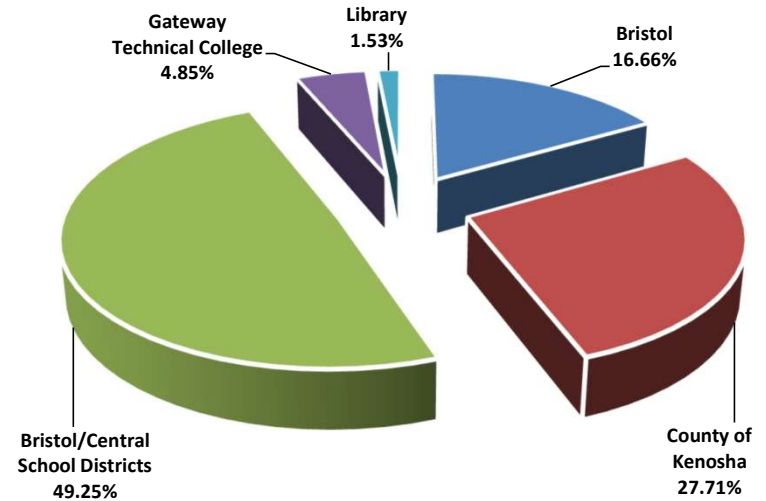
Town of Somers Taxpayer



Brighton Taxpayer

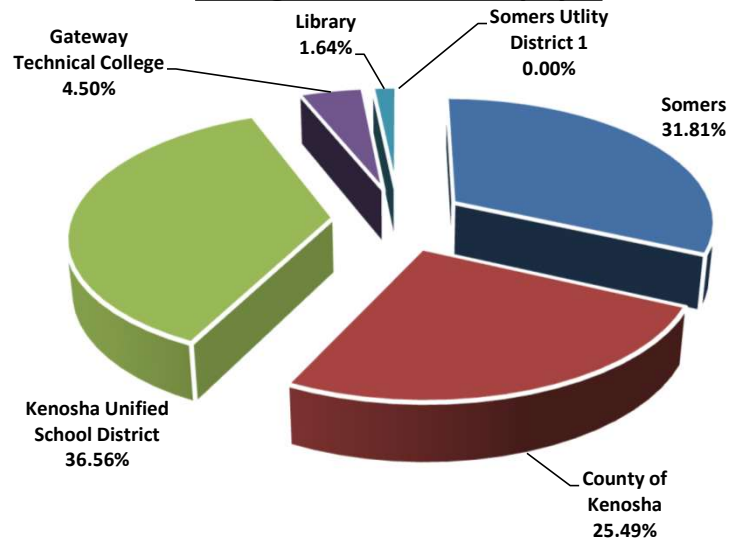


Bristol Taxpayer

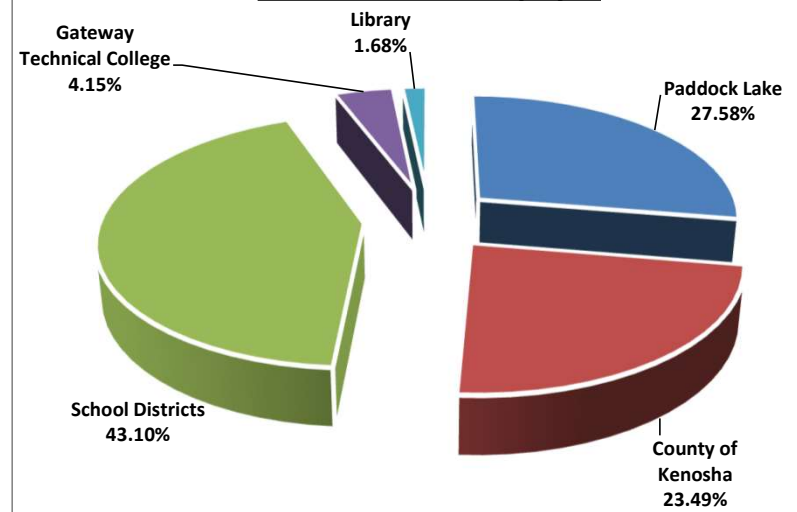


Based on 2022 Real Estate Tax Bill payable in 2023

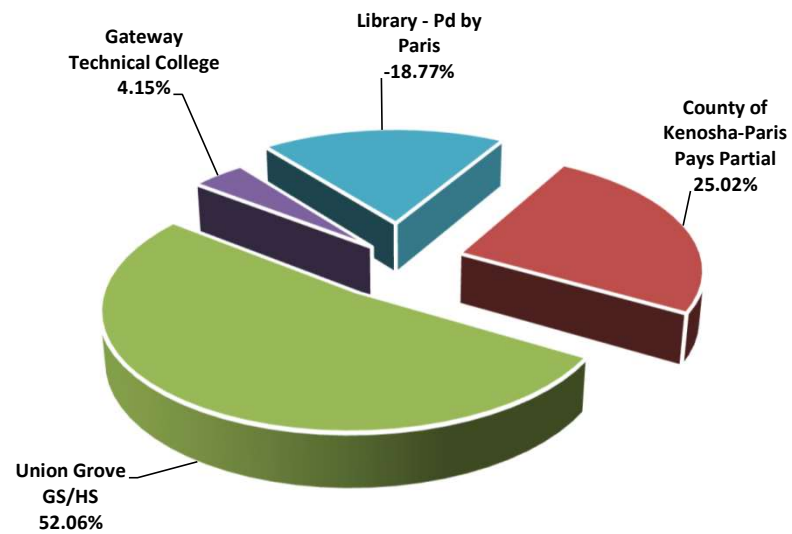
Village of Somers Taxpayer



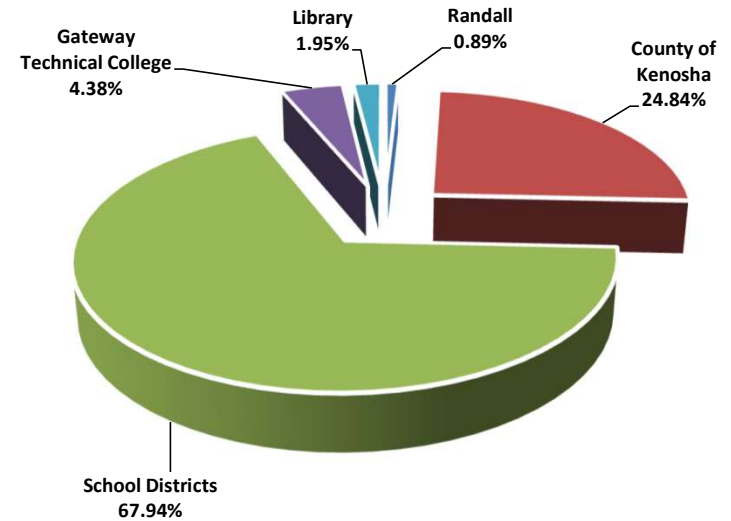
Paddock Lake Taxpayer



Paris Taxpayer

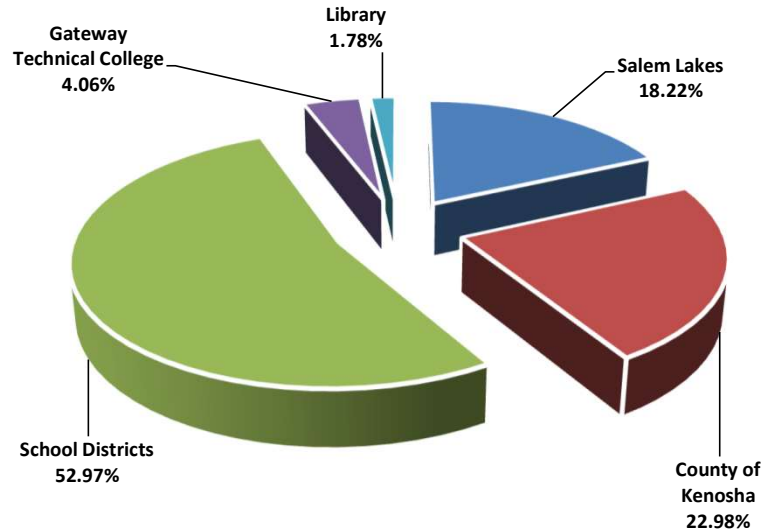


Randall Taxpayer

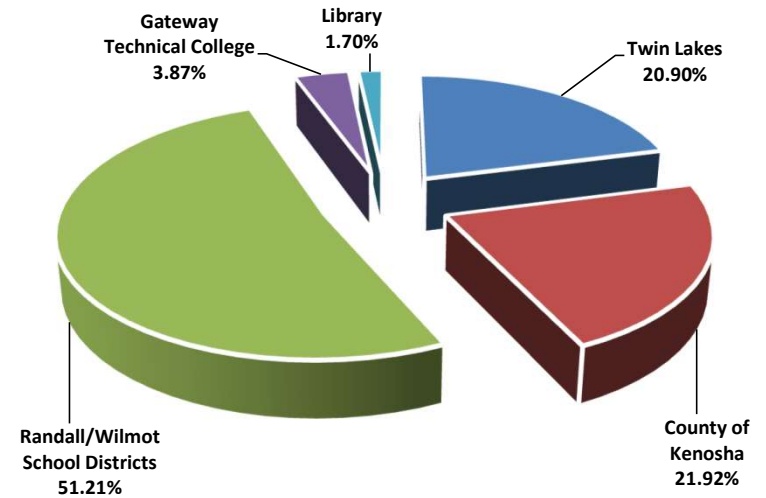


Based on 2022 Real Estate Tax Bill payable in 2023

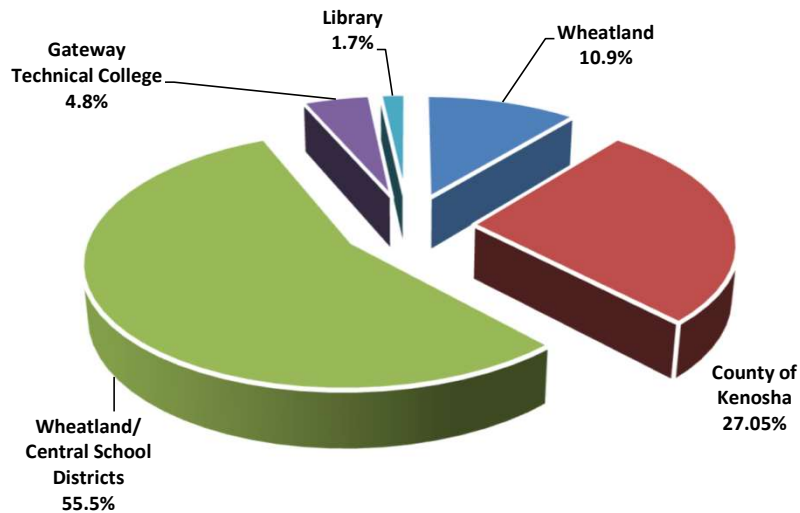
Salem Lakes Taxpayer



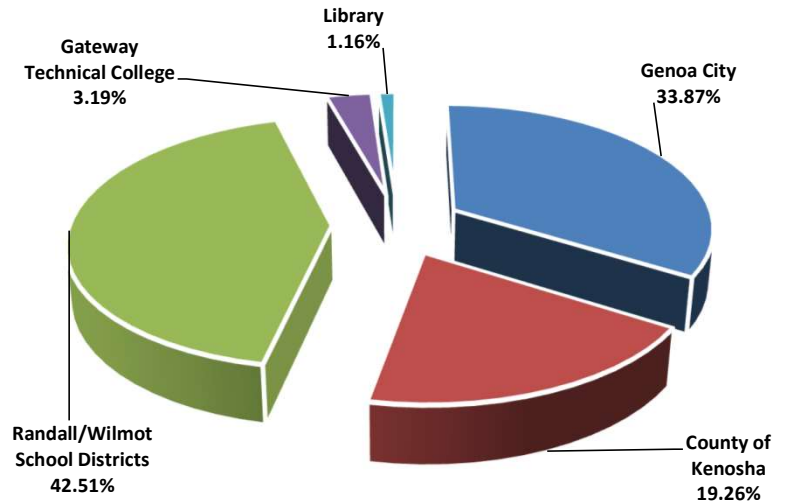
Twin Lakes Taxpayer



Wheatland Taxpayer



Genoa City Taxpayer



Based on 2022 Real Estate Tax Bill payable in 2023

KENOSHA County

2023 County Apportionment

District	Equalized Value Reduced by TID Value Increment	% to Total
Brighton	315,907,000	.013966893
Paris	333,197,600	.014731346
Randall	866,459,800	.038307956
Somers	124,357,800	.005498112
Wheatland	579,204,900	.025607831
Town Total	2,219,127,100	.098112138
Bristol	880,932,500	.038947824
Genoa City	468,000	.000020691
Paddock Lake	360,193,700	.015924899
Pleasant Prairie	5,317,932,200	.235116636
Salem Lakes	2,130,495,300	.094193546
Somers	1,056,883,300	.046726968
Twin Lakes	1,334,468,200	.058999563
Village Total	11,081,373,200	.489930126
Kenosha	9,317,772,400	.411957735
City Total	9,317,772,400	.411957735
County Total	22,618,272,700	1.000000000

District	TID Value Increments			Current Value	Increment
	TID #	YEAR	Base Value		
V . Bristol	001	2019	5,134,800	129,597,700	124,462,900
V . Bristol	002	2019	416,400	144,195,800	143,779,400

KENOSHA County

2023 County Apportionment

District	TID Value Increments			Current Value	Increment
	TID #	YEAR	Base Value		
V . Bristol	003	2022	311,100	2,584,200	2,273,100
V . Paddock Lake	001	2012	14,133,700	16,740,500	2,606,800
V . Paddock Lake	002	2017	15,217,800	40,095,300	24,877,500
V . Pleasant Prairie	004	2007	166,100	3,393,200	3,227,100
V . Pleasant Prairie	005	2017	25,069,900	382,825,500	357,755,600
V . Pleasant Prairie	006	2018	88,900	20,646,600	20,557,700
V . Pleasant Prairie	007	2018	832,500	72,228,300	71,395,800
V . Pleasant Prairie	008	2021	12,458,700	46,867,500	34,408,800
V . Salem Lakes	001	2015	29,500	31,225,700	31,196,200
V . Somers	001	2015	476,300	62,752,900	62,276,600
V . Somers	002	2015	5,810,800	94,407,100	88,596,300
V . Somers	003	2018	1,779,800	51,060,200	49,280,400
V . Somers	004	2018	1,767,500	44,272,900	42,505,400
V . Somers	005	2018	1,148,400	1,860,500	712,100
V . Somers	006	2018	2,894,000	8,281,400	5,387,400
V . Somers	007	2018	8,364,800	11,575,500	3,210,700
V . Somers	008	2018	362,100	445,000	82,900
V . Somers	009	2018	2,081,700	2,424,000	342,300
V . Somers	010	2018	3,219,200	4,984,300	1,765,100
V . Somers	011	2018	195,100	264,200	69,100
V . Twin Lakes	001	2007	44,044,400	63,761,900	19,717,500
C . Kenosha	004	1989	16,173,300	152,900,600	136,727,300
C . Kenosha	005	1994	319,700	148,720,700	148,401,000
C . Kenosha	006	1997	3,716,200	22,255,100	18,538,900
C . Kenosha	007	2002	1,178,600	15,541,300	14,362,700
C . Kenosha	008	2002	245,900	99,342,000	99,096,100
C . Kenosha	009	2003	24,538,700	53,624,500	29,085,800
C . Kenosha	010	2005	12,297,700	44,613,900	32,316,200
C . Kenosha	011	2006	2,873,300	145,304,900	142,431,600
C . Kenosha	013	2008	625,100	74,600,200	73,975,100

KENOSHA County

2023 County Apportionment

District	TID Value Increments			Current Value	Increment
	TID #	YEAR	Base Value		
C . Kenosha	015	2013	291,500	2,212,600	1,921,100
C . Kenosha	016	2013	1,571,900	206,422,900	204,851,000
C . Kenosha	017	2014	50,900	11,899,200	11,848,300
C . Kenosha	018	2015	182,300	16,962,800	16,780,500
C . Kenosha	019	2017	400,900	463,400	62,500
C . Kenosha	020	2017	4,000	22,637,500	22,633,500
C . Kenosha	021	2017	19,400	75,177,800	75,158,400
C . Kenosha	023	2018	0	0	*
C . Kenosha	024	2018	0	0	*
C . Kenosha	025	2018	121,800	1,304,000	1,182,200
C . Kenosha	026	2018	4,635,200	54,075,300	49,440,100
C . Kenosha	027	2019	2,792,200	3,459,200	667,000
C . Kenosha	029	2020	17,774,400	45,733,200	27,958,800
C . Kenosha	030	2020	300,500	0	*
C . Kenosha	031	2020	214,900	0	*
C . Kenosha	032	2021	9,669,200	14,007,600	4,338,400
C . Kenosha	033	2021	3,715,600	4,554,400	838,800
C . Kenosha	034	2022	23,100	23,000	*

* THIS DISTRICT HAS A ZERO OR NEGATIVE INCREMENT, NO INCREMENT SHOWN

NET NEW CONSTRUCTION 2023

COMUN CODE	MUNICIPALITY	2022 EQUALIZED VALUE	2023 NET NEW CONSTRUCTION	PERCENT
30002	TOWN OF BRIGHTON	291,053,000	5,853,100	2.01%
30006	TOWN OF PARIS	308,873,100	1,878,900	0.61%
30010	TOWN OF RANDALL	775,121,900	6,634,800	0.86%
30014	TOWN OF SOMERS	104,143,200	111,100	0.11%
30016	TOWN OF WHEATLAND	480,840,800	744,800	0.15%
30104	VILLAGE OF BRISTOL	971,619,800	80,705,800	8.31%
30131	VILLAGE OF GENOA CITY *	432,100	0	0.00%
30171	VILLAGE OF PADDOCK LAKE	364,438,100	2,702,600	0.74%
30174	VILLAGE OF PLEASANT PRAIRIE	5,369,863,700	121,875,900	2.27%
30179	VILLAGE OF SALEM LAKES	1,921,115,300	29,105,600	1.52%
30182	VILLAGE OF SOMERS	1,155,365,200	87,102,100	7.54%
30186	VILLAGE OF TWIN LAKES	1,177,824,900	18,575,600	1.58%
30241	CITY OF KENOSHA	9,307,639,900	247,513,000	2.66%
30999	COUNTY OF KENOSHA	22,228,331,000	602,803,300	2.71%

WISCONSIN DEPARTMENT OF REVENUE
2023 STATEMENT OF CHANGES IN EQUALIZED VALUES BY CLASS AND ITEM

County 30 Kenosha

COUNTY TOTALS

REAL ESTATE	2022 RE Equalized Value	Removal of Prior Year Compensation	% Change	\$ Amount of Economic Change	% Change	\$ Amount of New Constr	% Change	Correction & Compensation	% Change	\$ Amount of All Other Changes	% Change	2023 RE Equalized Value	Total \$ Change in R.E. Value	% Change
Residential														
Land	4,094,486,400	-1,075,100	0%	289,278,600	7%	6,577,700	0%	3,099,800	0%	-4,089,000	0%	4,388,278,400	293,792,000	7%
Imp	10,629,436,700	-6,421,700	0%	877,925,900	8%	112,627,100	1%	1,215,000	0%	-3,315,100	0%	11,611,467,900	982,031,200	9%
Total	14,723,923,100	-7,496,800	0%	1,167,204,500	8%	119,204,800	1%	4,314,800	0%	-7,404,100	0%	15,999,746,300	1,275,823,200	9%
Commercial														
Land	1,263,919,800	1,539,200	0%	127,230,600	10%	46,973,700	4%	6,279,600	0%	-12,658,000	-1%	1,433,284,900	169,365,100	13%
Imp	5,228,082,600	7,040,800	0%	532,178,200	10%	387,547,600	7%	17,156,200	0%	-182,263,300	-3%	5,989,742,100	761,659,500	15%
Total	6,492,002,400	8,580,000	0%	659,408,800	10%	434,521,300	7%	23,435,800	0%	-194,921,300	-3%	7,423,027,000	931,024,600	14%
Manufacturing														
Land	108,814,900	0	0%	1,658,600	2%	0	0%	0	0%	32,566,500	30%	143,040,000	34,225,100	31%
Imp	424,608,700	0	0%	46,993,000	11%	45,560,900	11%	1,090,600	0%	178,096,400	42%	696,349,600	271,740,900	64%
Total	533,423,600	0	0%	48,651,600	9%	45,560,900	9%	1,090,600	0%	210,662,900	39%	839,389,600	305,966,000	57%
Agricultural														
Land/Total	21,083,600	3,900	0%	2,544,300	12%	0	0%	-286,000	-1%	-456,900	-2%	22,888,900	1,805,300	9%
Undeveloped														
Land/Total	15,014,600	1,000	0%	1,208,100	8%	0	0%	111,200	1%	-131,500	-1%	16,203,400	1,188,800	8%
Ag Forest														
Land/Total	18,680,500	-138,200	-1%	6,408,700	34%	0	0%	1,400,600	7%	905,700	5%	27,257,300	8,576,800	46%
Forest														
Land/Total	6,820,000	46,000	1%	2,149,700	32%	0	0%	40,000	1%	768,500	11%	9,824,200	3,004,200	44%
Other														
Land	38,905,000	-64,500	0%	2,270,500	6%	0	0%	610,000	2%	346,000	1%	42,067,000	3,162,000	8%
Imp	93,293,300	-238,700	0%	11,239,000	12%	781,400	1%	965,000	1%	-739,800	-1%	105,300,200	12,006,900	13%
Total	132,198,300	-303,200	0%	13,509,500	10%	781,400	1%	1,575,000	1%	-393,800	0%	147,367,200	15,168,900	11%
Total Real Estate														
Land	5,567,724,800	312,300	0%	432,749,100	8%	53,551,400	1%	11,255,200	0%	17,251,300	0%	6,082,844,100	515,119,300	9%
Imp	16,375,421,300	380,400	0%	1,468,336,100	9%	546,517,000	3%	20,426,800	0%	-8,221,800	0%	18,402,859,800	2,027,438,500	12%
Total	21,943,146,100	692,700	0%	1,901,085,200	9%	600,068,400	3%	31,682,000	0%	9,029,500	0%	24,485,703,900	2,542,557,800	12%

PERSONAL PROPERTY	Non-Mfg Personal Property				Manufacturing Personal Property				Total of All Personal Property			
	2022	2023	% Change		2022	2023	% Change		2022 Total	2023 Total	Tot. \$ Chg in PP	% Change
Watercraft	85,900	93,900	9%		0	0	0%		85,900	93,900	8,000	9%
Machinery Tools & Patterns	0	0	N/A		18,427,700	26,566,900	44%		18,427,700	26,566,900	8,139,200	44%
Furniture Fixtures & Equip	142,250,200	175,360,900	23%		9,807,300	13,840,400	41%		152,057,500	189,201,300	37,143,800	24%
All Other	98,089,500	114,197,500	16%		4,810,500	5,614,300	17%		102,900,000	119,811,800	16,911,800	16%
Prior Year Compensation	11,713,800	-3,100			0	0			11,713,800	-3,100	-11,716,900	
Total Personal Property	252,139,400	289,649,200	15%		33,045,500	46,021,600	39%		285,184,900	335,670,800	50,485,900	18%
TOTAL EQUALIZED VALUE	2022 Total									2023 Total	Total \$ Change	% Change
Real Estate & Personal Property	22,228,331,000									24,821,374,700	2,593,043,700	12%

This page left blank intentionally




KENOSHA COUNTY

2024 BUDGET SUMMARY



KENOSHA COUNTY, WISCONSIN

2024 BUDGET SUMMARY



	2022	2023	2023 BUDGET	2023	2024 EXECUTIVE	FINANCE & ADMIN.	2024 ADOPTED		
	ADOPTED	ADOPTED &	2023 ACTUAL	PROJECTED	PROPOSED	COMM./COUNTY	OPERATING AND		
DESCRIPTION	ACTUAL	BUDGET	MODIFIED 6/30	AS OF 6/30	AT 12/31	BOARD ADJ.	CAPITAL BUDGET		
REVENUE SUMMARY:									
All Other Taxes	\$1,578,148	\$1,416,000	\$1,416,000	\$497,706	\$1,215,629	\$1,395,000	\$0	\$1,395,000	
Sales Tax	\$20,252,984	\$21,200,000	\$21,200,000	\$6,204,423	\$21,200,000	\$21,480,000	\$100,000	\$21,580,000	
Property Tax	\$72,740,907	\$73,872,508	\$73,872,508	\$73,872,508	\$73,872,508	\$76,051,747	(\$169,333)	\$75,882,414	
Borrowed Funds	\$20,000,000	\$19,500,000	\$22,515,188	\$0	\$16,550,000	\$19,385,000	\$0	\$19,385,000	
Intergovernmental Revenue	\$96,178,661	\$105,823,302	\$118,772,410	\$34,147,887	\$108,642,289	\$106,886,553	\$0	\$106,886,553	
Fines/Forfeitures/Penalties	\$998,970	\$1,078,200	\$1,078,200	\$441,510	\$1,017,010	\$1,125,500	\$0	\$1,125,500	
Charges for Service	\$43,344,052	\$45,997,315	\$46,041,315	\$21,587,101	\$43,474,917	\$45,600,587	\$0	\$45,600,587	
Interest Revenue	\$753,731	\$1,468,500	\$1,468,500	\$2,098,141	\$4,248,402	\$4,950,000	\$50,000	\$5,000,000	
Miscellaneous Revenue	\$2,972,617	\$344,869	\$551,992	\$54,785	\$308,513	\$289,210	\$0	\$289,210	
Other Financing Sources/Uses	\$22,718,639	\$0	\$44,900	\$2,620,817	\$2,611,857	\$0	\$0	\$0	
Licenses and Permits	\$981,815	\$910,200	\$910,200	\$540,256	\$992,696	\$1,014,200	\$0	\$1,014,200	
Reserves/Carryovers	\$0	\$3,227,878	\$21,302,615	\$0	\$290,700	\$3,945,748	\$0	\$3,945,748	
TOTAL REVENUES	\$282,520,524	\$274,838,772	\$309,173,828	\$142,065,133	\$274,424,522	\$282,123,545	(\$19,333)	\$282,104,212	
EXPENDITURE SUMMARY:									
	SERIES								
Personnel Services	1000	\$95,685,860	\$100,423,167	\$99,458,070	\$47,630,708	\$96,640,377	\$105,398,622	(\$19,333)	\$105,379,289
Contractual Services	2000	\$25,672,666	\$27,760,298	\$28,623,012	\$14,378,793	\$27,932,862	\$29,386,246	\$0	\$29,386,246
Materials and Supplies	3000	\$8,646,265	\$8,354,906	\$8,658,189	\$4,913,362	\$8,986,470	\$9,014,235	\$0	\$9,014,235
Fixed Charges	5000	\$3,974,106	\$3,914,487	\$3,914,487	\$2,603,606	\$3,919,677	\$4,056,294	\$0	\$4,056,294
Debt Service	6000	\$20,346,912	\$22,322,798	\$22,322,798	\$4,808,224	\$22,325,198	\$22,926,310	\$0	\$22,926,310
Grants and Contributions	7000	\$80,524,552	\$86,408,167	\$86,671,286	\$42,206,950	\$85,831,189	\$85,263,819	\$0	\$85,263,819
Capital Outlay	8000	\$25,935,902	\$27,558,200	\$64,265,310	\$12,176,062	\$37,948,251	\$27,892,595	\$0	\$27,892,595
Cost Allocation	9000	\$12,743,350	(\$1,903,251)	(\$1,858,351)	(\$889,804)	(\$1,700,196)	(\$1,814,576)	\$0	(\$1,814,576)
TOTAL EXPENDITURES		\$273,529,612	\$274,838,772	\$312,054,801	\$127,827,900	\$281,883,828	\$282,123,545	(\$19,333)	\$282,104,212

TAX LEVY COMPARISON	2023	2024	CHANGE (\$)	CHANGE (%)
GENERAL PURPOSE COUNTY LEVY	\$73,872,508	\$75,882,414	\$2,009,906	2.72%
COUNTY EQUALIZED VALUE (TID OUT)	\$20,457,990,000	\$22,618,272,700	\$2,160,282,700	10.56%
COUNTY RATE PER \$1000 OF EQUALIZED VALUATION	\$3.61	\$3.35	(\$0.26)	-7.12%
COMPARISON OF EXPENDITURES	2023	2024	CHANGE (\$)	CHANGE (%)
TOTAL EXPENDITURES	\$274,838,772	\$282,104,212	\$7,265,440	2.64%
LESS: INTERNAL SERVICE FUNDS	(\$26,147,330)	(\$25,851,070)	\$296,260	-1.13%
TOTAL EXPENDITURES	\$248,691,442	\$256,253,142	\$7,561,700	3.04%
LESS: CAPITAL EXPENDITURES	(\$27,558,200)	(\$27,892,595)	(\$334,395)	1.21%
OPERATING & DEBT SERVICE EXPENDITURES	\$221,133,242	\$228,360,547	\$7,227,305	3.27%
HOME VALUE	\$92,926	\$100,000	\$7,074	7.61%
TAXES ON \$100,000 HOME	\$335.55	\$335.49	(\$0.06)	-0.02%

NOTE: ALL AMOUNTS ROUNDED TO NEAREST DOLLAR OR CENT.

2024 COMBINED COUNTY AND LIBRARY BUDGET

DESCRIPTION	GENERAL PURPOSE ADOPTED BUDGET	LIBRARY ADOPTED BUDGET	TOTAL 2024 ADOPTED BUDGET
REVENUE SUMMARY:			
Other Revenue \ Funding	\$161,311,050	\$850,386	\$162,161,436
Sales Tax	\$21,580,000	\$0	\$21,580,000
Tax Levy	\$75,882,414	\$1,949,603	\$77,832,017
Borrowed Funds	\$19,385,000	\$0	\$19,385,000
Prior Years Reserves \ Carryovers	\$3,945,748	\$0	\$3,945,748
TOTAL REVENUES	\$282,104,212	\$2,799,989	\$284,904,201

EXPENDITURE SUMMARY:		SERIES		
Personnel Services	1000	\$105,379,289	\$0	\$105,379,289
Contractual Services	2000	\$29,386,246	\$315,022	\$29,701,268
Materials and Supplies	3000	\$9,014,235	\$2,484,967	\$11,499,202
Fixed Charges	5000	\$4,056,294	\$0	\$4,056,294
Debt Service	6000	\$22,926,310	\$0	\$22,926,310
Grants and Contributions	7000	\$85,263,819	\$0	\$85,263,819
Capital Outlay	8000	\$27,892,595	\$0	\$27,892,595
Cost Allocation	9000	(\$1,814,576)	\$0	(\$1,814,576)
TOTAL EXPENDITURES		\$282,104,212	\$2,799,989	\$284,904,201

Tax Levy Total:	2023	2024	Change (\$)	Change (%)
County General Purpose Levy	\$73,872,508	\$75,882,414	\$2,009,906	2.72%
Kenosha County Library System	\$1,848,993	\$1,949,603	\$100,610	5.44%
Grand Total All County Tax Levies	\$75,721,501	\$77,832,017	\$2,110,516	2.79%

Calculation of 2024 Library Levy:						
District	Equalized Value	Mill Rate	2024 Tax Levy	2023 Tax Levy	Change (\$)	Change (%)
Brighton	\$315,907,000	\$0.22646	\$71,542	\$67,659	\$3,883	5.74%
Bristol	\$880,932,500	\$0.22646	\$199,500	\$195,108	\$4,391	2.25%
Genoa City	\$468,000	\$0.22646	\$106	\$100	\$6	5.51%
Paris	\$333,197,600	\$0.22646	\$75,457	\$71,801	\$3,656	5.09%
Pleasant Prairie	\$5,317,932,200	\$0.22646	\$1,204,321	\$1,153,868	\$50,453	4.37%
Somers Town	\$124,357,800	\$0.22646	\$28,163	\$24,209	\$3,953	16.33%
Somers Village	\$1,056,883,300	\$0.22646	\$239,346	\$224,470	\$14,876	6.63%
Wheatland	\$579,204,900	\$0.22646	\$131,169	\$111,777	\$19,392	17.35%

MEDIAN HOME ANALYSIS

ANALYSIS OF EFFECT OF COUNTY TAX ON THE MEDIAN HOME VALUE.

THE EQUALIZED VALUE OF A MEDIAN HOME COUNTY-WIDE IS:

\$262,000

All calculations are based on equalized value.

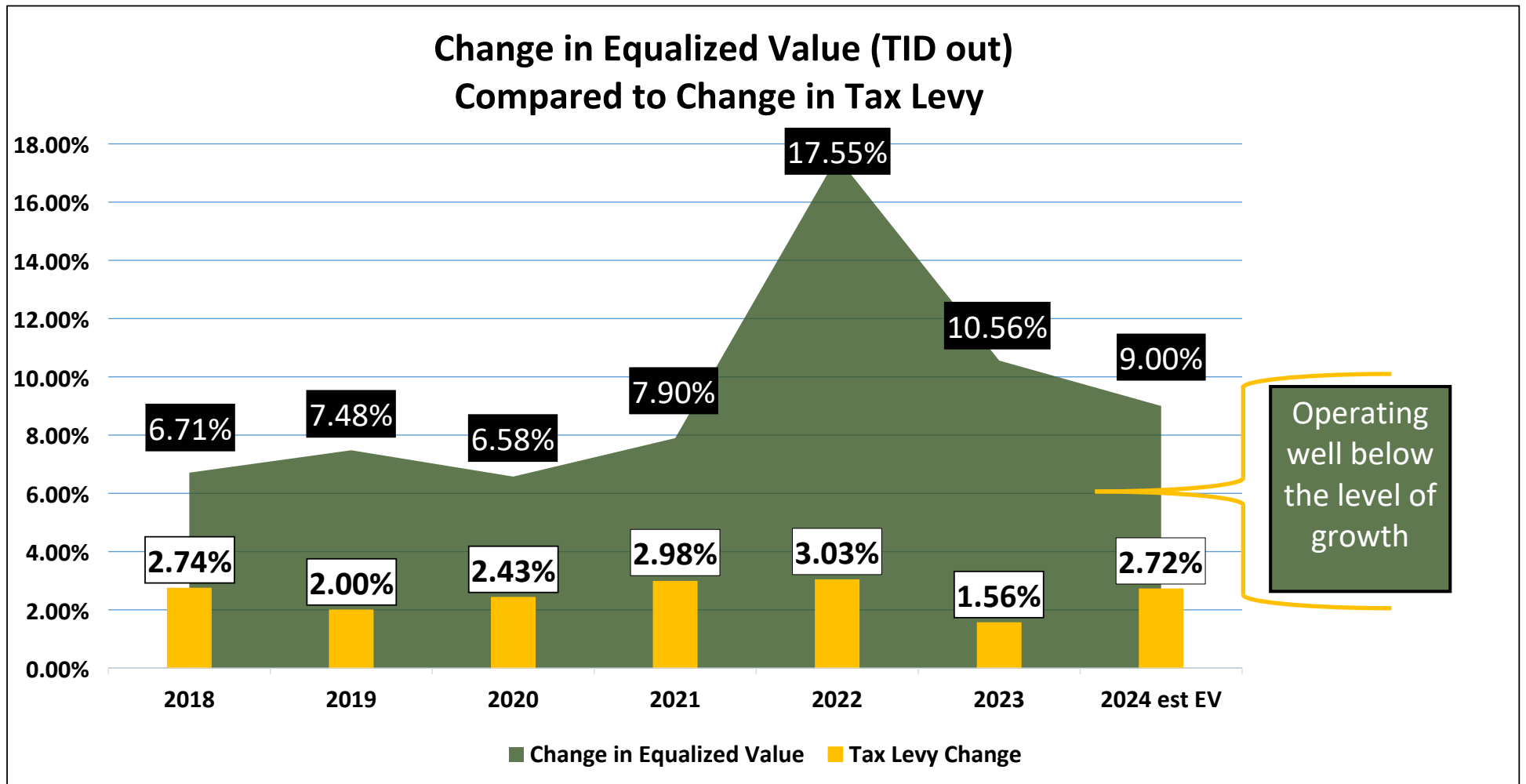
2023 Values	2024 Values	2023 Levy	2024 Levy	Total Levy Increase (Decrease)	% Levy Increase (Decrease)
\$92,926	\$100,000	\$335.55	\$335.49	(\$0.06)	-0.02%
\$185,851	\$200,000	\$671.10	\$670.98	(\$0.12)	-0.02%
\$243,465	\$262,000	\$879.14	\$878.99	(\$0.16)	-0.02%

Analysis of Equalized Value, figures expressed as Tax Increments out.

2023 Equalized Value	\$20,457,990,000
2024 Equalized Value	\$22,618,272,700
Total Increase in Equalized Value	\$2,160,282,700
% Increase in Total Equalized Value	10.56%
Net New Construction per DOR	\$602,803,300
% Increase from New Construction	2.95%
Increase (Decrease) from Inflation/Other	\$1,557,479,400
% Increase excluding New Construction	7.61%

Levy Change

2023 Total Levy	\$75,721,501
less library	\$1,848,993
General Purpose Levy	\$73,872,508
2024 Total Levy	\$77,832,017
less library	\$1,949,603
General Purpose Levy	\$75,882,414
Levy Increase	\$2,009,906
% Increase	2.72%



KENOSHA COUNTY DEPARTMENTAL SUMMARY

Executive		2022 Budget	2023 Budget	2024 Budget	Law Enforcement		2022 Budget	2023 Budget	2024 Budget
County Executive	Levy	501,727	509,701	522,457	Circuit Court	Levy	2,066,720	2,041,299	1,971,292
	Revenue	-	-	-		Revenue	3,149,875	3,337,145	3,724,245
	Reserves	150,000	150,000	150,000		Reserves	-	-	-
	Carryover	-	-	-		Carryover	-	-	-
	Expense	651,727	659,701	672,457		Expense	5,216,595	5,378,444	5,695,537
Corporation Counsel	Levy	802,437	845,754	890,870	District Attorney	Levy	1,684,994	1,594,295	1,711,561
	Revenue	700	40,000	20,000		Revenue	566,302	873,700	714,141
	Bonding	-	-	-		Bonding	-	-	-
	Expense	803,137	885,754	910,870		Expense	2,251,296	2,467,995	2,425,702
Human Resources	Levy	(228,815)	373,425	327,886	Joint Services	Levy	5,015,182	5,048,403	5,408,209
	Revenue	200,000	-	15,000		Revenue	75,000	37,500	25,000
	Bonding	-	-	-		Bonding	95,000	33,000	355,000
	Expense	(28,815)	373,425	342,886		Expense	5,185,182	5,118,903	5,788,209
Information Technology	Levy	4,130,708	4,365,952	4,917,744	Juvenile Intake	Levy	1,100,389	1,059,178	1,097,941
	Revenue	1,805,346	305,315	809,995		Revenue	24,859	24,859	3,000
	Bonding	2,000,000	1,900,000	1,400,000		Bonding	-	-	-
	Reserves	140,000	140,000	150,000		Reserves	-	-	-
	Expense	8,076,054	6,711,267	7,277,739		Expense	1,125,248	1,084,037	1,100,941
Land Information	Levy	468,910	504,459	563,595	Sheriff	Levy	32,947,327	35,296,794	38,765,762
	Revenue	136,500	136,000	203,200		Revenue	7,573,264	7,725,717	7,454,678
	Bonding	55,000	-	78,000		Bonding	1,718,000	1,936,000	1,699,000
	Expense	660,410	640,459	844,795		Expense	42,238,591	44,958,511	47,919,440
University Extension	Levy	231,515	191,585	241,735					
	Revenue	47,800	47,800	47,800					
	Expense	279,315	239,385	289,535					
Civil Service Commission	Levy	31,733	36,191	40,153					
	Expense	31,733	36,191	40,153					
Total: Executive	Levy	5,938,215	6,827,067	7,504,440	Total: Law Enforcement	Levy	42,814,612	45,039,969	48,954,765
	Revenue	2,190,346	529,115	1,095,995		Revenue	11,389,300	11,998,921	11,921,064
	Bonding	2,055,000	1,900,000	1,478,000		Bonding	1,813,000	1,969,000	2,054,000
	Reserves	290,000	290,000	300,000		Reserves	-	-	-
	Carryover	-	-	-		Carryover	-	-	-
	Expense	10,473,561	9,546,182	10,378,435		Expense	56,016,912	59,007,890	62,929,829

KENOSHA COUNTY DEPARTMENTAL SUMMARY

Public Works					Public Works				
		2022 Budget	2023 Budget	2024 Budget			2022 Budget	2023 Budget	2024 Budget
Facilities	Levy	3,351,004	3,380,112	3,652,747	Safety Building	Levy	480,673	417,295	816,310
	Revenue	30,000	145,000	22,000		Revenue	1,207,755	1,230,619	1,249,279
	Bonding	3,683,000	4,077,000	2,310,000		Bonding	133,000	260,000	1,105,000
	Reserves	-	-	220,000		Reserves	-	-	-
	Expense	7,064,004	7,602,112	6,204,747		Expense	1,821,428	1,907,914	3,170,589
Golf	Levy	-	-	-	Human Services Building	Levy	-	-	-
	Revenue	3,120,880	3,711,790	4,025,974		Revenue	-	-	-
	Bonding	217,000	-	-		Bonding	958,000	50,000	-
	Reserves	217,000	2,190,000	1,424,000		Reserves	-	-	1,850,000
	Expense	3,554,880	5,901,790	5,449,974		Expense	958,000	50,000	1,850,000
Highway	Levy	1,706,761	1,395,547	1,082,224	Capital Projects	Levy	-	-	(343,000)
	Revenue	21,198,571	13,301,200	12,303,000		Revenue	-	-	-
	Bonding	10,606,000	7,435,000	8,375,000		Bonding	100,000	150,000	150,000
	Reserves	-	500,000	-		Reserves	-	-	343,000
	Expense	33,511,332	22,631,747	21,760,224		Expense	100,000	150,000	150,000
Parks	Levy	2,178,816	2,184,437	2,226,984					
	Revenue	22,513,770	750,000	1,583,070					
	Bonding	3,160,000	1,430,000	2,978,000					
	Reserves	-	50,000	500,000					
	Expense	27,852,586	4,414,437	7,288,054					
Planning & Development	Levy	608,518	579,048	747,285	Total: Public Works	Levy	8,325,772	7,956,439	8,182,550
	Revenue	378,400	577,400	561,400		Revenue	48,449,376	19,716,009	19,744,723
	Bonding	2,243,000	-	-		Bonding	21,100,000	13,402,000	14,918,000
	Reserves	-	-	-		Reserves	217,000	2,740,000	4,337,000
	Expense	3,229,918	1,156,448	1,308,685		Expense	78,092,148	43,814,448	47,182,273

KENOSHA COUNTY DEPARTMENTAL SUMMARY

Human Services					Human Services				
		2022 Budget	2023 Budget	2024 Budget			2022 Budget	2023 Budget	2024 Budget
Aging, Disability, & Behavioral Health Svcs	Levy	4,951,217	4,869,108	4,803,452	Office of the Director	Levy	597,957	710,429	841,231
	Revenue	17,416,069	15,181,269	14,513,548		Revenue	652,638	677,645	716,110
	Expense	22,367,286	20,050,377	19,317,000		Expense	1,250,595	1,388,074	1,557,341
Brookside	Levy	-	-	-	Veterans Services	Levy	378,328	394,286	485,216
	Revenue	20,554,431	20,296,390	20,588,546		Revenue	13,650	14,300	14,300
	Bonding	568,000	1,979,000	630,000		Bonding	-	-	-
	Reserves	(21,225)	(319,883)	(640,404)		Reserves	-	-	-
	Carryover	-	-	-		Carryover	-	-	-
	Expense	21,101,206	21,955,507	20,578,142		Expense	391,978	408,586	499,516
Central Services	Levy	242,500	247,081	261,863	Willowbrook	Levy	-	-	-
	Revenue	180,991	180,991	181,554		Revenue	1,621,472	1,740,104	1,835,064
	Reserves	-	-	-		Reserves	5,741	(2,239)	(50,848)
	Expense	423,491	428,072	443,417		Expense	1,627,213	1,737,865	1,784,216
Children & Family Svcs	Levy	9,984,218	10,184,630	10,214,720	Workforce Development	Levy	1,354,860	1,320,907	1,255,017
	Revenue	22,701,019	25,164,968	25,740,960		Revenue	15,066,848	15,065,471	15,606,965
	Expense	32,685,237	35,349,598	35,955,680		Expense	16,421,708	16,386,378	16,861,982
Health Services	Levy	1,470,920	1,781,392	2,154,211					
	Revenue	7,697,176	8,075,009	8,234,838					
	Bonding	14,000	-	-					
	Expense	9,182,096	9,856,401	10,389,049					
Medical Examiner	Levy	494,720	635,525	625,506	Total: Human Services	Levy	19,474,720	20,143,358	20,641,216
	Revenue	346,583	386,862	408,015		Revenue	86,250,877	86,783,009	87,839,900
	Bonding	-	-	55,000		Bonding	582,000	1,979,000	685,000
	Reserves	-	-	-		Reserves	(15,484)	(322,122)	(691,252)
	Carryover	-	-	-		Carryover	-	-	-
	Expense	841,303	1,022,387	1,088,521		Expense	106,292,113	108,583,245	108,474,864

KENOSHA COUNTY DEPARTMENTAL SUMMARY

Finance & Administration		2022 Budget	2023 Budget	2024 Budget	Elected Offices / Legislative		2022 Budget	2023 Budget	2024 Budget
Administrative Services	Levy	10,500	9,200	10,200	County Board	Levy	245,215	246,966	255,312
	Expense	10,500	9,200	10,200		Expense	245,215	246,966	255,312
Economic Development	Levy	175,000	175,000	175,000	County Clerk	Levy	299,983	252,822	274,005
	Revenue	-	-	-		Revenue	120,100	125,400	185,900
	Bonding	250,000	250,000	250,000		Bonding	-	-	-
	Reserves	-	350,000	-		Reserves	-	-	-
	Expense	425,000	775,000	425,000		Expense	420,083	378,222	459,905
Finance	Levy	1,708,391	1,670,676	1,611,160	Elected Services	Levy	122,969	127,136	111,150
	Expense	1,708,391	1,670,676	1,611,160		Expense	122,969	127,136	111,150
Purchasing	Levy	241,766	243,287	260,186	Register of Deeds	Levy	(1,104,562)	(1,222,258)	(1,017,698)
	Revenue	80,000	90,000	90,000		Revenue	1,655,000	1,771,000	1,605,000
	Expense	321,766	333,287	350,186		Expense	550,438	548,742	587,302
					Treasurer	Levy	(1,213,522)	(1,087,471)	(4,188,073)
						Revenue	1,628,050	1,525,050	4,649,025
						Expense	414,528	437,579	460,952
Total: Finance & Administration	Levy	2,135,657	2,098,163	2,056,546	Total: Elected Offices/ Legislative	Levy	(1,649,917)	(1,682,805)	(4,565,304)
	Revenue	80,000	90,000	90,000		Revenue	3,403,150	3,421,450	6,439,925
	Bonding	250,000	250,000	250,000		Bonding	-	-	-
	Reserves	-	350,000	-		Reserves	-	-	-
	Expense	2,465,657	2,788,163	2,396,546		Expense	1,753,233	1,738,645	1,874,621

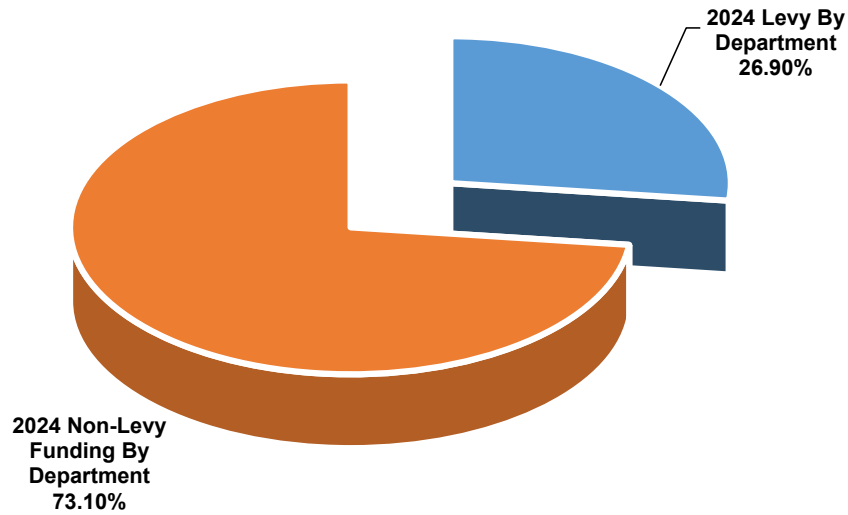
KENOSHA COUNTY DEPARTMENTAL SUMMARY

Miscellaneous		2022 Budget	2023 Budget	2024 Budget
Board of Adjustment	Levy	5,190	4,915	2,904
	Carryover	20,000	20,000	-
	Expense	25,190	24,915	2,904
Debt Service	Levy	18,010,982	18,761,374	19,604,336
	Revenue	1,410,522	1,951,574	1,713,024
	Reserves	-	-	-
	Carryover	-	-	-
	Expense	19,421,504	20,712,948	21,317,360
Internal Service	Levy	2,091,990	2,141,990	2,141,990
	Revenue	25,725,828	26,147,330	25,851,070
	Expense	27,817,818	28,289,320	27,993,060
Non-Departmental	Levy	(24,406,314)	(27,417,962)	(28,641,029)
	Revenue	24,664,103	27,600,978	28,195,349
	Reserves	-	150,000	-
	Expense	257,789	333,016	(445,680)
Library System	Levy	1,800,836	1,848,993	1,949,603
	Revenue	655,655	737,000	850,386
	Expense	2,456,491	2,585,993	2,799,989
Total: Miscellaneous	Levy	(2,497,316)	(4,660,690)	(4,942,196)
	Revenue	52,456,108	56,436,882	56,609,829
	Reserves	-	150,000	-
	Carryover	20,000	20,000	-
	Expense	49,978,792	51,946,192	51,667,633
TOTAL COUNTY	Levy	74,541,743	75,721,501	77,832,017
	Revenue	204,219,157	178,975,386	183,741,436
	Bonding	25,800,000	19,500,000	19,385,000
	Reserves	491,516	3,207,878	3,945,748
	Carryover	20,000	20,000	-
	Expense	305,072,416	277,424,765	284,904,201

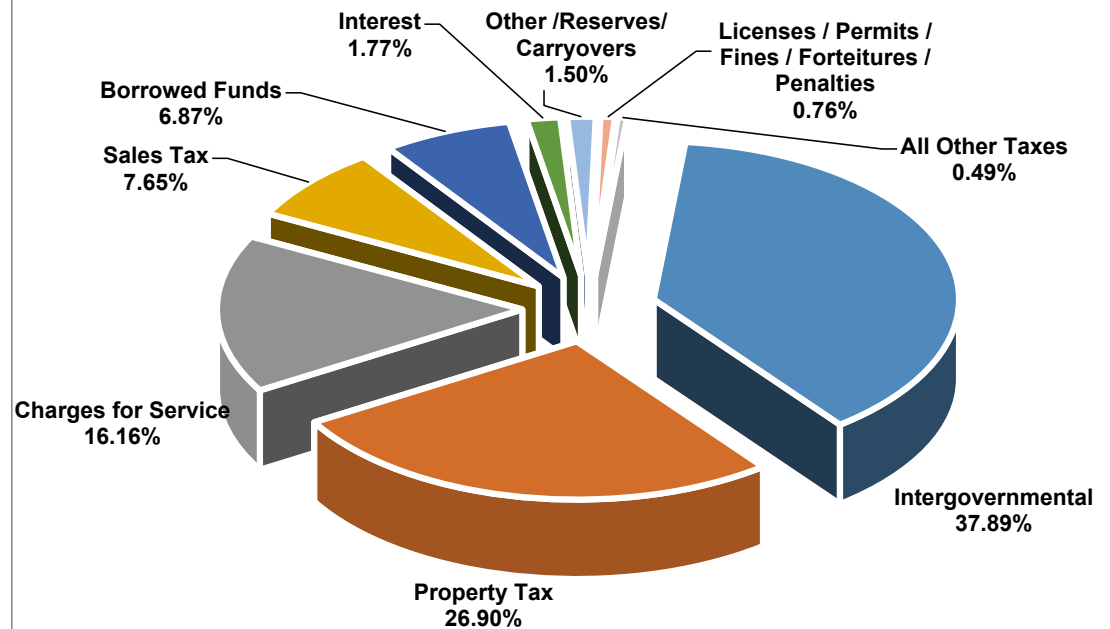
SUMMARY OF PERSONNEL APPROPRIATION

DESCRIPTION	2023 ADOPTED BUDGET	2024 ADOPTED BUDGET	INCREASE/ DECREASE	PERCENTAGE INC/(DEC)
SALARIES, OVERTIME, TEMPORARY, ETC.	\$68,070,125	\$72,610,022	\$4,539,897	6.67%
FICA	\$5,210,160	\$5,529,974	\$319,814	6.14%
RETIREMENT	\$5,655,940	\$6,188,692	\$532,752	9.42%
HEALTH INSURANCE	\$20,160,062	\$20,012,302	(\$147,760)	(0.73%)
LIFE INSURANCE	\$124,880	\$131,299	\$6,419	5.14%
WORKERS COMPENSATION	\$1,525,000	\$1,225,000	(\$300,000)	(19.67%)
UNEMPLOYMENT COMPENSATION	\$185,000	\$162,000	(\$23,000)	(12.43%)
EMPLOYEE TESTING/EXAMINATIONS	\$111,000	\$141,000	\$30,000	27.03%
EMPLOYEE RECRUITMENT	\$43,000	\$41,000	(\$2,000)	(4.65%)
TUITION REIMBURSEMENT	\$38,000	\$38,000	\$0	0.00%
VACANCY ADJUSTMENT/DEFUNDING	(\$700,000)	(\$700,000)	\$0	0.00%
TOTAL PERSONNEL APPROPRIATION	\$100,423,167	\$105,379,289	\$4,956,122	4.94%

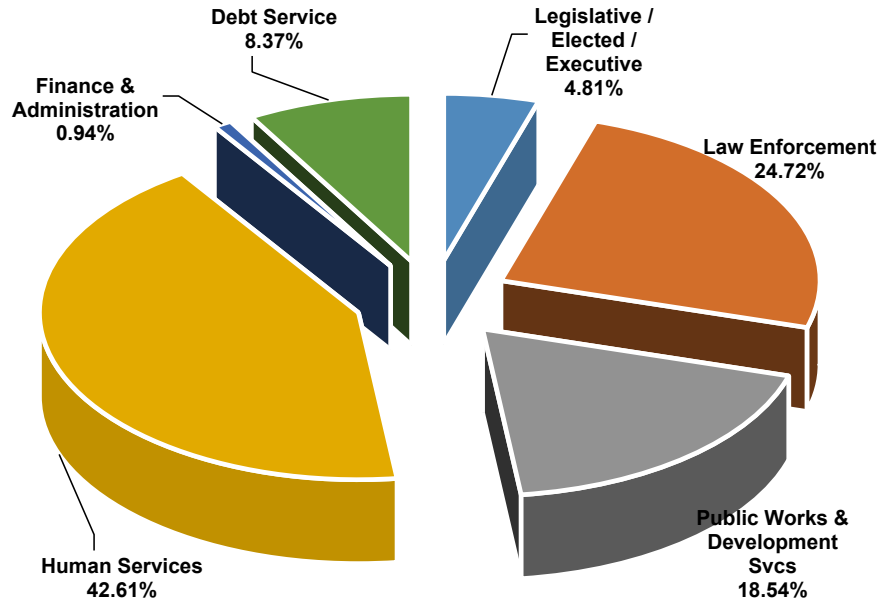
2024 Levy & Non-Levy Revenue Source



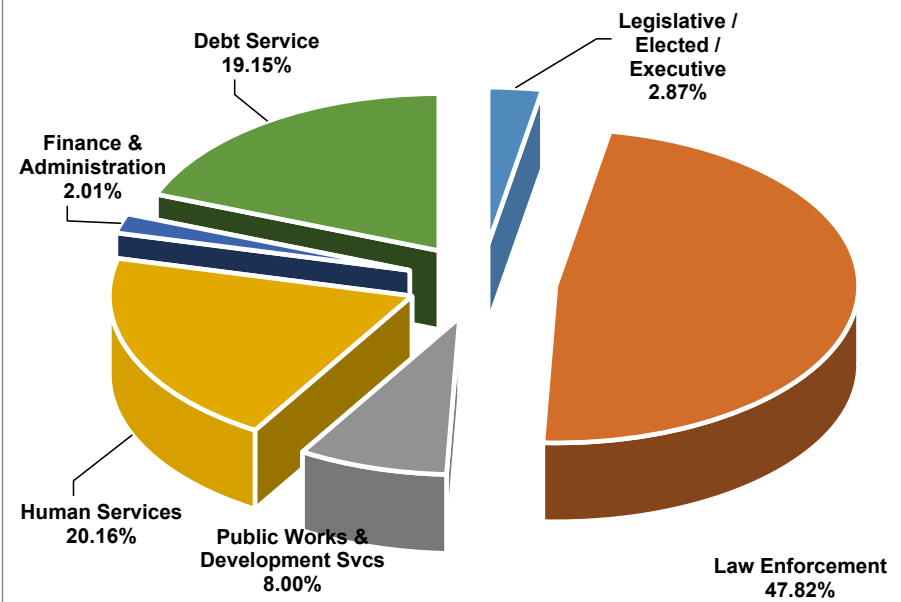
2024 Revenue by Funding Source



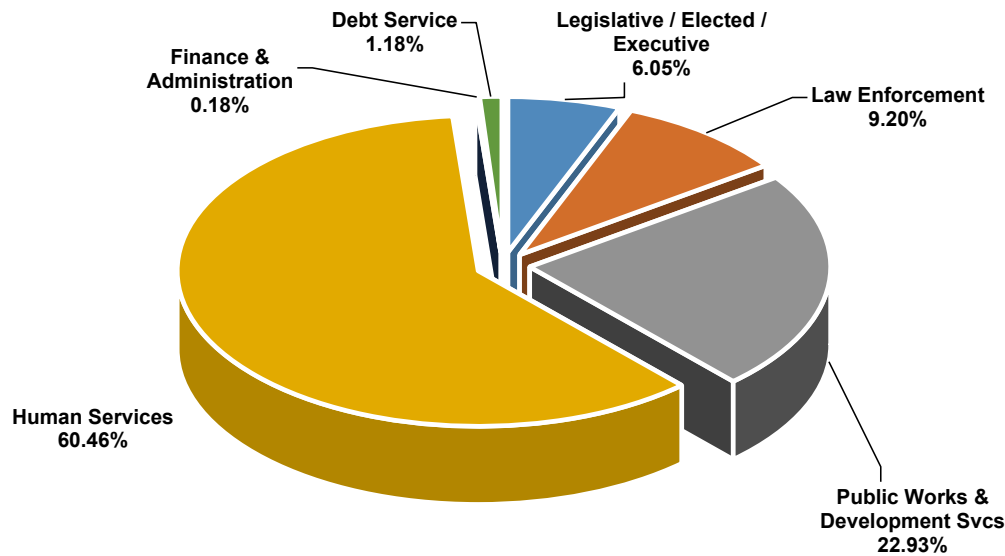
2024 Expenditures By Department



2024 Levy By Department



2024 Non-Levy Funding By Department



SUMMARY OF BUDGETED PERSONNEL CHANGES

POSITIONS: ADDED

Department/Division	Position Title	Range	FTE Added	Cost	Offset	Levy
Human Services - Aging, Dis., Behav. Health	Social Worker I	NE11	1.00	\$ 95,343	\$ 88,480	\$ 6,863
Human Services - Aging, Dis., Behav. Health	Social Worker IV	NE13	1.00	\$ 109,194	\$ 90,511	\$ 18,683
Human Services - Workforce Development	Economic Support Specialist, Sr.	NE08	1.00	\$ 90,802	\$ 96,354	\$ (5,552)
Human Services - Workforce Development	Lead Child Support Specialist/Safety Coordinator	NE10	1.00	\$ 105,074	\$ 105,074	\$ -
Law Enforcement - Sheriff	Correctional Administrator	E11	1.00	\$ 134,838	\$ -	\$ 134,838
Law Enforcement - Sheriff	Correctional Corporal	E07	1.00	\$ 109,724	\$ -	\$ 109,724
Law Enforcement - Sheriff	Deputy	SHR150	1.00	\$ 135,632	\$ 135,632	\$ -
Law Enforcement - Sheriff	Detective	SHR250	1.00	\$ 145,631	\$ -	\$ 145,631
Public Works - Golf	Assistant Golf Professional / Clubhouse Manager	E03	1.00	\$ 65,482	\$ 65,482	\$ -
			9.00	\$ 991,720	\$ 581,533	\$ 410,187

POSITIONS: RECLASSIFICATIONS/POSITION NAME CHANGE

Department/Division	Current Position Title	Proposed Position Title	Current Range	Proposed Range	FTE Count	Cost	Offset	Levy
Elected Offices - Elected Services	Elected Officials Clerk	Elected Officials Deputy	NE07	NE08	1.00	\$ 67	\$ -	\$ 67
Human Services - Health	Public Health Tech	Lab Technologist	NE08	NE10	1.00	\$ 7,180	\$ -	\$ 7,180
Human Services - Health	Public Health Tech	Medical Assistant	NE08	NE08	3.00	\$ -	\$ -	\$ -
Human Services - Veterans	Veterans Benefit Representative	Veterans Benefit Specialist	NE06	NE08	1.00	\$ 5,960	\$ -	\$ 5,960
Human Services - Willowbrook	Resident Engagement Assistant	Resident Engagement Assistant	NE02	NE03	1.00	\$ 2,809	\$ 2,809	\$ -
Law Enforcement - Sheriff	Administrative Assistant	Administrative Assistant, SR	NE06	NE07	1.00	\$ 2,400	\$ -	\$ 2,400
Law Enforcement - Sheriff	Correctional Sergeant	Correctional Corporal	E09	E07	1.00	\$ (11,048)	\$ -	\$ (11,048)
Public Works - Highway	Mechanic	Mechanic I	NE11	NE12	5.00	\$ 5,931	\$ -	\$ 5,931
Public Works - Highway	Mechanic	Mechanic II	NE11	NE13	1.00	\$ 3,001	\$ -	\$ 3,001
Public Works - Highway	Shop Lead Mechanic	Mechanic II	NE11	NE13	1.00	\$ 60	\$ -	\$ 60
			16.00		\$ 16,360	\$ 2,809	\$ 13,551	

POSITIONS: DEFUNDED

Department/Division	Position Title	FTE Count 2023	FTE Count 2024	Change
Finance & Administration - Finance	Financial Analyst	1.00	1.00	0.00
Human Services - Brookside	Certified Nursing Assistant	19.20	19.20	0.00
Human Services - Brookside	Nursing Supervisor	0.00	1.00	1.00
Law Enforcement - Sheriff	Administrative Assistant	2.00	0.00	-2.00
Law Enforcement - Sheriff	Admissions/Release Specialist	2.00	3.00	1.00
Law Enforcement - Sheriff	Correction Corporal	1.00	0.00	-1.00
Law Enforcement - Sheriff	Correctional Officer	8.00	8.00	0.00
Law Enforcement - Sheriff	Direct Supervision Officer	11.00	11.00	0.00
		44.20	43.20	-1.00

SUMMARY OF FULL-TIME EQUIVALENTS - 10 YEAR HISTORY

DEPARTMENT/DIVISION	2015	2016	2017	2018	2019	2020	2021	2022	2023	2024
EXECUTIVE										
County Executive	4.00	4.00	4.00	4.00	4.00	4.00	4.00	4.00	4.00	4.00
Corporation Counsel	6.00	5.70	5.70	5.70	5.70	5.70	5.70	5.70	5.70	5.70
Human Resources/Insurances	5.00	5.30	5.30	5.30	7.30	7.30	7.30	8.30	8.30	8.30
University of Wisconsin Ext. Program	1.00	1.00	1.00	1.00	0.00	0.00	0.00	0.00	0.00	0.00
Information Technology	17.00	19.75	20.00	21.00	22.00	22.00	23.00	23.75	24.00	24.00
Land Information	5.00	6.00	6.00	5.00	5.00	5.00	5.00	6.00	6.00	6.00
EXECUTIVE TOTAL	38.00	41.75	42.00	42.00	44.00	44.00	45.00	47.75	48.00	48.00
LEGISLATIVE										
County Board	23.00	23.00	23.00	23.00	23.00	23.00	23.00	23.00	23.00	23.00
LEGISLATIVE TOTAL	23.00	23.00	23.00	23.00	23.00	23.00	23.00	23.00	23.00	23.00
LAW ENFORCEMENT										
Sheriff	343.20	346.20	349.28	353.20	354.20	357.20	363.95	364.20	366.60	370.60
District Attorney*	12.75	12.75	13.75	13.75	13.75	13.50	13.50	13.50	14.50	14.50
Victim Witness	6.00	6.00	6.00	6.00	6.00	7.00	7.00	7.00	8.00	8.00
Circuit Court	42.50	42.50	42.50	42.50	43.00	43.00	43.00	43.00	43.00	43.00
Juvenile Intake	5.00	5.00	5.00	5.00	5.00	5.00	5.00	5.00	5.00	5.00
Juvenile Intake - Hot Line*	0.14	0.14	0.14	0.14	0.14	0.00	0.00	0.00	0.00	0.00
LAW ENFORCEMENT TOTAL	409.59	412.59	416.67	420.59	422.09	425.70	432.45	432.70	437.10	441.10
PUBLIC WORKS & DEVELOPMENT SERVICES										
Facilities	31.00	30.00	30.75	31.00	31.00	31.00	31.00	32.00	32.00	32.00
Golf	6.00	6.00	7.00	7.00	7.00	7.00	7.00	7.00	8.00	10.00
Golf (Part-time)*	29.74	29.50	28.00	31.51	31.51	0.00	0.00	0.00	0.00	0.00
Parks	7.00	7.00	6.00	6.50	8.00	8.00	8.00	9.00	10.00	10.00
Parks (Part-time)*	16.22	16.28	16.64	15.57	14.57	0.00	0.00	0.00	0.00	0.00
Highway	69.00	69.00	73.00	74.00	74.00	74.80	76.00	77.00	76.00	76.00
Planning and Development	5.00	5.00	5.00	5.25	5.25	5.00	5.00	5.00	5.00	6.50
PUBLIC WORKS & DEVELOP SVS TOTAL	163.96	162.78	166.39	170.83	171.33	125.80	127.00	130.00	131.00	134.50

SUMMARY OF FULL-TIME EQUIVALENTS - 10 YEAR HISTORY

DEPARTMENT/DIVISION	2015	2016	2017	2018	2019	2020	2021	2022	2023	2024
HUMAN SERVICES										
Office of Director	4.00	4.00	4.00	4.00	4.00	4.00	4.00	4.00	4.00	4.00
Central Services	0.00	0.00	0.00	0.00	0.00	0.00	0.00	0.00	0.00	0.00
Aging, Disability, & Behavioral Health Services	10.00	11.00	11.00	11.00	12.00	13.00	12.00	13.75	14.00	17.00
Brookside	169.74	175.14	173.40	165.10	164.90	164.50	161.90	161.00	157.40	157.40
Willowbrook	0.00	0.00	0.00	8.56	13.57	14.00	14.20	14.60	14.60	14.60
Children & Family Services	41.00	41.00	42.00	42.00	46.00	46.00	46.00	47.00	48.00	48.00
Workforce Development/Child Support	76.00	76.00	76.00	76.00	80.00	80.00	80.00	81.00	80.00	82.00
Health	57.60	56.71	55.71	61.86	62.64	58.91	60.70	64.55	65.79	64.29
Medical Examiner*	8.08	7.35	7.35	5.50	6.12	4.63	4.63	4.63	5.63	5.63
Veterans Services	3.00	3.00	3.60	3.63	4.00	4.00	4.00	4.00	4.00	5.00
HUMAN SERVICES TOTAL	369.42	374.20	373.06	377.65	393.23	389.04	387.43	394.53	393.42	397.92
FINANCE & ADMINISTRATION										
Finance	21.00	21.00	22.00	21.50	21.00	21.00	21.00	21.00	22.00	22.00
Purchasing Services	3.00	3.25	4.25	3.00	3.00	3.00	3.00	3.00	3.00	3.00
FINANCE & ADMINISTRATION TOTAL	24.00	24.25	26.25	24.50	24.00	24.00	24.00	24.00	25.00	25.00
ELECTED OFFICES										
County Clerk's Office	3.50	3.50	3.50	3.50	3.50	3.63	3.63	3.63	4.13	4.13
Treasurer's Office	4.55	4.55	4.55	4.55	4.55	4.55	4.55	4.55	4.55	4.55
Register of Deed's Office	6.00	6.00	6.00	6.00	6.00	6.00	6.00	6.00	6.00	6.00
Elected Service	1.55	1.55	1.55	1.55	1.55	1.55	1.55	1.55	1.55	1.55
ELECTED OFFICES TOTAL	15.60	15.60	15.60	15.60	15.60	15.73	15.73	15.73	16.23	16.23
GRAND TOTAL	1043.57	1054.17	1062.97	1074.17	1093.25	1047.27	1054.61	1067.71	1073.75	1085.75

*Seasonal, Temporary, and/or Intern employees are no longer be reflected as an FTE count within the Division's budget, effective as of the 2020 budget year. Costs of these positions are entered as a total sum amount in the appropriate main account.

RECONCILIATION OF FULL-TIME EQUIVALENTS

		TOTAL BUDGETED FTES 2023	1073.75
<u>MODIFICATIONS THAT OCCURRED DURING 2023</u>			
Executive - Corporation Counsel - Executive Secretary (1.0 FTE) to Executive Assistant (1.0 FTE)	Policy Res #101-23	0.00	
Executive - Information Technology - Network Technician (1.0 FTE) to Network Engineer (1.0 FTE)	Policy Res #101-23	0.00	
Law Enforcement - District Attorney - Office Manager (1.0 FTE) to Office Administrator (1.0 FTE)	Policy Res #101-23	0.00	
Law Enforcement - Sheriff - Administrative Secretary (1.0 FTE) to Executive Assistant (1.0 FTE)	Policy Res #101-23	0.00	
Law Enforcement - Sheriff - Lieutenant (1.0 FTE) to Jail Administrator (1.0 FTE)	Policy Res #101-23	0.00	
Human Services - Office of the Director - Asst. to Director DHS (1.0 FTE) to Asst Director DHS (1.0 FTE)	Policy Res #102-22	0.00	
Human Services - Workforce Development - Job Center Mgr (1.0 FTE) to Workforce Board Exec Director (1.0 FTE)	Policy Res #101-23	0.00	
Human Services - Aging, Disability, & Behavioral Health Svcs - Increase Comm. Prev. & Edu. Spec. (1.0 FTE)	Policy Res #24-23	1.00	
Human Services - Veterans - Veterans Benefit Specialist (1.0 FTE)	Policy Res #102-22	1.00	
Human Services - Health - Decrease Public Health Nurse (1.00 FTE)	Policy Res #01-16	-1.00	
Human Services - Health - Decrease Public Health Nurse Practitioner (1.0 FTE)	Policy Res #01-16	-1.00	
Human Services - Health - Increase Public Health Nursing Supervisor (1.0 FTE)	Policy Res #01-16	1.00	
Human Services - Health - Increase Public Health Strategist (1.0 FTE)	Policy Res #01-16	1.00	
Public Works - Highway - Assistant Sign Maker (1.0 FTE) to Sign Maker (1.0 FTE)	Policy Res #101-23	0.00	
Public Works - Facilities - Facilities Manager (1.0 FTE) to Director of Facilities (1.0 FTE)	Policy Res #101-23	0.00	
Public Works - Facilities - Building Chiefs (3.0 FTE) to Maintenance Manager I (3.0 FTE)	Policy Res #101-23	0.00	
Public Works - Golf - Assistant Golf Pro/Clubhouse Manager (1.0 FTE)	Policy Res #102-22	1.00	
Various - Various - Building Chiefs (3.0 FTE) to Maintenance Manager II (3.0 FTE)	Policy Res #101-23	0.00	
Various - Various - Relief Custodian (6.0 FTE) to Maintenance Technician (6.0 FTE)	Policy Res #101-23	0.00	
TOTAL MODIFICATIONS THAT OCCURRED DURING 2023		3.00	
<u>OTHER RECONCILING ITEMS</u>			
		TOTAL OTHER RECONCILING ITEMS	0.00
<u>PERSONNEL CHANGES IN 2024</u>			
NEW FTE'S INCLUDED IN BUDGET (SEE SUMMARY OF PERSONNEL CHANGES)		9.00	
FTE'S ELIMINATED/FROZEN IN BUDGET (SEE SUMMARY OF PERSONNEL CHANGES)		0.00	
TOTAL CHANGES FOR 2024 BUDGET		9.00	
		TOTAL BUDGETED FTES 2024	1085.75
2023 TO 2024 BUDGETED FTE CHANGE		12.00	

* Authorized to adjust current and future budgets for nursing (RN, LPN, and CNA FTE) levels to meet minimum standards with personnel

SUMMARY OF CAPITAL OUTLAY

DEPARTMENT - DIVISION	CAPITAL OUTLAY	BONDING	REVENUE	CARRYOVER/ RESERVES	LEVY
EXECUTIVE - INFORMATION TECHNOLOGY	\$1,400,000	\$1,400,000	\$0	\$0	\$0
EXECUTIVE - LAND INFORMATION	\$78,000	\$78,000	\$0	\$0	\$0
FINANCE & ADMINISTRATION - ECONOMIC DEVELOPMENT	\$250,000	\$250,000	\$0	\$0	\$0
HUMAN SERVICES - BROOKSIDE CARE CENTER	\$639,595	\$630,000	\$0	\$9,595	\$0
HUMAN SERVICES - OFFICE OF THE MEDICAL EXAMINER	\$55,000	\$55,000	\$0	\$0	\$0
LAW ENFORCEMENT - KENOSHA JOINT SERVICES	\$355,000	\$355,000	\$0	\$0	\$0
LAW ENFORCEMENT - SHERIFF	\$1,699,000	\$1,699,000	\$0	\$0	\$0
PUBLIC WORKS & DEVELOPMENT SERVICES - CAPITAL PROJECTS - ENERGY REDUCTION	\$50,000	\$50,000	\$0	\$0	\$0
PUBLIC WORKS & DEVELOPMENT SERVICES - CAPITAL PROJECTS - GENERAL	\$100,000	\$100,000	\$0	\$0	\$0
PUBLIC WORKS & DEVELOPMENT SERVICES - FAC. - HUMAN SERVICES BLDG	\$1,850,000	\$0	\$0	\$1,850,000	\$0
PUBLIC WORKS & DEVELOPMENT SERVICES - FACILITIES	\$2,530,000	\$2,310,000	\$0	\$220,000	\$0
PUBLIC WORKS & DEVELOPMENT SERVICES - FACILITIES - SAFETY BUILDING	\$1,448,000	\$1,105,000	\$0	\$343,000	\$0
PUBLIC WORKS & DEVELOPMENT SERVICES - GOLF	\$1,724,000	\$0	\$0	\$1,724,000	\$0
PUBLIC WORKS & DEVELOPMENT SERVICES - HIGHWAY	\$10,986,000	\$8,375,000	\$2,611,000	\$0	\$0
PUBLIC WORKS & DEVELOPMENT SERVICES - PARKS & RECREATION	\$4,728,000	\$2,978,000	\$1,250,000	\$500,000	\$0
TOTAL CAPITAL OUTLAY	\$27,892,595	\$19,385,000	\$3,861,000	\$4,646,595	\$0

ANALYSIS OF RESERVES AND CARRYOVERS

DEPARTMENT - DIVISION	GENERAL FUND RESERVES	HUMAN SVCS RESERVES	CAPITAL RESERVES	CARRYOVER	TOTAL
EXECUTIVE - OFFICE OF THE COUNTY EXECUTIVE	\$150,000	\$0	\$0	\$0	\$150,000
EXECUTIVE - INFORMATION TECHNOLOGY	\$150,000	\$0	\$0	\$0	\$150,000
HUMAN SERVICES - BROOKSIDE CARE CENTER	\$0	(\$640,404)	\$0	\$0	(\$640,404)
HUMAN SERVICES - WILLOWBROOK	\$0	(\$50,848)	\$0	\$0	(\$50,848)
PUBLIC WORKS & DEVELOPMENT SERVICES - CAPITAL PROJECTS - PUBLIC SAFETY BUILDING F	\$0	\$0	\$343,000	\$0	\$343,000
PUBLIC WORKS & DEVELOPMENT SERVICES - FAC. - HUMAN SERVICES BLDG	\$0	\$0	\$1,850,000	\$0	\$1,850,000
PUBLIC WORKS & DEVELOPMENT SERVICES - FACILITIES	\$0	\$0	\$220,000	\$0	\$220,000
PUBLIC WORKS & DEVELOPMENT SERVICES - PARKS & RECREATION	\$0	\$0	\$500,000	\$0	\$500,000
PUBLIC WORKS & DEVELOPMENT SERVICES - GOLF	\$0	\$0	\$1,424,000	\$0	\$1,424,000
TOTAL RESERVES AND CARRYOVERS	\$300,000	(\$691,252)	\$4,337,000	\$0	\$3,945,748

Kenosha County, Wisconsin
Schedule of Bonded Indebtedness
General Obligation Debt Secured by Taxes
(As of 09/06/2023)

	Promissory Notes Series 2014A		Refunding Bonds Series 2015A		Brookside Care Center Bonds Series 2015B		Promissory Notes Series 2015C		Promissory Notes Series 2016A	
Dated	09/10/2014		04/29/2015		09/09/2015		09/09/2015		09/01/2016	
Amount	\$11,925,000		\$21,555,000		\$18,290,000		\$12,305,000		\$13,965,000	
Maturity	09/01		09/01		09/01		09/01		09/01	
Calendar Year Ending	Principal	Interest	Principal	Interest	Principal	Interest	Principal	Interest	Principal	Interest
2023	0	0	0	0	0	0	0	0	0	0
2024	2,000,000	45,000	965,000	211,538	1,060,000	548,950	1,525,000	95,850	2,140,000	130,000
2025			1,005,000	189,825	1,090,000	517,150	1,670,000	50,100	2,180,000	87,200
2026			1,050,000	164,700	1,125,000	484,450			2,180,000	43,600
2027			1,070,000	133,200	1,160,000	450,700				
2028			1,090,000	101,100	1,190,000	415,900				
2029			1,140,000	68,400	1,235,000	374,250				
2030			760,000	22,800	1,275,000	331,025				
2031					1,320,000	286,400				
2032					1,375,000	233,600				
2033					1,430,000	178,600				
2034					1,485,000	121,400				
2035					1,550,000	62,000				
2036										
2037										
2038										
2039										
2040										
2041										
2042										
	2,000,000	45,000	7,080,000	891,563	15,295,000	4,004,425	3,195,000	145,950	6,500,000	260,800

--Continued on next page

Kenosha County, Wisconsin
Schedule of Bonded Indebtedness continued
General Obligation Debt Secured by Taxes
(As of 09/06/2023)

	Promissory Notes Series 2017A		Law Enforcement Enhancement Bonds Series 2017B		Promissory Notes Series 2018A		Promissory Notes Series 2019A		Highway Improvement Bonds Series 2019B	
Dated	09/06/2017		09/06/2017		09/13/2018		09/10/2019		09/10/2019	
Amount	\$13,255,000		\$5,315,000		\$15,270,000		\$16,620,000		\$8,880,000	
Maturity	09/01		09/01		09/01		09/01		09/01	
Calendar Year Ending	Principal	Interest	Principal	Interest	Principal	Interest	Principal	Interest	Principal	Interest
2023	0	0	0	0	0	0	0	0	0	0
2024	1,225,000	167,413	195,000	141,994	1,240,000	370,000	1,330,000	314,500	385,000	201,769
2025	1,355,000	118,413	200,000	134,194	1,830,000	320,400	2,235,000	287,900	400,000	194,069
2026	1,555,000	87,925	225,000	126,194	2,645,000	247,200	2,185,000	220,850	400,000	182,069
2027	1,635,000	49,050	225,000	117,194	2,735,000	167,850	2,495,000	155,300	410,000	170,069
2028			260,000	108,194	2,860,000	85,800	2,710,000	105,400	420,000	157,769
2029			275,000	97,794			2,560,000	51,200	430,000	145,169
2030			300,000	86,794					440,000	132,269
2031			300,000	78,544					450,000	119,069
2032			325,000	69,919					465,000	105,569
2033			350,000	60,575					475,000	91,619
2034			375,000	50,075					485,000	77,369
2035			375,000	38,356					500,000	62,819
2036			400,000	26,638					515,000	50,944
2037			435,000	14,138					530,000	38,713
2038									550,000	26,125
2039									550,000	13,063
2040										
2041										
2042										
	5,770,000	422,800	4,240,000	1,150,600	11,310,000	1,191,250	13,515,000	1,135,150	7,405,000	1,768,469

--Continued on next page

Kenosha County, Wisconsin
Schedule of Bonded Indebtedness continued
General Obligation Debt Secured by Taxes
(As of 09/06/2023)

	Taxable Refunding Bonds Series 2020A		Refunding Bonds Series 2020B		Promissory Notes Series 2020C		Corporate Purpose Bonds Series 2020D		Promissory Notes Series 2021A	
Dated	05/07/2020		05/07/2020		09/03/2020		09/03/2020		09/01/2021	
Amount	\$3,785,000		\$11,870,000		\$13,360,000		\$10,460,000		\$15,445,000	
Maturity	03/01		06/01		08/01		08/01		09/01	
Calendar Year Ending	Principal	Interest	Principal	Interest	Principal	Interest	Principal	Interest	Principal	Interest
2023	0	0	0	24,750	0	0	0	0	0	0
2024	165,000	28,360	130,000	46,900	875,000	213,263	460,000	190,750	1,625,000	227,275
2025	170,000	25,010	140,000	41,500	1,125,000	195,763	465,000	176,950	1,475,000	194,775
2026	170,000	21,610	150,000	35,700	1,225,000	173,263	470,000	163,000	1,485,000	165,275
2027	180,000	18,110	160,000	29,500	2,025,000	148,763	475,000	148,900	1,505,000	135,575
2028	190,000	14,410	170,000	23,750	2,030,000	108,263	475,000	139,400	1,580,000	105,475
2029	200,000	10,510	180,000	18,500	2,080,000	67,663	480,000	129,900	1,635,000	73,875
2030	205,000	6,460	190,000	13,900	2,085,000	26,063	495,000	120,300	1,645,000	49,350
2031	210,000	2,205	200,000	9,000			515,000	110,400	1,645,000	24,675
2032			200,000	3,000			535,000	100,100		
2033							550,000	89,400		
2034							560,000	78,400		
2035							560,000	67,200		
2036							560,000	56,000		
2037							560,000	44,800		
2038							560,000	33,600		
2039							560,000	22,400		
2040							560,000	11,200		
2041										
2042										
	1,490,000	126,675	1,520,000	246,500	11,445,000	933,038	8,840,000	1,682,700	12,595,000	976,275

--Continued on next page

Kenosha County, Wisconsin
Schedule of Bonded Indebtedness continued
General Obligation Debt Secured by Taxes
(As of 09/06/2023)

	Highway Improvement Bonds Series 2021B		Promissory Notes Series 2022A		Corporate Purpose Bonds Series 2022B		Promissory Notes Series 2023A							
Dated	09/01/2021		09/01/2022		09/01/2022		09/06/2023							
Amount	\$11,890,000		\$13,600,000		\$6,400,000		\$16,035,000*							
Maturity	09/01		09/01		09/01		09/01							
Calendar Year Ending									Total Principal	Total Interest	Total P & I	Principal Outstanding	% Paid	Calendar Year Ending
	Principal	Interest	Principal	Interest	Principal	Interest	Principal	Estimated Interest						
2023	0	0	0	0	0	0	0	0	0	24,750	24,750	157,115,000	.00%	2023
2024	320,000	278,300	1,280,000	420,450	235,000	251,819	640,000	550,729	17,795,000	4,434,858	22,229,858	139,320,000	11.33%	2024
2025	330,000	265,500	1,020,000	382,050	245,000	240,069	1,035,000	533,654	17,970,000	3,954,520	21,924,520	121,350,000	22.76%	2025
2026	350,000	252,300	1,225,000	341,250	250,000	227,819	1,000,000	494,427	17,690,000	3,431,631	21,121,631	103,660,000	34.02%	2026
2027	400,000	238,300	1,380,000	304,500	260,000	215,319	1,000,000	457,827	17,115,000	2,940,156	20,055,156	86,545,000	44.92%	2027
2028	450,000	222,300	1,380,000	263,100	265,000	202,319	1,000,000	422,627	16,070,000	2,475,806	18,545,806	70,475,000	55.14%	2028
2029	500,000	204,300	1,380,000	207,900	275,000	189,069	2,265,000	387,827	14,635,000	2,026,356	16,661,356	55,840,000	64.46%	2029
2030	570,000	189,300	1,385,000	152,700	285,000	175,319	2,265,000	309,458	11,900,000	1,615,737	13,515,737	43,940,000	72.03%	2030
2031	620,000	172,200	1,390,000	97,300	295,000	161,069	2,275,000	232,222	9,220,000	1,293,083	10,513,083	34,720,000	77.90%	2031
2032	680,000	153,600	1,390,000	41,700	305,000	146,319	2,275,000	155,099	7,550,000	1,008,905	8,558,905	27,170,000	82.71%	2032
2033	680,000	133,200			320,000	134,119	2,280,000	78,204	6,085,000	765,717	6,850,717	21,085,000	86.58%	2033
2034	730,000	119,600			280,000	121,319			3,915,000	568,163	4,483,163	17,170,000	89.07%	2034
2035	750,000	105,000			300,000	112,919			4,035,000	448,294	4,483,294	13,135,000	91.64%	2035
2036	750,000	90,000			315,000	103,169			2,540,000	326,750	2,866,750	10,595,000	93.26%	2036
2037	750,000	75,000			320,000	92,538			2,595,000	265,188	2,860,188	8,000,000	94.91%	2037
2038	750,000	60,000			390,000	81,738			2,250,000	201,463	2,451,463	5,750,000	96.34%	2038
2039	750,000	45,000			440,000	68,088			2,300,000	148,550	2,448,550	3,450,000	97.80%	2039
2040	750,000	30,000			460,000	52,138			1,770,000	93,338	1,863,338	1,680,000	98.93%	2040
2041	750,000	15,000			460,000	35,463			1,210,000	50,463	1,260,463	470,000	99.70%	2041
2042					470,000	18,213			470,000	18,213	488,213	0	100.00%	2042
	10,880,000	2,648,900	11,830,000	2,210,950	6,170,000	2,628,819	16,035,000	3,622,073	157,115,000	26,091,936	183,206,936			

* Preliminary, subject to change.

SUMMARY OF FINANCE & ADMINISTRATION COMMITTEE 2024 BUDGET ADJUSTMENTS

DEPARTMENT/DIVISION	DESCRIPTION OF ADJUSTMENT	EXPENSE	REVENUE	BONDING	CRYOVR/RES	LEVY
Legislative - County Board	Decrease Personnel Appropriation Expense	(\$19,333)				(\$19,333)
Elected - Treasurer	Increase General Fund Interest		\$50,000			(\$50,000)
Miscellaneous - Non-Departmental	Increase Sales Tax Revenue		\$100,000			(\$100,000)
NET FINANCE & ADMINISTRATION COMMITTEE OPERATING/CAPITAL ADJUSTMENTS		(\$19,333)	\$150,000	\$0	\$0	(\$169,333)

COUNTY EXECUTIVE PROPOSED GENERAL PURPOSE BUDGET	\$282,123,545	\$182,741,050	\$19,385,000	\$3,945,748	\$76,051,747
TOTAL GENERAL PURPOSE BUDGET AFTER FINANCE & ADMINISTRATION COMMITTEE ADJUSTMENTS	\$282,104,212	\$182,891,050	\$19,385,000	\$3,945,748	\$75,882,414

COUNTY EXECUTIVE LIBRARY BUDGET	\$2,799,989	\$850,386	\$0	\$0	\$1,949,603
TOTAL COMBINED COUNTY GENERAL PURPOSE AND LIBRARY BUDGETS	\$284,904,201	\$183,741,436	\$19,385,000	\$3,945,748	\$77,832,017

Budget Book Page Revisions:

Table of Contents

Budget Summary (various summaries and charts) (budget amendment)

Summary of Finance & Administration Committee Budget Adjustments

Division of Facilities (org chart correction)

Division of Brookside (budget correction)

Treasurer's Office (budget amendment)

County Board (budget amendment)

Non-Departmental (budget amendment)

County Budget Grand Totals - (budget amendment)

Page 17-36

Page 39-40

Page 93-94

Page 229-236

Page 279-282

Page 299-302

Page 349-352

Page 383-384

COUNTY SHERIFF ACTIVITIES

The Office of the Sheriff is a constitutional position, under the provisions of the Constitution and State Law, and serves as the top law enforcement officer in the county. The Sheriff is elected to the office in a county-wide election and is responsible for certain mandated functions and coordinates law enforcement functions throughout the county.

The Sheriff's budget contains eight different organizational accounts: Administration, Pre-Trial, Detention Center, Patrol, Detectives, Drug Unit, Administrative Services, and Emergency Management.

The Sheriff's Operational budget not only covers its traditional services to the public; **Patrol, Investigations, Court Services, Detentions, and Civil Process** but various specialized functions as well. Although the Sheriff's Department is mostly a calls for service agency, handling approximately 72,000 calls a year, it also provides necessary mutual aid for surrounding agencies.

K-9 Unit – Subsidizes normal patrol operations and works in conjunction with the Federal Government within the High-Intensity Drug Traffic Area to seek out illegal drugs but also is involved heavily in community relations with public demonstrations as to the skill and training of the K-9's.

Drone Unit – The KSD Drone Unit provides aerial support for a multitude of situations including but not limited to; aerial evidence photography and video of crime scenes, search and rescue during both day and night operations, surveillance of active scenes such as civil unrest or potentially high-risk situations, remote verbal communication & can conduct a remote payload drop if necessary.

Marine Unit – Patrols inland lakes and in conjunction with the U.S. Coast Guard patrols Lake Michigan for enforcement, evidence recovery, and search and rescue operations.

Tactical Response Team – Fully trained and equipped to handle all high-risk incidents outside the normal realm of patrol operations, the TRT is composed of members from multiple agencies and is regional in its response.

Bomb Unit – Federally trained and equipped regional bomb technicians to handle any explosive device problems within all of Southeast Wisconsin. Multi-agency in its makeup, the Bomb Unit operates out of the Sheriff's Department Mobile Command Post which will respond to any agency in the Southeast region that may need assistance.

Bicycle Unit – The bicycle Unit is used almost exclusively on overtime to patrol county parks and bike trails during spring, summer, and fall. They get into the back reaches of the parks to ensure the safety of the many citizens who use the parks daily.

ATV/Snowmobile Unit – Working in conjunction with the DNR to keep the trails safe and teaching safety courses to the public.

Contract Policing – Providing full law enforcement services to the Village of Paddock Lake, the Village of Bristol, the Village of Salem Lakes, and the Village of Somers. Contract Policing provides that extra level of security and protection to our Village Communities within Kenosha County. The Villages also receive the full level of resources needed from the Sheriff’s Department to ensure safety for all its citizens.

Body Worn Camera Program – The Kenosha Sheriff’s Department contracted with Utility to utilize their body camera and squad camera program. We outfitted our entire fleet of squad cars and transport vans with the upgraded camera system and deployed 257 body cameras.

Emergency Management – In conjunction with the County Executive’s Office, Emergency Management is the nerve center for planning, coordination, and implementation of all emergency government and Homeland Security related activities in Kenosha County. Ready to respond at a moment’s notice Emergency Management coordinates emergency response efforts with local community leaders and the private sector to ensure safety to the public.

SHERIFF’S DEPARTMENT GOALS AND OBJECTIVES

- The Sheriff’s Department strives to “hold the line” between chaos and order, disturbance and peace, and violence and security so that all citizens can feel free from criminal attack, be secure with their possessions, and live in peace within their homes.
- To provide effective and efficient Sheriff’s Department administration and meet the professional needs of its personnel.
- To provide quality custody, care, and control of a large and diverse inmate population.
- To effectively service the Judicial System of the County.
- To continue to provide effective coordination of the various agencies involved in the criminal justice process of Kenosha County.
- To continue to seek out funding opportunities from various sources that can enhance operations and reduce operating costs to the taxpayer.
- To instill a comfort level of security in the public in which we serve.
- To provide longer directed patrols in defined areas that the Sheriff is responsible for.

- The Sheriff and his command staff developed a viable process for Deputy Sheriffs to begin to take home patrol squads. This endeavor would allow deputies to respond directly from their homes to emergent situations and natural disasters. Additionally, Deputies would respond directly to their respective patrol districts from their home resulting in more focused patrol efforts and less travel time to and from the Public Safety Building.
- To have the latest and most technologically advanced lifesaving equipment available to the citizenry of Kenosha county.

EMERGENCY MANAGEMENT ACTIVITIES

- Coordinates and/or performs federal/state directives countywide under the US Homeland Security Act, SARA Title III, and WI State Statutes Chapter 323;
- Provides countywide emergency management services (mitigation, preparedness, response, and recovery);
- Serves as Municipal Emergency Management Director for four of Kenosha County's twelve municipalities;
- Provides coordination for First Responder Agencies/personnel involved in Emergency Management and Homeland Security functions (training, exercises, emergencies/disasters);
- Obtains and coordinates various training opportunities for First Responders;
- Identifies, develops, and coordinates continuity of local/County govt., businesses, and citizen's lives during actual events;
- Coordinates Long-Term Recovery Efforts after an incident/event;
- Operates and maintains the County's emergency warning systems;
- Seeks out grants/funding opportunities from public and private sources and applies for them so as to benefit Emergency Management, County Government, Countywide First Responder Agencies and the public;
- Educates businesses, community agencies, schools, and citizens on disaster preparedness and response; and
- Develops and/or updates yearly, numerous emergency plans for the County, municipalities, non-profit agencies, and businesses.

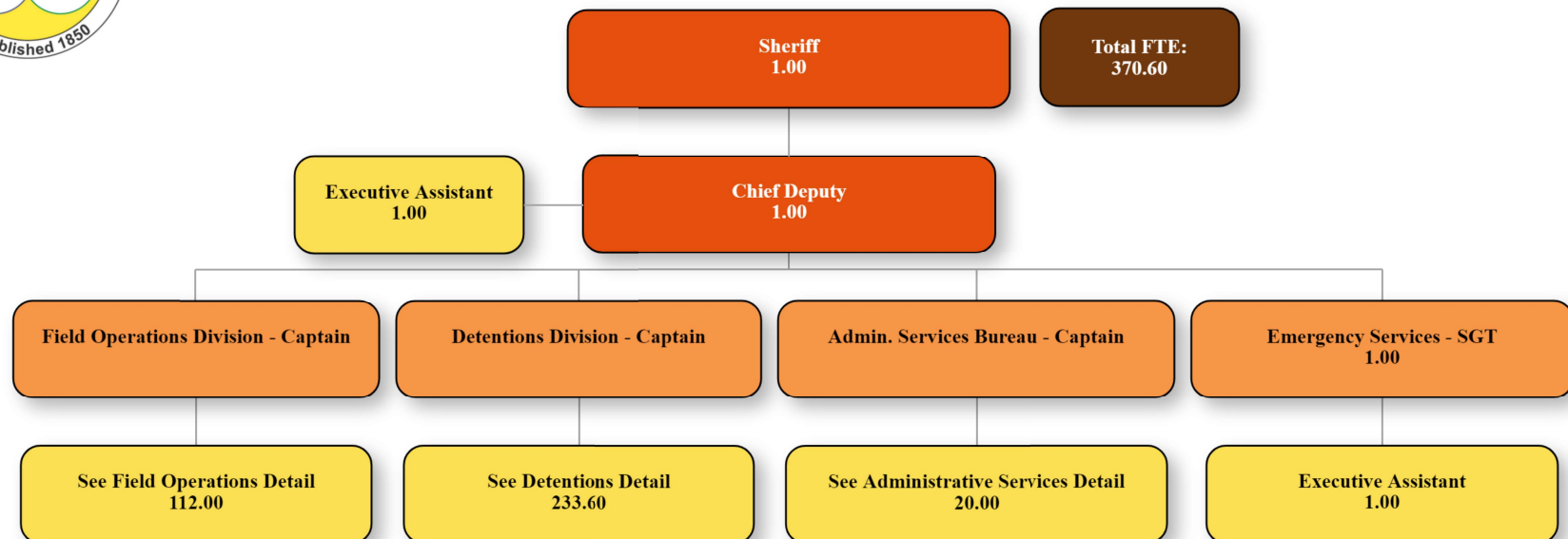
SHERIFF

POSITION TITLE	GRADE	2020	2021	2022	2023	2024
SHERIFF	ELECTED	1.00	1.00	1.00	1.00	1.00
CHIEF DEPUTY	NR-SJ	1.00	1.00	1.00	1.00	1.00
CAPTAIN	NR-SH	3.00	3.00	3.00	3.00	3.00
LIEUTENANT	NR-SG	9.00	9.00	9.00	9.00	8.00
SERGEANT	NR-SF	15.00	15.75	16.00	16.00	16.00
DETECTIVE	KCDSA	14.00	14.00	14.00	17.00	18.00
DEPUTY	KCDSA	86.00	92.00	92.00	94.00	95.00
FISCAL SERVICES MANAGER - SHERIFF	E10	1.00	1.00	1.00	1.00	1.00
DETENTION SYSTEMS MANAGER	E08	1.00	1.00	1.00	1.00	1.00
FOOD SERVICE MANAGER	E08	1.00	1.00	1.00	1.00	1.00
OFFICE ADMINISTRATOR	E09	0.00	0.00	0.00	1.00	1.00
OFFICE MANAGER	E08	2.00	2.00	2.00	1.00	1.00
SUPPORT OPERATIONS MGR	E06	1.00	1.00	1.00	1.00	1.00
ADMINISTRATIVE SECRETARY	NE08	1.00	1.00	1.00	1.00	0.00
EXECUTIVE ASSISTANT	NE08	1.00	1.00	1.00	1.00	2.00
LEGAL SECRETARY	NE08	0.00	0.00	0.00	1.00	1.00
DATA ANALYST	NE09	0.00	0.00	0.00	1.00	1.00
ACCOUNTING ASSOCIATE	NE07	3.00	3.00	3.00	2.00	2.00
ADMINISTRATIVE ASSISTANT, SR	NE07	3.00	3.00	3.00	3.00	4.00
ADMINISTRATIVE ASSISTANT	NE06	5.00	5.00	5.00	4.00	3.00
CORRECTIONAL ADMINISTRATOR	E11	0.00	0.00	0.00	0.00	1.00
JAIL ADMINISTRATOR	E11	0.00	0.00	0.00	0.00	1.00
CORRECTIONAL SERGEANT	E09	9.00	9.00	9.00	9.00	8.00
CORRECTIONAL CORPORAL	E07	11.00	11.00	11.00	11.00	13.00
DIRECT SUPERVISION OFFICER	NE10	93.00	93.00	93.00	93.00	93.00 *
CORRECTIONAL OFFICER	NE10	60.00	60.00	60.00	60.00	60.00 *
ADMISSIONS/RELEASE SUPERVISOR	E06	2.00	2.00	2.00	2.00	2.00
ADMIN/RELEASE SPEC	NE07	22.00	22.00	22.00	22.00	22.00 *
CHIEF COOK	NE11	1.00	1.00	1.00	1.00	1.00
COOK - SHERIFF	NE07	11.20	11.20	11.20	8.60	8.60
DIVISION TOTAL		357.20	363.95	364.20	366.60	370.60

* Includes defunded positions. See Summary of Budgeted Personnel Changes.

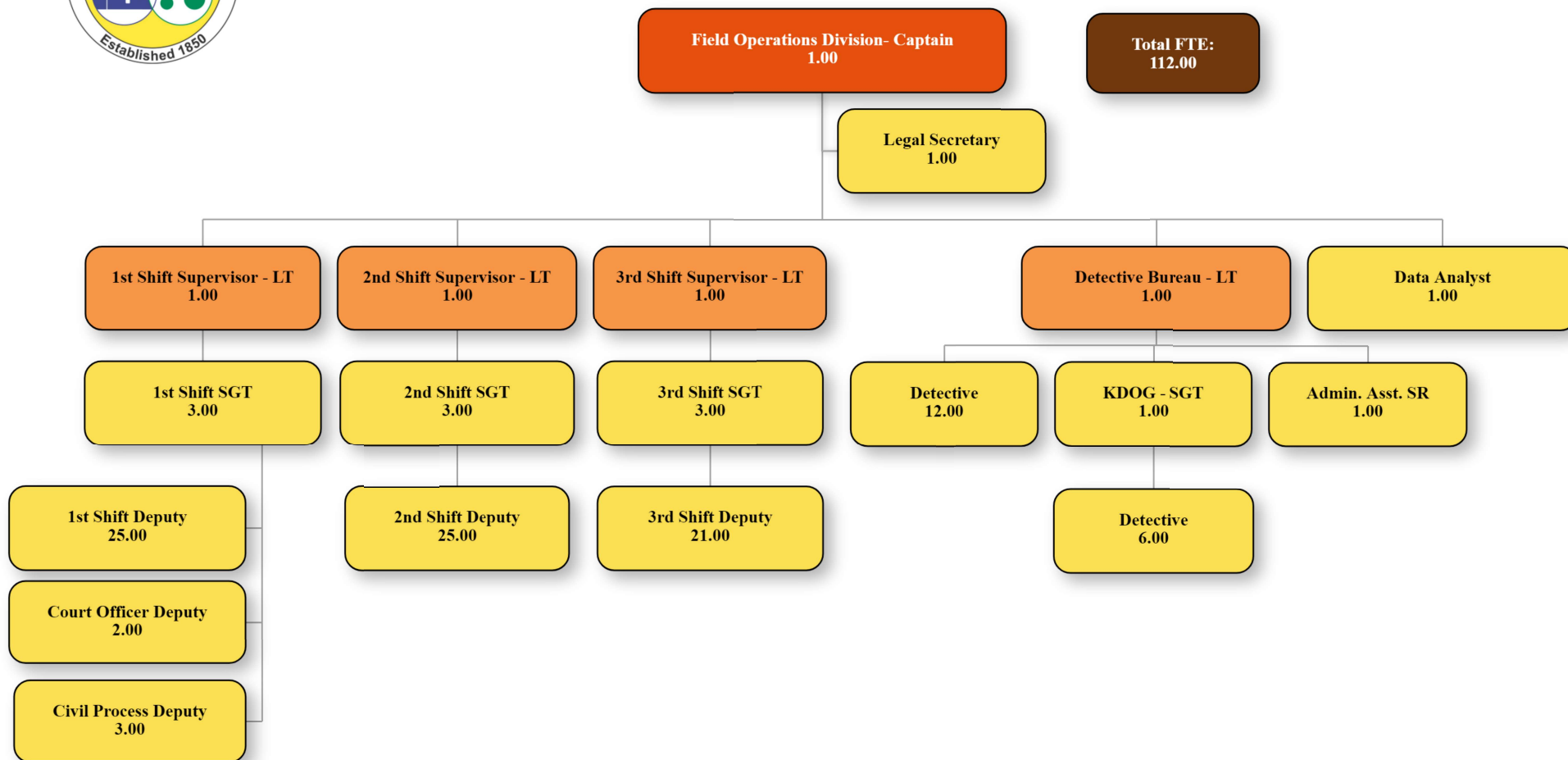


County of Kenosha Sheriff





County of Kenosha Sheriff

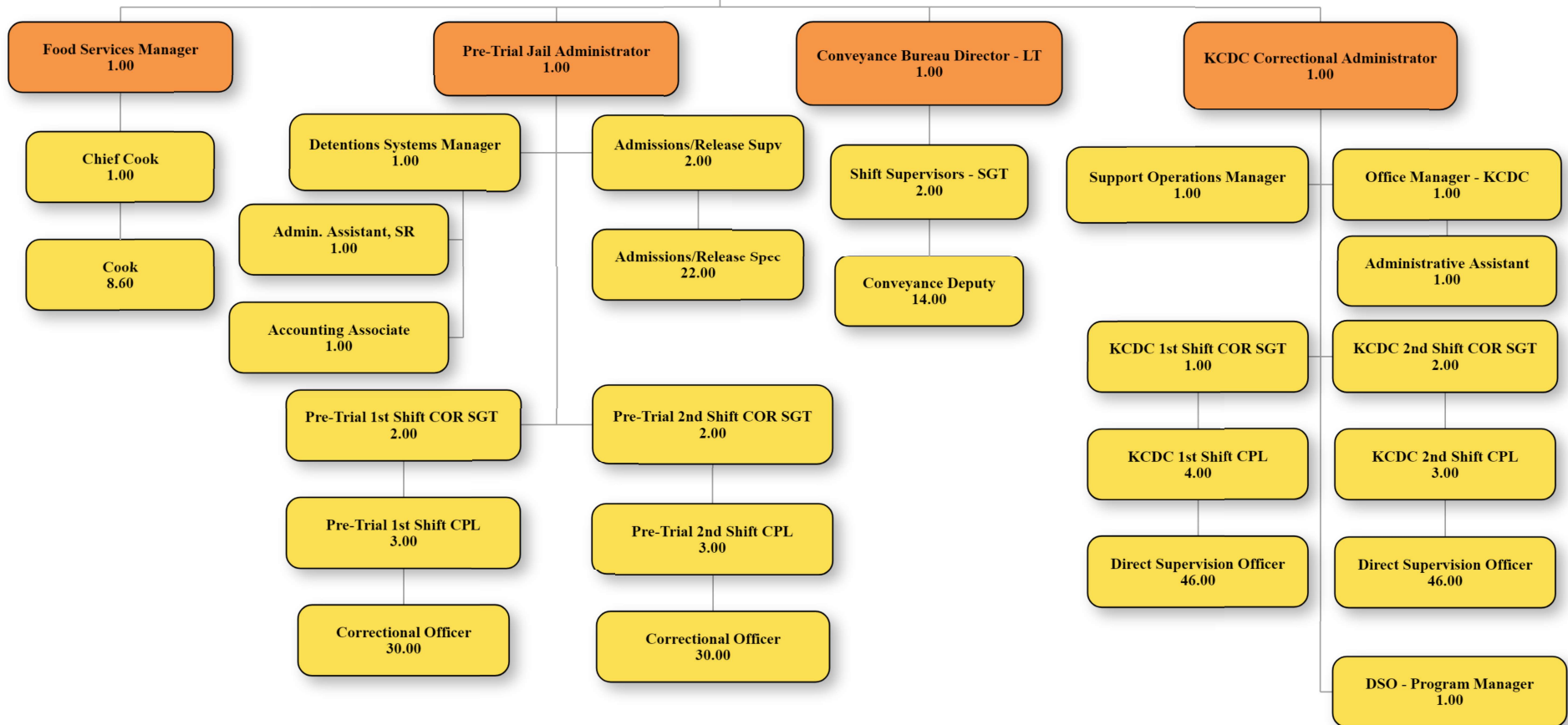




County of Kenosha Sheriff

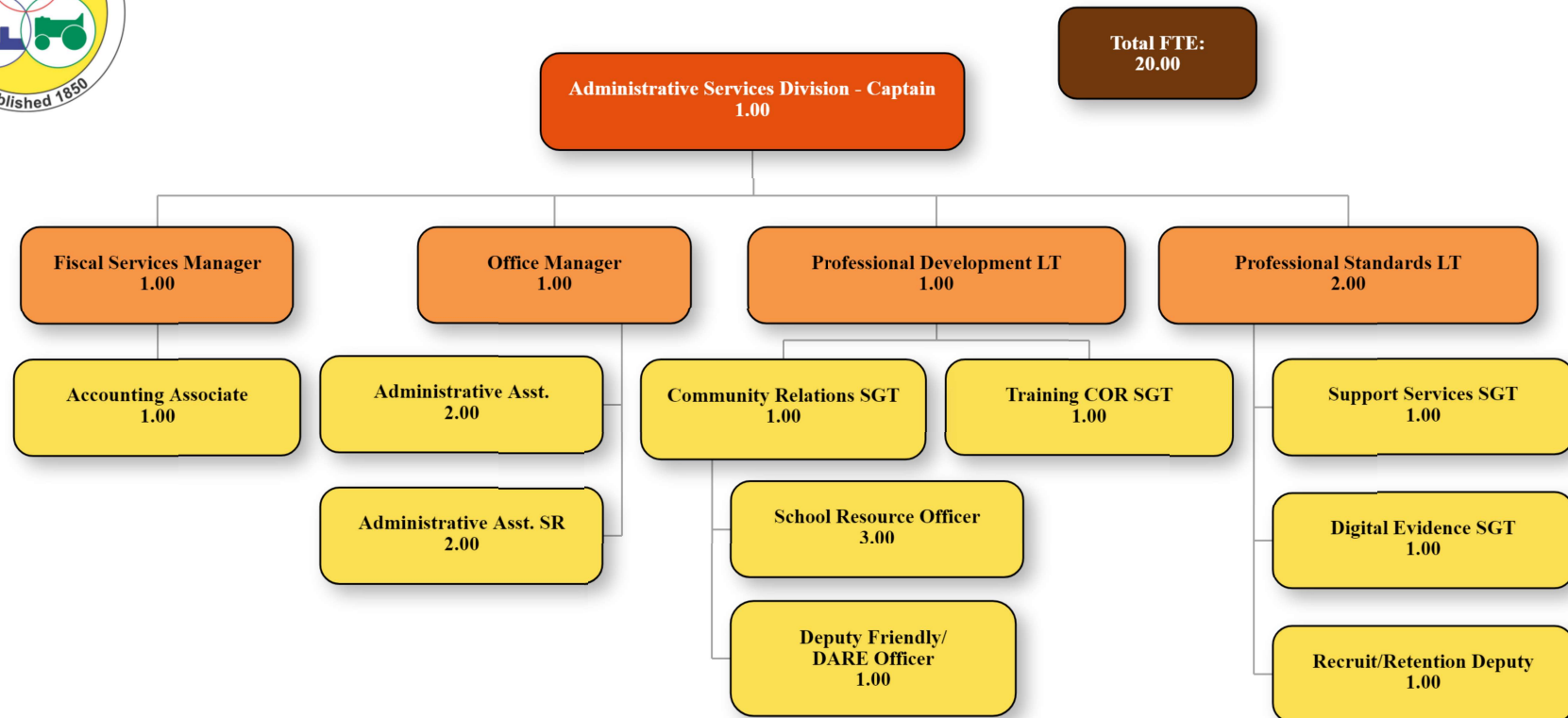
Detentions Division - Captain
1.00

Total FTE:
233.60





County of Kenosha Sheriff



DEPT/DIV: LAW ENFORCEMENT - SHERIFF

	(1) 2022 Actual	(2) 2023 Adopted Budget	(3) 2023 Budget Adopted & Modified 6/30	(4) 2023 Actual as of 6/30	(5) 2023 Projected at 12/31	(6) 2024 Adopted Operating and Capital Budget
Personnel	35,730,582	36,512,704	36,100,154	18,051,395	35,759,512	38,896,008
Contractual	4,193,843	4,248,338	4,502,347	2,064,298	4,429,857	4,892,728
Supplies	2,189,127	1,830,870	1,986,123	1,033,498	1,970,585	1,999,026
Fixed Charges	338,945	292,599	292,599	293,521	293,521	297,678
Grants/Contributions	162,797	138,000	138,000	89,431	168,876	135,000
Outlay	1,258,673	1,936,000	3,365,985	1,325,585	3,369,601	1,699,000
Total Expenses for Reporting Unit	43,873,966	44,958,511	46,385,208	22,857,727	45,991,952	47,919,440
Total Revenue for Reporting Unit	(7,754,853)	(9,661,717)	(11,088,414)	(2,790,629)	(8,478,324)	(9,153,678)
Total Levy for Reporting Unit	36,119,113	35,296,794			37,513,628	38,765,762

DEPT/DIV: LAW ENFORCEMENT - SHERIFF

REPORTING UNIT: SHERIFF

FUND: 100 DIVISION - SUBDIVISION #: 210-2100

		(1)	(2)	(3)	(4)	(5)	(6)
		2022	2023	2023 Budget	2023	2023	2024 Adopted
Account Description:	Account	Actual	Adopted Budget	Adopted & Modified 6/30	Actual as of 6/30	Projected at 12/31	Operating and Capital Budget
SALARIES	511100	20,579,845	23,590,387	23,177,837	10,202,441	19,982,590	25,614,374
SALARIES-OVERTIME	511200	3,680,994	1,024,541	1,024,541	1,890,271	4,126,224	1,024,541
SALARIES-TEMPORARY	511500	96,283	134,840	134,840	60,618	121,236	171,440
FICA	515100	1,814,683	1,886,592	1,886,592	902,446	1,958,522	2,045,127
RETIREMENT	515200	2,664,252	2,760,928	2,760,928	1,369,840	2,970,031	3,076,224
MEDICAL INSURANCE	515400	6,119,107	6,168,400	6,168,400	2,826,423	5,652,846	6,209,140
LIFE INSURANCE	515500	38,839	35,138	35,138	18,848	37,695	37,405
WORKERS COMPENSATION	515600	545,206	678,178	678,178	678,178	678,178	475,357
EMPLOYEE RECRUITMENT	519300	0	28,000	28,000	7,902	26,489	28,000
INTERDEPT PERSONNEL CHARGES	519990	191,372	205,700	205,700	94,429	205,700	214,400
Appropriations Unit: Personnel		35,730,582	36,512,704	36,100,154	18,051,395	35,759,512	38,896,008
MEDICAL/DENTAL	521100	2,670,150	3,163,938	3,163,938	1,314,315	3,163,938	3,910,628
INMATE MEDICAL	521120	264,615	150,000	150,000	155,486	259,213	200,000
BLOOD TEST	521880	7,200	5,600	5,600	3,880	6,810	6,000
OTHER PROFESSIONAL SERVICES	521900	263,418	250,000	338,000	139,538	310,971	184,000
UTILITIES	522200	828	1,100	1,100	62	826	1,000
TELECOMMUNICATIONS	522500	151,513	110,000	110,000	48,644	107,391	111,500
MOTOR VEHICLE MAINTENANCE	524100	62,218	60,000	96,625	32,877	47,063	48,000
OFFICE MACHINES	524200	4,327	5,500	5,500	9,433	11,705	5,000
BLDG/EQUIP. MAINTENANCE	524600	135,692	150,000	150,000	43,855	116,829	145,000
INVESTIGATIONS	525400	27,863	60,000	60,000	47,430	58,792	40,000
COMMUNITY RELATIONS	525700	5,454	10,000	10,000	3,281	9,000	14,000
RADIO MAINTENANCE	529200	81,167	88,000	88,000	75,281	75,281	82,000
CONVEYANCE OF PRISONERS	529410	234,298	100,000	100,000	39,030	78,060	80,000
JAIL ALTERNATIVES	529420	70,306	70,000	70,000	16,807	33,613	50,000
MISC CONTRACTUAL SERVICES	529900	214,794	24,200	153,584	134,381	150,365	15,600
Appropriations Unit: Contractual		4,193,843	4,248,338	4,502,347	2,064,298	4,429,857	4,892,728
FURN/FIXTURE>\$100<\$5000	530010	(260)	8,000	8,000	8,647	9,016	5,000
MACHY/EQUIP>\$100<\$5000	530050	54,845	41,000	41,000	2,903	40,269	140,326
OFFICE SUPPLIES	531200	31,902	40,000	40,000	23,970	45,303	33,000
PRINTING/DUPPLICATION	531300	1,707	4,000	4,000	1,245	3,245	2,000
LICENSES/PERMITS	531920	950	600	600	4	396	1,000
PUBLICATION/NOTICES	532100	(487)	0	0	0	0	0

SUBSCRIPTIONS	532200	810	1,500	1,500	1,062	1,562	16,000
BOOKS & MANUALS	532300	0	500	500	0	0	16,000
ADVERTISING	532600	0	200	200	0	0	200
MILEAGE & TRAVEL	533900	125	8,070	8,070	24	177	0
MILEAGE & TRAVEL-TAX	533910	4,200	0	0	2,320	4,641	0
PHARMACEUTICALS	534150	484,166	350,000	350,000	234,610	469,220	400,000
FOOD & GROCERIES	534300	543,214	500,000	500,000	297,115	554,620	532,000
KITCHEN SUPPLIES	534350	51,108	40,000	40,000	21,224	48,106	40,000
HOUSEKEEPING SUPPLIES	534400	52,187	70,000	70,000	38,985	68,000	90,000
DISHES/UTENSILS	534430	1,630	3,000	3,000	2,074	4,147	3,000
GUARD DOG EXPENSE	534550	30,302	0	0	2,921	2,921	0
INMATE CLOTHING	534600	24,256	23,000	23,000	6,784	13,182	20,000
LAUNDRY/CLEANING	534610	2,658	5,000	5,000	822	1,600	3,000
LAUNDRY SUPPLIES	534620	5,992	7,000	7,000	1,626	3,252	6,000
BEDDING/LINENS	534630	12,868	14,000	14,000	9,900	18,900	25,000
OFFICERS EQUIPMENT	534700	85,213	100,000	241,632	56,746	75,200	80,000
OTHER OPERATING SUPPLIES	534900	8,112	15,000	23,001	11,241	22,480	3,000
GAS/OIL/ETC.	535100	521,598	400,000	400,000	181,862	363,723	384,500
MACHY/EQUIPMENT PARTS	535300	29	0	0	0	0	0
BLDG. MAINTENANCE/SUPPLIES	535600	0	0	0	320	320	0
EMERGENCY REPLACE/REPAIR	535650	1,981	4,000	4,000	109	3,891	4,000
AMMUNITION	536050	72,015	30,000	30,000	21,040	30,000	30,000
INMATE DRUG TESTING	539180	4,331	6,000	6,000	0	4,331	6,000
STAFF DEVELOPMENT	543340	125,238	160,000	165,620	92,559	166,860	159,000
STAFF DEVELOPMENT-TAX	543341	1,251	0	0	1,180	3,016	0
Appropriations Unit: Supplies		2,121,942	1,830,870	1,986,123	1,021,291	1,958,378	1,999,026
PROPERTY INSURANCE	551100	27,568	26,000	26,000	26,922	26,922	30,700
PUBLIC LIABILITY INSURANCE	551300	279,652	234,874	234,874	234,874	234,874	266,253
OTHER INSURANCE	551900	31,000	31,000	31,000	31,000	31,000	0
SECURITIES BONDING	552300	725	725	725	725	725	725
Appropriations Unit: Fixed Charges		338,945	292,599	292,599	293,521	293,521	297,678
GRANT PROGRAM PAYMENT	571580	1,750	0	0	0	0	0
PURCHASED SERVICES - ADMIN	571760	47,780	25,000	25,000	6,027	25,000	25,000
PURCHASED SERVICES - PROGRAM	571770	95,002	85,000	85,000	47,127	94,233	85,000
HAZARDOUS MATERIAL PASS THRU	571790	7,450	20,000	20,000	0	10,000	20,000
HAZMAT EQUIPMENT	571810	3,367	8,000	8,000	0	3,367	5,000
PRIOR YEAR EXPENSE	574000	7,448	0	0	36,277	36,276	0
Appropriations Unit: Grants/Conrit		162,797	138,000	138,000	89,431	168,876	135,000
MOTORIZED VEHICLES>\$5000	581390	15,000	0	0	3,616	3,616	0
Appropriations Unit: Outlay		15,000	0	0	3,616	3,616	0
Total Expense for Reporting Unit		42,563,108	43,022,511	43,019,223	21,523,551	42,613,760	46,220,440

REPORTING UNIT:	SHERIFF - DARE
FUND: 130	DIVISION - SUBDIVISION #: 210-2180

Account Description:	Account	(1) 2022 Actual	(2) 2023 Adopted Budget	(3) 2023 Budget Adopted & Modified 6/30	(4) 2023 Actual as of 6/30	(5) 2023 Projected at 12/31	(6) 2024 Adopted Operating and Capital Budget
GAS/OIL/ETC.	535100	105	0	0	0	0	0
MISCELLANEOUS SUPPLIES	539150	67,080	0	0	12,207	12,207	0
Appropriations Unit: Supplies		67,185	0	0	12,207	12,207	0
Total Expense for Reporting Unit		67,185	0	0	12,207	12,207	0

REPORTING UNIT:	SHERIFF - CAPITAL
FUND: 411	DIVISION - SUBDIVISION #: 210-2280

Account Description:	Account	(1) 2022 Actual	(2) 2023 Adopted Budget	(3) 2023 Budget Adopted & Modified 6/30	(4) 2023 Actual as of 6/30	(5) 2023 Projected at 12/31	(6) 2024 Adopted Operating and Capital Budget
MACHINERY/EQUIPMENT>\$5000	580050	629,114	716,000	716,000	498,393	716,000	544,000
COMMUNICATION EQUIPMENT	581310	0	180,000	180,000	0	180,000	0
MOTORIZED VEHICLES>\$5000	581390	389,785	1,040,000	1,814,122	771,849	1,814,122	1,155,000
COMPUTER - MISCELLANEOUS	581700	79,865	0	70,135	51,727	70,135	0
BUILDING IMPROVEMENTS	582200	144,908	0	585,728	0	585,728	0
Appropriations Unit: Outlay		1,243,673	1,936,000	3,365,985	1,321,969	3,365,985	1,699,000
Total Expense for Reporting Unit		1,243,673	1,936,000	3,365,985	1,321,969	3,365,985	1,699,000

REPORTING UNIT:	REVENUE: SHERIFF
FUND: 100	DIVISION - SUBDIVISION #: 210-2100

Account Description:	Account	(1) 2022 Actual	(2) 2023 Adopted Budget	(3) 2023 Budget Adopted & Modified 6/30	(4) 2023 Actual as of 6/30	(5) 2023 Projected at 12/31	(6) 2024 Adopted Operating and Capital Budget
SALE OF COUNTY PROPERTY	441250	28,447	20,000	20,000	211	35,000	47,000
WI DEPARTMENT OF JUSTICE	442550	16,994	0	0	88,485	176,726	0

WI DOJ ANTI-HEROIN ENFORCEMENT	442551	9,570	0	0	992	11,000	0
HIDTA ENFORCEMENT	442555	63,713	52,378	52,378	31,433	52,378	52,100
ALCOHOL ENFORCEMENT PROJECT	442570	29,126	0	0	3,369	32,000	0
WI DMA-HLS PROGRAM	442605	8,100	0	0	0	0	0
COPS-IN-SCHOOLS SUPPORT	442630	172,372	268,586	268,586	0	172,372	176,833
DNA SAMPLES REIMBURSEMENT	442640	5,710	8,000	8,000	100	5,710	10,000
COUNTRY THUNDER EVENT	442645	275,000	275,000	303,000	303,000	303,000	320,000
JAG-US DEPT OF JUSTICE	442795	14,384	0	0	0	14,383	0
ARPA FEDERAL GRANT	443293	0	412,550	0	0	0	505,000
EMERGENCY GOVERNMENT REIMBURSE	443700	94,340	85,000	85,000	0	85,000	85,000
EMERGENCY PLANNING	443720	30,000	41,000	101,000	777	82,000	41,000
HAZARDOUS MATERIAL COLLECTION	443730	0	25,000	25,000	0	10,000	25,000
COUNTY ORDINANCE FINES	445020	138,177	229,000	229,000	670	149,614	198,000
MOTOR TRAFFIC FINES	445060	31,001	33,000	33,000	0	35,210	35,000
SHERIFF'S RESTITUTION	445070	18,510	15,000	15,000	8,740	17,480	25,000
CORRECTIONS-PROBATION & PAROLE AI	445790	86,200	300,000	300,000	0	86,200	0
CORRECTIONS-EXTENDED SUPERVISION	445795	719,771	500,000	500,000	228,482	456,965	800,000
SHERIFF FEES/PROCESS	445800	87,192	120,000	120,000	47,678	100,000	120,000
FEDERAL INMATE HOUSING	445801	1,238,901	1,843,000	1,843,000	448,813	1,240,175	1,450,000
INMATE PROCESSING FEE	445802	29,464	37,000	37,000	8,275	16,548	37,000
ALIEN INMATE HOUSING	445809	71,776	0	0	0	0	0
DRUG UNIT GRANT	445820	211,983	0	0	86,616	211,792	0
SSI REMUNERATION(FED)	445830	15,200	35,000	35,000	8,400	20,800	35,000
BD OF PRISONERS/HUBER	445840	2,941	500,000	500,000	631	700	250,000
BD OF PRISONERS/ELECTRONIC MONITOI	445845	126,718	150,000	150,000	37,706	108,871	150,000
LAW ENFORCEMENT-PADDOCK LAKE	445880	356,596	373,025	373,025	148,539	373,025	372,853
LAW ENFORCEMENT-SALEM LAKES	445881	428,421	446,853	446,853	186,189	446,853	775,982
LAW ENFORCEMENT-SOMERS	445882	649,635	772,375	772,375	310,015	772,375	777,882
LAW ENFORCEMENT-BRISTOL	445885	382,921	399,350	399,350	160,504	399,350	405,028
TRAINING REIMBURSEMENT	445900	57,689	47,000	47,000	6,432	38,392	70,000
INMATE MEDICAL COST REIMBURSEMEN	445920	15,774	25,500	25,500	5,259	10,400	26,000
WI DNR STATE AID PROGRAM	445935	10,000	29,500	29,500	0	29,500	30,000
PRISONER PHONE	448510	413,656	550,000	550,000	162,680	325,360	550,000
INMATE PROGRAMS REVENUE	448511	60,691	85,000	85,000	21,119	48,200	85,000
SUNDRY DEPT REVENUE	448520	26,492	47,100	47,100	1,194	28,194	0
DONATIONS	448560	0	500	500	0	0	0
PRIOR YEAR REVENUE	448600	13,846	0	0	169,946	332,377	0
CARRYOVER	449980	0	0	321,262	0	0	0
Appropriations Unit: Revenue		5,941,312	7,725,717	7,722,429	2,476,255	6,227,950	7,454,678
Total Funding for Reporting Unit		5,941,312	7,725,717	7,722,429	2,476,255	6,227,950	7,454,678

REPORTING UNIT:	REVENUE: SHERIFF - DARE					
FUND: 130	DIVISION - SUBDIVISION #: 210-2180					

		(1)	(2)	(3)	(4)	(5)	(6)
		2022	2023	2023 Budget	2023	2023	2024 Adopted
Account Description:	Account	Actual	Adopted Budget	Adopted & Modified 6/30	Actual as of 6/30	Projected at 12/31	Operating and Capital Budget
D.A.R.E. REVENUE	445850	69,303	0	0	250	250	0
Appropriations Unit:	Revenue	69,303	0	0	250	250	0
Total Funding for Reporting Unit		69,303	0	0	250	250	0

REPORTING UNIT:	REVENUE: SHERIFF - SHERIFF EQUITABLE SHARING					
FUND: 280	DIVISION - SUBDIVISION #: 210-2260					

		(1)	(2)	(3)	(4)	(5)	(6)
		2022	2023	2023 Budget	2023	2023	2024 Adopted
Account Description:	Account	Actual	Adopted Budget	Adopted & Modified 6/30	Actual as of 6/30	Projected at 12/31	Operating and Capital Budget
FEDERAL EQUITABLE SHARING	445270	26,237	0	0	314,124	314,124	0
Appropriations Unit:	Revenue	26,237	0	0	314,124	314,124	0
Total Funding for Reporting Unit		26,237	0	0	314,124	314,124	0

REPORTING UNIT:	REVENUE: SHERIFF - CAPITAL					
FUND: 411	DIVISION - SUBDIVISION #: 210-2280					

		(1)	(2)	(3)	(4)	(5)	(6)
		2022	2023	2023 Budget	2023	2023	2024 Adopted
Account Description:	Account	Actual	Adopted Budget	Adopted & Modified 6/30	Actual as of 6/30	Projected at 12/31	Operating and Capital Budget
BONDING	440000	1,718,000	1,936,000	1,936,000	0	1,936,000	1,699,000
CARRYOVER	449980	0	0	1,429,985	0	0	0
Appropriations Unit:	Revenue	1,718,000	1,936,000	3,365,985	0	1,936,000	1,699,000
Total Funding for Reporting Unit		1,718,000	1,936,000	3,365,985	0	1,936,000	1,699,000

Total Expenses for Reporting Unit	43,873,966	44,958,511	46,385,208	22,857,727	45,991,952	47,919,440
Total Revenue for Reporting Unit	(7,754,853)	(9,661,717)	(11,088,414)	(2,790,629)	(8,478,324)	(9,153,678)
Total Levy for Reporting Unit	36,119,113	35,296,794			37,513,628	38,765,762

This page left blank intentionally

DISTRICT ATTORNEY'S OFFICE

MISSION STATEMENT/OVERVIEW

The primary mission of the Kenosha County District Attorney's Office is to uphold the rule of the law, vigorously prosecute criminals and seek justice for victims of crime. The District Attorney is a constitutional officer, elected by the people of Kenosha County to a four-year term of office. The duties and responsibilities of the District Attorney are more particularly set forth in Section 978.05, Wis. Stats. It is important to keep in mind that the District Attorney is the gatekeeper to the criminal justice system. As such, his job is not merely to obtain convictions but to seek justice.

Since December 31, 1989, the District Attorney and the Assistant District Attorneys in the office have been funded by the State and are recognized as state employees. The paralegals, clerical, office investigator, victim/witness and other support staff in the District Attorney's Office remain County employees funded by the County. All remaining District Attorney operational costs are paid for by the County.

The District Attorney's Office duties include, but are not limited to, aggressively and fairly prosecuting those who violate the laws of Kenosha County and the State of Wisconsin, including criminal offenses, juvenile delinquencies, CHIPS cases, traffic violations, and county ordinance and DNR cases. While all criminal offenses committed are important, this office gives special attention to prosecuting the following crimes:

- a. Sensitive crimes: child abuse and sexual assault crimes
- b. Violent crimes and habitual (career) criminals
- c. Drug dealers: especially those who traffic commercially in large amounts of controlled substances
- d. Domestic violence abuse cases
- e. Juvenile delinquencies, children in need of protective supervision (CHIPS) and termination of parental rights (TPR) cases where appropriate

VICTIM/WITNESS PROGRAM

This program is part of the District Attorney's Office. The purpose of the program is to do everything possible to ensure that victims and witnesses are treated with respect, courtesy and sensitivity. Section 950, Wis. Stats., expresses the intent to ensure that all victims and witnesses of crime are treated with dignity, respect, courtesy and sensitivity; and that all the rights extended under the law to victims and witnesses of crime are honored and protected by law enforcement agencies, prosecutors and judges in a manner no less vigorous than the protection afforded criminal defendants. The Kenosha County District Attorney's Office Victim/Witness Program was first created in 1980 under the leadership and direction of Lynn Copen, coordinator. Today, our program remains outstanding and is constantly looking for ways to improve and provide better services to victims of crime.

DISTRICT ATTORNEY & VICTIM WITNESS

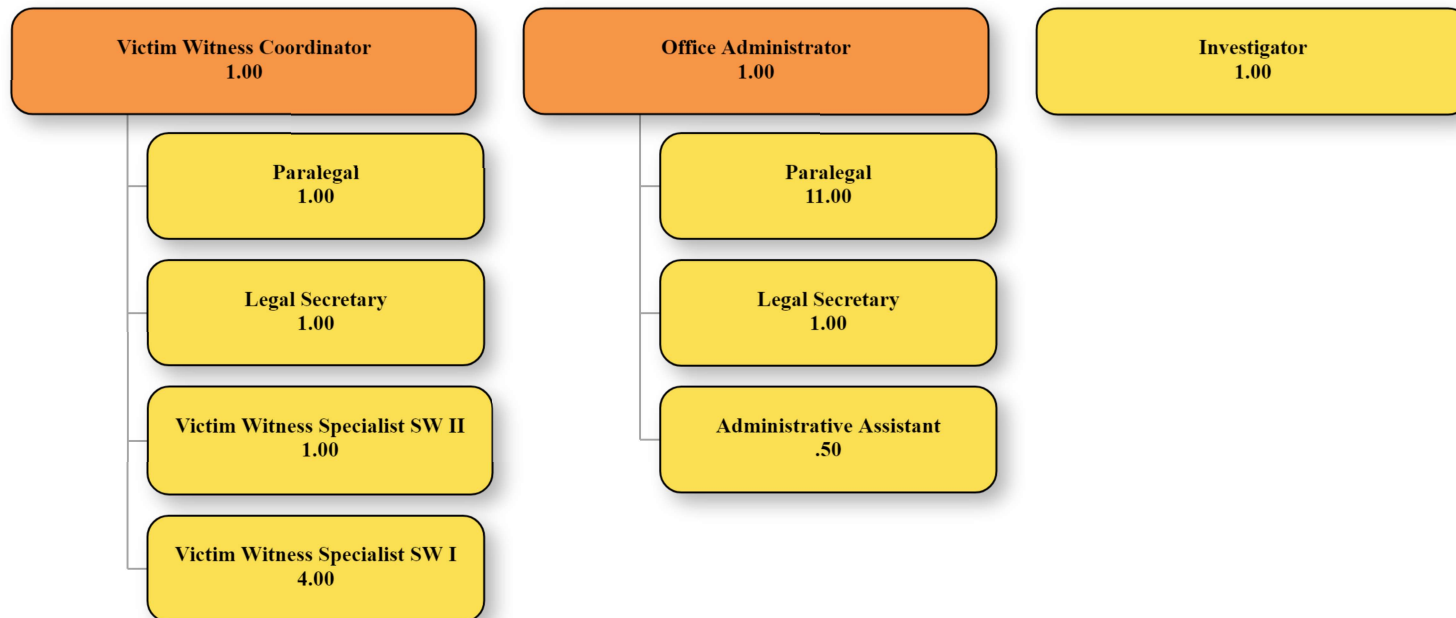
POSITION TITLE	GRADE	2020	2021	2022	2023	2024
<u>DISTRICT ATTORNEY</u>						
OFFICE ADMINISTRATOR	E09	1.00	1.00	1.00	1.00	1.00
INVESTIGATOR	E08	1.00	1.00	1.00	1.00	1.00
PARALEGAL	NE09	10.00	10.00	10.00	11.00	11.00
LEGAL SECRETARY	NE08	1.00	1.00	1.00	1.00	1.00
ADMINISTRATIVE ASSISTANT	NE06	0.50	0.50	0.50	0.50	0.50
AREA TOTAL		13.50	13.50	13.50	14.50	14.50
<u>VICTIM WITNESS</u>						
VICTIM/WITNESS COORDINATOR	E08	1.00	1.00	1.00	1.00	1.00
VICTIM WITNESS SPECIALIST - SW II	NE12	0.00	0.00	0.00	1.00	1.00
VICTIM WITNESS SPECIALIST - SW I	NE11	4.00	4.00	4.00	4.00	4.00
LEGAL SECRETARY	NE08	1.00	1.00	1.00	1.00	1.00
PARALEGAL	NE09	1.00	1.00	1.00	1.00	1.00
AREA TOTAL		7.00	7.00	7.00	8.00	8.00
DIVISION TOTAL		20.50	20.50	20.50	22.50	22.50

* Seasonal, Temporary, and/or Intern employees are no longer be reflected as an FTE count within the Division's budget, effective as of the 2020 budget year. Costs of these positions are entered as a total sum amount in the appropriate main account.



County of Kenosha District Attorney

Total FTE:
22.50



DEPT/DIV: LAW ENFORCEMENT - DISTRICT ATTORNEY & VICTIM WITNESS

	(1) 2022 Actual	(2) 2023 Adopted Budget	(3) 2023 Budget Adopted & Modified 6/30	(4) 2023 Actual as of 6/30	(5) 2023 Projected at 12/31	(6) 2024 Adopted Operating and Capital Budget
Personnel	1,942,021	2,093,606	1,893,606	896,688	2,080,106	2,153,311
Contractual	246,526	306,900	236,900	54,291	207,500	206,100
Supplies	48,002	54,000	54,000	20,613	40,796	51,000
Fixed Charges	16,163	13,489	13,489	13,608	13,608	15,291
Total Expenses for Reporting Unit	2,252,712	2,467,995	2,197,995	985,201	2,342,010	2,425,702
Total Revenue for Reporting Unit	(489,721)	(873,700)	(603,700)	(37,884)	(862,400)	(714,141)
Total Levy for Reporting Unit	1,762,991	1,594,295			1,479,610	1,711,561

DEPT/DIV: LAW ENFORCEMENT - DISTRICT ATTORNEY & VICTIM WITNESS

REPORTING UNIT: DISTRICT ATTORNEY

FUND: 100 DIVISION - SUBDIVISION #: 300-3010

		(1)	(2)	(3)	(4)	(5)	(6)
		2022	2023	2023 Budget	2023	2023	2024 Adopted
Account Description:	Account	Actual	Adopted Budget	Adopted & Modified 6/30	Actual as of 6/30	Projected at 12/31	Operating and Capital Budget
SALARIES	511100	789,582	848,826	748,826	369,223	848,826	910,555
SALARIES-OVERTIME	511200	2,796	6,500	6,500	1,511	4,000	2,000
SALARIES-TEMPORARY	511500	12,203	21,000	21,000	6,075	13,500	18,000
INTERNS	514500	3,925	12,500	12,500	6,438	8,500	12,500
FICA	515100	58,109	67,996	67,996	27,392	67,996	72,143
RETIREMENT	515200	51,511	58,162	58,162	25,211	58,162	62,967
MEDICAL INSURANCE	515400	362,438	329,700	329,700	152,006	329,700	304,010
LIFE INSURANCE	515500	1,697	1,370	1,370	811	1,370	1,587
WORKERS COMPENSATION	515600	1,023	3,383	3,383	3,383	3,383	4,170
Appropriations Unit: Personnel		1,283,283	1,349,437	1,249,437	592,050	1,335,437	1,387,932
SPECIAL PROSECUTION	521220	0	70,000	0	0	0	0
OTHER PROFESSIONAL SERVICES	521900	197,430	164,900	164,900	33,093	164,900	136,600
TELECOMMUNICATIONS	522500	1,102	1,500	1,500	442	1,200	4,000
TRANSCRIPTS	525100	7,519	14,500	14,500	3,100	7,500	12,500
LEGAL SERVICE	525500	2,914	5,000	5,000	2,051	4,000	5,000
LEGAL SERVICE (4E)	525505	4,748	4,000	4,000	2,874	5,800	4,000
WITNESS FEES	527200	5,400	10,000	10,000	3,616	7,500	9,000
WITNESS FEES-LODGING	527201	384	2,500	2,500	2,160	2,500	2,500
WITNESS FEES-TRAVEL	527202	4,849	7,000	7,000	6,956	9,000	7,000
WITNESS FEES-MEALS	527206	26	500	500	0	100	500
EXPERT WITNESS	527220	22,155	27,000	27,000	0	5,000	25,000
Appropriations Unit: Contractual		246,526	306,900	236,900	54,291	207,500	206,100
FURN/FIXTURE>\$100<\$5000	530010	1,850	3,000	3,000	0	2,000	3,000
MACHY/EQUIP>\$100<\$5000	530050	3,294	0	0	146	146	0
OFFICE SUPPLIES	531200	11,207	14,000	14,000	5,269	11,500	13,000
PRINTING/DUPLICATION	531300	2,091	2,000	2,000	493	1,000	2,000
BOOKS & MANUALS	532300	1,111	1,500	1,500	786	1,100	1,500
MILEAGE & TRAVEL	533900	6,217	3,500	3,500	184	1,500	3,500
MISCELLANEOUS SUPPLIES	539150	639	1,500	1,500	680	1,200	1,500
STAFF DEVELOPMENT	543340	16,365	20,500	20,500	10,492	17,000	18,500
Appropriations Unit: Supplies		42,775	46,000	46,000	18,050	35,446	43,000
PROPERTY INSURANCE	551100	103	0	0	119	119	0
PUBLIC LIABILITY INSURANCE	551300	16,060	13,489	13,489	13,489	13,489	15,291

Appropriations Unit:	Fixed Charges	16,163	13,489	13,489	13,608	13,608	15,291
Total Expense for Reporting Unit		1,588,747	1,715,826	1,545,826	677,998	1,591,991	1,652,323

REPORTING UNIT:	VICTIM/WITNESS
FUND: 100	DIVISION - SUBDIVISION #: 300-3110

		(1)	(2)	(3)	(4)	(5)	(6)
		2022	2023	2023 Budget	2023	2023	2024 Adopted
Account Description:	Account	Actual	Adopted Budget	Adopted & Modified 6/30	Actual as of 6/30	Projected at 12/31	Operating and Capital Budget
SALARIES	511100	403,501	468,373	368,373	192,678	468,373	521,472
SALARIES-OVERTIME	511200	1,100	0	0	250	500	0
FICA	515100	28,919	35,831	35,831	13,953	35,831	39,893
RETIREMENT	515200	26,345	31,850	31,850	13,120	31,850	35,982
MEDICAL INSURANCE	515400	197,603	205,520	205,520	82,425	205,520	164,850
LIFE INSURANCE	515500	903	856	856	474	856	982
WORKERS COMPENSATION	515600	366	1,739	1,739	1,739	1,739	2,200
Appropriations Unit: Personnel		658,738	744,169	644,169	304,639	744,669	765,379
POSTAGE	531100	3,976	4,000	4,000	1,744	3,500	4,000
OFFICE SUPPLIES	531200	886	1,500	1,500	371	800	1,500
MILEAGE & TRAVEL	533900	225	1,000	1,000	79	250	1,000
STAFF DEVELOPMENT	543340	140	1,500	1,500	370	800	1,500
Appropriations Unit: Supplies		5,227	8,000	8,000	2,564	5,350	8,000
Total Expense for Reporting Unit		663,965	752,169	652,169	307,202	750,019	773,379

REPORTING UNIT:	REVENUE: DISTRICT ATTORNEY
FUND: 100	DIVISION - SUBDIVISION #: 300-3010

		(1)	(2)	(3)	(4)	(5)	(6)
		2022	2023	2023 Budget	2023	2023	2024 Adopted
Account Description:	Account	Actual	Adopted Budget	Adopted & Modified 6/30	Actual as of 6/30	Projected at 12/31	Operating and Capital Budget
PROGRAM REVENUE	443145	6,400	20,000	20,000	5,700	9,200	20,000
IV-E REVENUE	443150	138,563	122,000	122,000	26,581	122,000	123,000
ARPA FEDERAL GRANT	443293	0	270,000	0	0	270,000	50,000
COUNTY ORDINANCE FINES	445020	36,993	56,500	56,500	0	54,000	54,000
PROSECUTION COSTS	445050	0	1,200	1,200	927	1,200	1,200

MOTOR TRAFFIC FINES	445060	31,001	33,000	33,000	0	35,000	35,000
WITNESS FEES REVENUE	445570	4,563	8,000	8,000	4,676	8,000	8,000
Appropriations Unit: Revenue		217,520	510,700	240,700	37,884	499,400	291,200
Total Funding for Reporting Unit		217,520	510,700	240,700	37,884	499,400	291,200

REPORTING UNIT:	REVENUE: VICTIM/WITNESS
FUND: 100	DIVISION - SUBDIVISION #: 300-3110

Account Description:	Account	(1) 2022 Actual	(2) 2023 Adopted Budget	(3) 2023 Budget Adopted & Modified 6/30	(4) 2023 Actual as of 6/30	(5) 2023 Projected at 12/31	(6) 2024 Adopted Operating and Capital Budget
VICTIM/WITNESS REVENUE	442520	272,201	363,000	363,000	0	363,000	422,941
Appropriations Unit: Revenue		272,201	363,000	363,000	0	363,000	422,941
Total Funding for Reporting Unit		272,201	363,000	363,000	0	363,000	422,941

Total Expenses for Reporting Unit	2,252,712	2,467,995	2,197,995	985,201	2,342,010	2,425,702
Total Revenue for Reporting Unit	(489,721)	(873,700)	(603,700)	(37,884)	(862,400)	(714,141)
Total Levy for Reporting Unit	1,762,991	1,594,295			1,479,610	1,711,561

CIRCUIT COURT

ACTIVITIES

The Judicial Branch is a third branch of government, separate, but not subservient. It is the goal of all who work within the justice system to see that the aims of justice are accomplished.

The Clerk of Circuit Court is elected to the office in a countywide election and is responsible for certain mandated functions and coordination of Circuit Court functions throughout the judicial system.

Eight branches of court plus three full-time court commissioners process all of the cases. Forty-three positions service these courts. Personnel keep the court records, clerk for hearings, calendar for courts, collect monies, manage the jury system and act as the general reception area.

The Circuit Court budget is responsible for payment of court ordered activities such as doctor exams, appointed attorneys fees, witness fees, interpreter costs as required by the statutes, bailiff salaries, guardian ad litem fees, and court personnel to manage the courts daily duties. The budget appropriation pilot project to reduce levy dollars in the budgetary process, while allowing us the flexibility to pay the bills that are received, has been in place for many years with great success in reducing the actual levy dollars that are budgeted for Circuit Court as well as allowing for administrative efficiencies.

GOALS AND OBJECTIVES

Automation has streamlined case management for the courts. The courthouse remodeling has improved working conditions and customer service. Continued updating and maintenance of the building is necessary to ensure efficient management of courthouse activities.

In the year 2023 the Court accomplished the following:

1. Remote hearings by phone and ZOOM remained in place and aided in the resolution of cases. This process was vitally important with in-custody defendants that resulted in cost savings for prisoner transportation.
2. Continued policies regarding waiver of fees, and orders for monthly payments of attorney and guardian ad litem fees in ongoing cases.
3. Conversion of debts from private collection to State Debt Collection agency.
4. Continued conversion of existing paper files to electronic format.
5. Continued small claims mediation services.
6. Continued use of video conferencing regarding wards at locations out of county in ME/Chapter 51 cases.
7. Continued Veteran's Treatment Court and Drug Treatment Court

In the year 2024, the Court wants to do the following:

1. Continue collection efforts for Circuit Court revenue through use of payment plans for advocate counsel and guardian ad litem fees prior to trial.
2. Continue collection efforts for past due fines and costs with State Debt Collection program
3. Continue working on conversion of paper files to electronic format in accordance with CCAP guidelines.
4. Continue to address file and exhibit storage needs and requirements and maintain Supreme Court retention requirement standards.
5. Review of microfilm and microfiche court files for retention purposes and convert to digital media when necessary.
6. Continue use of Guardian ad Litem attorneys on contract to efficiently assist the judiciary in evaluating cases and parties.
7. Continue to offer small claims mediation services.
8. Continue to work with judges and court commissioners to improve all court operations where necessary.
9. Allow use of video conferencing and ZOOM appearances for statutorily allowed proceedings as needed.

All of this will help the courts function efficiently, and collaborate with other county and state agencies to conserve resources, in a manner that effectively serves the public.

CIRCUIT COURT

POSITION TITLE	GRADE	2020	2021	2022	2023	2024
----------------	-------	------	------	------	------	------

ADMINISTRATIVE

CLERK OF COURTS	ELECTED	1.00	1.00	1.00	1.00	1.00
-----------------	---------	------	------	------	------	------

AREA TOTAL		1.00	1.00	1.00	1.00	1.00
-------------------	--	-------------	-------------	-------------	-------------	-------------

RECORDS

MANAGER, COURT SERVICES	E09	1.00	1.00	1.00	1.00	1.00
JUDICIAL ASSISTANT	NE09	11.00	11.00	11.00	11.00	11.00
DEPUTY COURT CLERK, SR	NE08	3.00	3.00	3.00	3.00	3.00

AREA TOTAL		15.00	15.00	15.00	15.00	15.00
-------------------	--	--------------	--------------	--------------	--------------	--------------

PROBATE

REGISTER IN PROBATE	E07	1.00	1.00	1.00	1.00	1.00
DEPUTY COURT CLERK, SR	NE08	2.00	3.00	3.00	3.00	3.00
DEPUTY COURT CLERK	NE07	1.00	0.00	0.00	0.00	0.00

AREA TOTAL		4.00	4.00	4.00	4.00	4.00
-------------------	--	-------------	-------------	-------------	-------------	-------------

FISCAL

FISCAL SERVICES MANAGER - CIR CT	E10	1.00	1.00	1.00	1.00	1.00
ACCOUNTANT	NE11	1.00	1.00	1.00	1.00	1.00
DEPUTY COURT CLERK, SR	NE08	10.00	10.00	10.00	10.00	10.00
DEPUTY COURT CLERK	NE07	3.00	3.00	3.00	3.00	3.00

AREA TOTAL		15.00	15.00	15.00	15.00	15.00
-------------------	--	--------------	--------------	--------------	--------------	--------------

FAMILY COURT COMMISSIONER

CIRCUIT COURT COMMISSIONER	E14	1.00	1.00	1.00	1.00	1.00
JUDICIAL ASSISTANT	NE09	2.00	2.00	2.00	2.00	2.00
DEPUTY COURT CLERK, SR	NE08	3.00	3.00	3.00	3.00	3.00

AREA TOTAL		6.00	6.00	6.00	6.00	6.00
-------------------	--	-------------	-------------	-------------	-------------	-------------

JUDICIAL COURT COMMISSIONER

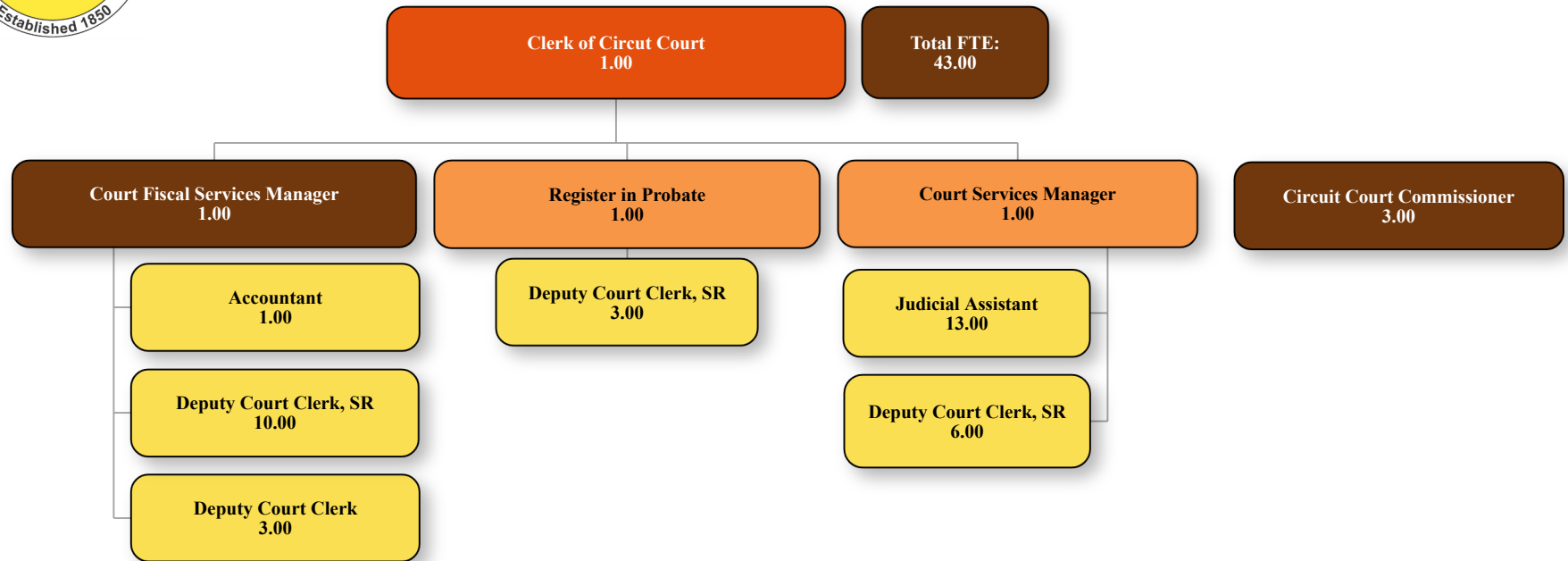
CIRCUIT COURT COMMISSIONER	E14	2.00	2.00	2.00	2.00	2.00
----------------------------	-----	------	------	------	------	------

AREA TOTAL		2.00	2.00	2.00	2.00	2.00
-------------------	--	-------------	-------------	-------------	-------------	-------------

DIVISION TOTAL		43.00	43.00	43.00	43.00	43.00
-----------------------	--	--------------	--------------	--------------	--------------	--------------



County of Kenosha Circuit Court



DEPT/DIV: LAW ENFORCEMENT - CIRCUIT COURT

	(1) 2022 Actual	(2) 2023 Adopted Budget	(3) 2023 Budget Adopted & Modified 6/30	(4) 2023 Actual as of 6/30	(5) 2023 Projected at 12/31	(6) 2024 Adopted Operating and Capital Budget
Personnel	3,786,421	3,937,860	3,937,860	1,759,857	3,870,531	4,098,250
Contractual	1,316,353	1,347,155	1,347,155	843,493	1,483,828	1,500,180
Supplies	49,599	64,850	64,850	36,115	65,870	64,850
Fixed Charges	33,827	28,579	28,579	28,579	28,579	32,257
Total Expenses for Reporting Unit	5,186,200	5,378,444	5,378,444	2,668,043	5,448,808	5,695,537
Total Revenue for Reporting Unit	(3,181,863)	(3,337,145)	(3,337,145)	(1,501,977)	(3,470,286)	(3,724,245)
Total Levy for Reporting Unit	2,004,338	2,041,299			1,978,522	1,971,292

DEPT/DIV: LAW ENFORCEMENT - CIRCUIT COURT

REPORTING UNIT: CIRCUIT COURT

FUND: 100 DIVISION - SUBDIVISION #: 350-3510

		(1)	(2)	(3)	(4)	(5)	(6)
		2022	2023	2023 Budget	2023	2023	2024 Adopted
Account Description:	Account	Actual	Adopted Budget	Adopted & Modified 6/30	Actual as of 6/30	Projected at 12/31	Operating and Capital Budget
SALARIES	511100	2,422,684	2,519,838	2,519,838	1,130,415	2,449,233	2,648,703
BAILIFF SALARIES	511110	183,485	182,400	182,400	95,169	190,337	196,000
SALARIES-OVERTIME	511200	37,036	32,000	32,000	22,116	42,000	32,000
SALARIES-TEMPORARY	511500	0	68,000	68,000	0	67,900	68,000
FICA	515100	193,626	214,172	214,172	91,036	213,700	225,069
RETIREMENT	515200	157,016	173,525	173,525	76,415	171,934	181,790
MEDICAL INSURANCE	515400	782,216	736,540	736,540	336,716	723,939	736,540
LIFE INSURANCE	515500	7,156	6,893	6,893	3,498	6,996	6,593
WORKERS COMPENSATION	515600	3,201	4,492	4,492	4,492	4,492	3,555
Appropriations Unit: Personnel		3,786,421	3,937,860	3,937,860	1,759,857	3,870,531	4,098,250
DATA PROCESSING COSTS	521400	10,186	9,500	9,500	4,624	11,338	12,000
OTHER PROFESSIONAL SERVICES	521900	28,644	120,000	120,000	14,272	31,000	121,170
PROF SVCS-COURT COMMISSIONERS	521901	25,550	0	0	12,075	31,000	0
PROF SVCS-MEDIATION	521905	51,165	0	0	23,910	56,000	0
PROF SVCS-OTHER	521909	5,167	0	0	410	2,000	0
TELECOMMUNICATIONS	522500	97	200	200	38	200	200
OFFICE MACHINES	524200	0	1,000	1,000	0	1,000	1,000
TRANSCRIPTS	525100	7,356	13,000	13,000	4,400	11,600	13,000
JURORS FEES	527100	0	132,000	132,000	0	0	162,000
JURORS FEES-PERDIEM	527101	65,720	0	0	44,000	88,000	0
JURORS FEES-MILEAGE	527102	64,863	0	0	46,686	93,372	0
JURY EXPENSE	527150	0	4,500	4,500	0	5,000	5,850
JURY EXPENSE BR 1	527151	654	0	0	434	0	0
JURY EXPENSE BR 2	527152	1,049	0	0	834	0	0
JURY EXPENSE BR 3	527153	396	0	0	199	0	0
JURY EXPENSE BR 4	527154	261	0	0	771	0	0
JURY EXPENSE BR 6	527156	0	0	0	175	0	0
JURY EXPENSE BR 7	527157	404	0	0	254	0	0
JURY EXPENSE-SUPPLIES	527159	31	0	0	167	0	0
WITNESS FEES	527200	3,250	3,000	3,000	0	3,000	3,000
INTERPRETERS EXPENSE	527230	205,843	132,000	132,000	103,871	218,014	215,000
DOCTOR FEES	527300	92,906	233,000	233,000	76,396	12,000	220,000
DOCTOR FEES-CI	527301	5,975	0	0	10,000	26,000	0

DOCTOR FEES-CRIMINAL	527302	15,777	0	0	12,965	13,000	0
DOCTOR FEES-GUARDIAN	527303	11,309	0	0	5,985	23,000	0
DOCTOR FEES-JUVENILE	527304	13,249	0	0	11,251	123,000	0
GUARDIAN AD LITEM FEE	527500	8	426,395	426,395	9	9	443,000
GAL 767CH	527502	2,270	0	0	0	0	0
GAL 880GN	527503	6,997	0	0	3,170	15,300	0
GAL FEES CONTRACTS	527504	397,148	0	0	243,466	408,395	0
GAL FEES OTHER	527505	10,281	0	0	20	40	0
ATTORNEY FEES-MENTAL	527600	0	270,000	270,000	0	0	301,400
ATTORNEY FEES-CRIMINAL	527602	260,826	0	0	178,584	226,000	0
ATTORNEY FEES-GUARDIANSHIP	527603	4,190	0	0	2,375	8,000	0
ATTORNEY FEES-JUVENILE	527604	21,518	0	0	32,502	60,000	0
ATTORNEY FEES-OTHER	527605	3,265	0	0	9,649	15,000	0
MISC CONTRACTUAL SERVICES	529900	0	2,560	2,560	0	2,560	2,560
Appropriations Unit: Contractual		1,316,353	1,347,155	1,347,155	843,493	1,483,828	1,500,180
FURN/FIXTURE>\$100<\$5000	530010	0	3,500	3,500	0	3,500	3,500
OFFICE SUPPLIES	531200	30,153	31,500	31,500	17,314	31,420	33,000
PRINTING/DUPLICATION	531300	6,265	9,000	9,000	7,943	9,000	9,000
SUBSCRIPTIONS	532200	3,137	5,000	5,000	5,755	6,100	3,500
MILEAGE & TRAVEL	533900	2,036	3,000	3,000	1,406	3,000	3,000
OTHER OPERATING SUPPLIES	534900	0	0	0	(26)	0	0
STAFF DEVELOPMENT	543340	8,009	12,850	12,850	3,723	12,850	12,850
Appropriations Unit: Supplies		49,599	64,850	64,850	36,115	65,870	64,850
PUBLIC LIABILITY INSURANCE	551300	32,777	27,529	27,529	27,529	27,529	31,207
SECURITIES BONDING	552300	1,050	1,050	1,050	1,050	1,050	1,050
Appropriations Unit: Fixed Charges		33,827	28,579	28,579	28,579	28,579	32,257
Total Expense for Reporting Unit		5,186,200	5,378,444	5,378,444	2,668,043	5,448,808	5,695,537

REPORTING UNIT:	REVENUE: CIRCUIT COURT
FUND: 100	DIVISION - SUBDIVISION #: 350-3510

Account Description:	Account	(1)	(2)	(3)	(4)	(5)	(6)
		2022 Actual	2023 Adopted Budget	2023 Budget Adopted & Modified 6/30	2023 Actual as of 6/30	2023 Projected at 12/31	2024 Adopted Operating and Capital Budget
SALE OF LEGAL BLANKS	441220	0	0	0	0	0	0
IV-E REVENUE	443150	43,852	60,000	60,000	15,238	60,000	60,000
CHILD SUPPORT REVENUE	443450	494,304	620,000	620,000	126,693	560,000	560,000
INTERPRETER REVENUE	443560	212	0	0	0	0	0
COUNTY ORDINANCE FINES	445020	73,987	117,000	117,000	107,568	108,000	108,000

IGNITION DEVICE SURCHARGE	445025	13,679	14,000	14,000	5,828	11,400	14,000
PENAL FINES FOR COUNTY	445040	17,011	18,000	18,000	6,693	17,111	18,000
MOTOR TRAFFIC FINES	445060	93,004	97,000	97,000	73,354	105,000	105,000
OVERLOAD FINES FOR COUNTY	445080	5,964	8,000	8,000	2,480	5,800	5,800
BOND DEFAULTS FOR COUNTY	445100	301,508	180,000	180,000	140,915	240,000	280,000
RESTITUTION SURCHARGE-5%	445150	10,767	11,500	11,500	5,540	11,500	11,500
RESTITUTION ASSESSMENT-10%	445200	45,073	55,000	55,000	17,335	38,175	45,000
COUNTY CLERK FEES	445500	18,460	16,000	16,000	6,980	14,000	16,000
COURT FEES/COSTS	445590	165,606	205,000	205,000	77,945	195,000	205,000
COURTS ADMIN. REVENUE	445600	82,313	103,000	103,000	53,173	125,000	115,000
COURT FEES	445630	177,567	180,000	180,000	76,625	180,000	180,000
PROBATE FEES	445640	65,363	53,000	53,000	19,752	48,000	53,000
GAL REIMBURSEMENT	445650	162,632	258,645	258,645	64,920	258,000	258,645
COURT SUPPORT GRANT	445670	1,006,452	1,010,000	1,010,000	391,266	1,010,000	1,010,000
FAMILY COURT MEDIATION	446300	26,745	42,000	42,000	14,109	42,000	42,000
JOINT CUSTODY FEES	446310	18,711	19,000	19,000	7,304	17,300	17,300
INT. COURTS INVESTMENT	448120	358,413	270,000	270,000	288,259	424,000	620,000
PRIOR YEAR REVENUE	448600	240	0	0	0	0	0
Appropriations Unit: Revenue		3,181,863	3,337,145	3,337,145	1,501,977	3,470,286	3,724,245
Total Funding for Reporting Unit		3,181,863	3,337,145	3,337,145	1,501,977	3,470,286	3,724,245

Total Expenses for Reporting Unit	5,186,200	5,378,444	5,378,444	2,668,043	5,448,808	5,695,537
Total Revenue for Reporting Unit	(3,181,863)	(3,337,145)	(3,337,145)	(1,501,977)	(3,470,286)	(3,724,245)
Total Levy for Reporting Unit	2,004,338	2,041,299			1,978,522	1,971,292

JUVENILE COURT INTAKE SERVICES

Court Attached Agency

MISSION STATEMENT

It is the mission of Kenosha County Juvenile Court Intake Services (JCIS) to act as the gatekeeper for the Juvenile Court by *independently* assessing all cases that come within the jurisdiction of the Court. Intake Workers are required to be available 24/7 (year round), to respond to situations that require court intervention, screening and assessment. The types of cases that are included in this process are children in need of protection and services (CHIPS), and juveniles, either delinquent (DELINQ) or in need of protection and services (JIPS). The department operates the following three main program areas that are all mandated by Wisconsin Statutes in Chapters 48 (Children's Code) and 938 (Juvenile Justice Code).

❖ **Court Referrals:**

JCI receives court referrals from all area law enforcement agencies, the Division of Children and Family Services, local school districts and other sources. On an annual basis, JCIS processes approximately 800 court referrals. Upon receipt of court referral, an Intake Worker attempts to meet in person with the juvenile and their family and makes a recommendation to the District Attorney's office concerning each case processed. Recommendations are divided into two categories: informal/diversion recommendations and formal/petition requests. By diverting cases from Court, an Intake Worker most often enters into Deferred Prosecution Agreements with families and the matters are then maintained outside of the formal court system. For those cases that cannot be diverted, the Intake Worker recommends that a formal petition be filed in Juvenile Court. The goal of JCIS is to divert at least 60% of the incoming referrals from formal court action.

❖ **Custody Intake:**

Custody Intake Workers respond 24/7 by phone and in person to physical custody requests from area law enforcement agencies, the Division of Children and Family Services and Juvenile Crisis. On an annual basis Juvenile Intake Services screens approximately 600 requests for physical custody and on behalf of the court, authorizes approximately 50% of those for court ordered placement. If an intake worker authorizes a physical custody request, he/she responds in person and takes temporary physical custody of the child/juvenile and places him/her in secure custody or in non-secure custody (such as in foster care, shelter care, relative, non-relative care). An emergency court hearing is conducted the next business day to review the order and the placement. The court intake worker is responsible for providing the court with the necessary findings under Federal Law to continue the child/juvenile outside of his/her home.

❖ **Restitution and Community Service Work Program:**

JCIS is responsible for working with all victims of juvenile crime. The office is statutorily responsible for victim rights notification, informing updates and progress

throughout cases. JCIS works closely with victims impacted financially as a result of a juvenile crime to try and make them whole. JCIS also manages the juvenile Community Service Work and Restitution program. Approximately 150 informal and court ordered cases are referred to this JCIS program annually by Judges and Court Intake Workers. Youth who are referred to the program are matched with a worksite to complete their obligations. The program is responsible for determining restitution, monitoring a juvenile's compliance levels with the program and disbursing restitution when ordered.

GOALS AND OBJECTIVES

- To process all court referrals within the statutory time limits and appropriately divert 60% or more delinquency/JIPS cases from the formal court system.
- To thoroughly screen all requests for custody intake and to detain children and juveniles only when necessary and in the least restrictive type of placement whenever possible and available.
- To assist juveniles in completing their restitution and community service work obligations so that victims may recover their losses.
- To collect and analyze data in program areas, in order to report out findings in the Youth Justice and the Child Welfare reports.

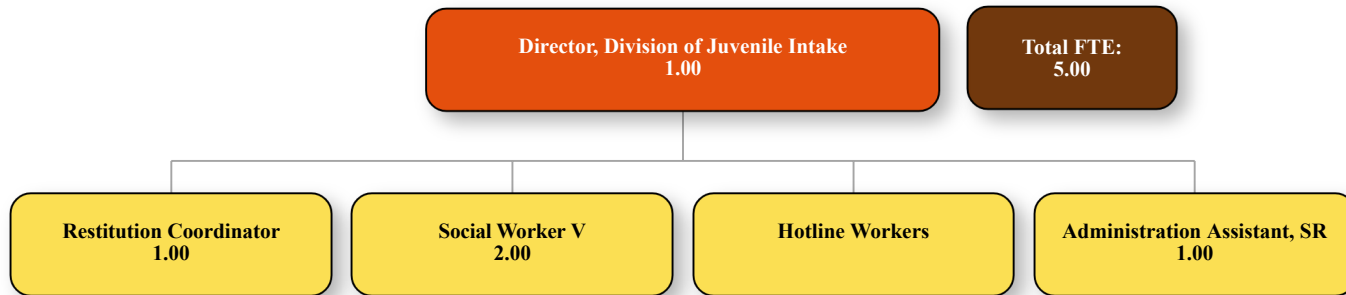
JUVENILE INTAKE

POSITION TITLE	GRADE	2020	2021	2022	2023	2024
DIRECTOR, JUVENILE INTAKE	E12	1.00	1.00	1.00	1.00	1.00
SOCIAL WORKER V	NE14	2.00	2.00	2.00	2.00	2.00
RESTITUTION COORDINATOR	NE09	1.00	1.00	1.00	1.00	1.00
ADMINISTRATIVE ASSISTANT, SR	NE07	1.00	1.00	1.00	1.00	1.00
DIVISION TOTAL		5.00	5.00	5.00	5.00	5.00

* Seasonal, Temporary, and/or Intern employees are no longer be reflected as an FTE count within the Division's budget, effective as of the 2020 budget year. Costs of these positions are entered as a total sum amount in the appropriate main account.



County of Kenosha Juvenile Court Intake Services



DEPT/DIV: LAW ENFORCEMENT - JUVENILE INTAKE SERVICES

	(1)	(2)	(3)	(4)	(5)	(6)
	2022	2023	2023 Budget	2023	2023	2024 Adopted
	Actual	Adopted	Adopted &	Actual	Projected	Operating and
		Budget	Modified 6/30	as of 6/30	at 12/31	Capital Budget
Personnel	560,243	573,134	573,134	273,881	577,236	608,329
Contractual	313,753	498,990	598,990	192,616	455,340	480,675
Supplies	2,776	5,072	5,072	1,390	4,472	4,862
Fixed Charges	8,031	6,841	6,841	6,841	6,841	7,075
Total Expenses for Reporting Unit	884,804	1,084,037	1,184,037	474,728	1,043,889	1,100,941
Total Revenue for Reporting Unit	(19,473)	(24,859)	(124,859)	(2,124)	(3,000)	(3,000)
Total Levy for Reporting Unit	865,331	1,059,178			1,040,889	1,097,941

DEPT/DIV: LAW ENFORCEMENT - JUVENILE INTAKE SERVICES

REPORTING UNIT: JUVENILE INTAKE SERVICES

FUND: 100 DIVISION - SUBDIVISION #: 380-3810

		(1)	(2)	(3)	(4)	(5)	(6)
		2022	2023	2023 Budget	2023	2023	2024 Adopted
Account Description:	Account	Actual	Adopted Budget	Adopted & Modified 6/30	Actual as of 6/30	Projected at 12/31	Operating and Capital Budget
SALARIES	511100	369,034	386,982	386,982	178,643	388,982	417,280
SALARIES-OVERTIME	511200	5,307	6,000	6,000	2,759	6,000	6,000
INTERNS	514500	0	0	0	0	0	3,600
FICA	515100	27,241	30,064	30,064	13,211	30,064	32,274
RETIREMENT	515200	23,100	24,989	24,989	11,620	24,989	27,088
MEDICAL INSURANCE	515400	125,550	113,470	113,470	56,735	115,538	113,470
LIFE INSURANCE	515500	1,825	1,688	1,688	972	1,722	1,934
WORKERS COMPENSATION	515600	8,187	9,941	9,941	9,941	9,941	6,683
Appropriations Unit: Personnel		560,243	573,134	573,134	273,881	577,236	608,329
OTHER PROFESSIONAL SERVICES	521900	309,532	493,000	593,000	191,233	450,000	475,000
TELECOMMUNICATIONS	522500	1,496	1,340	1,340	358	1,340	1,340
PAGER SERVICE	522510	1,333	1,500	1,500	713	1,500	1,500
DIRECT LABOR EXPENSE	529910	1,392	3,150	3,150	312	2,500	2,835
Appropriations Unit: Contractual		313,753	498,990	598,990	192,616	455,340	480,675
OFFICE SUPPLIES	531200	1,132	1,257	1,257	642	1,257	1,257
PRINTING/DUPLICATION	531300	582	1,000	1,000	560	1,000	1,000
MILEAGE & TRAVEL	533900	825	2,100	2,100	35	1,500	1,890
STAFF DEVELOPMENT	543340	237	715	715	152	715	715
Appropriations Unit: Supplies		2,776	5,072	5,072	1,390	4,472	4,862
PUBLIC LIABILITY INSURANCE	551300	7,431	6,241	6,241	6,241	6,241	7,075
OTHER INSURANCE	551900	600	600	600	600	600	0
Appropriations Unit: Fixed Charges		8,031	6,841	6,841	6,841	6,841	7,075
Total Expense for Reporting Unit		884,804	1,084,037	1,184,037	474,728	1,043,889	1,100,941

REPORTING UNIT:	REVENUE: JUVENILE INTAKE SERVICES
FUND: 100	DIVISION - SUBDIVISION #: 380-3810

Account Description:	Account	(1) 2022 Actual	(2) 2023 Adopted Budget	(3) 2023 Budget Adopted & Modified 6/30	(4) 2023 Actual as of 6/30	(5) 2023 Projected at 12/31	(6) 2024 Adopted Operating and Capital Budget
SECURED DETENTION REVENUE	443790	19,473	24,859	24,859	2,124	3,000	3,000
CARRYOVER	449980	0	0	100,000	0	0	0
Appropriations Unit: Revenue		19,473	24,859	124,859	2,124	3,000	3,000
Total Funding for Reporting Unit		19,473	24,859	124,859	2,124	3,000	3,000

Total Expenses for Reporting Unit	884,804	1,084,037	1,184,037	474,728	1,043,889	1,100,941
Total Revenue for Reporting Unit	(19,473)	(24,859)	(124,859)	(2,124)	(3,000)	(3,000)
Total Levy for Reporting Unit	865,331	1,059,178			1,040,889	1,097,941

This page left blank intentionally

KENOSHA JOINT SERVICES



YEAR 2024 BUDGET

Approved by the KJSB
August 22, 2023

SUBMITTED BY

Joshua Nielsen, Director
Stephanie Lorenzo, Assistant Director
Francine Hooper, Finance Assistant
Julie Bach, Human Resource Coordinator

Nikki Beranis, Communications Manager
Maureen Andersen, Records Manager
Patrick Sepanski, Fleet Maintenance Manager
Joshua Radandt, Evidence/Identification Manager

KENOSHA JOINT SERVICES



KENOSHA JOINT SERVICES BOARD (KJSB)

COUNTY REPRESENTATIVES

Supervisor Monica Yuhas, Board Chairperson
County Executive Samantha Kerkman
Supervisor Brian Bashaw

CITY REPRESENTATIVES

City Administrator John Morrissey, Board Vice Chairperson
Police Chief Patrick Patton
District Alderperson Curt Wilson

MEMBER AT LARGE

Colin Hennessey

KENOSHA JOINT SERVICES

Overview

Introduction

Kenosha Joint Services is the result of a combined effort between city and county governments. It was established in 1982 as a separate government agency to provide the public safety support services for the Kenosha City Police and Fire Departments, Kenosha County Sheriff's Department, and various other law enforcement and emergency services agencies.

A Board oversees the operation of Joint Services. It is comprised of seven individuals, three are county government representatives, three are city government representatives, and one is mutually chosen by the Mayor and County Executive. The Board employs a Director who is responsible for the day-to-day operation of Joint Services.

Joint Services is divided into six departments: Administration, Communications, Records, Fleet Maintenance, Evidence/Identification, and Information Technology. The organization is allocated eighty-two employees with the Communications and Records Departments being staffed 24 hours a day, 7 days a week basis.

Purpose

- Manage all 9-1-1 calls and other emergency and non-emergency calls for service for the Kenosha Police and Fire Departments, Kenosha County Sheriff's Department, and county fire and rescue agencies on a 24 hour a day, 7 days a week basis.
- Maintain all records pertaining to arrests, complaints, incidents and investigations for the Police and Sheriff's Departments and provide reports to citizens upon request on a 24 hour a day, 7 days a week basis.
- Provide front counter service in the Public Safety Building.
- Prepare, maintain, and repair the fleet of Police and Sheriff's Department vehicles.
- Perform identification, evidence, photographic processing and maintain property room for the Police and Sheriff's Departments; identify criminals through the use of physical evidence; and testify in court as to the physical evidence of a crime.
- Maintain the public safety software system that provides applications for Joint Services, the Police, Sheriff's, and Fire Departments, along with various interfaces to other systems with which information is exchanged.

KENOSHA JOINT SERVICES

Mission Statement

TO provide support services to the Kenosha Sheriff's Department, Kenosha Police Department, Kenosha Fire Department, and various other law enforcement and emergency services agencies in the form of dispatching, records keeping, evidence/identification functions, and fleet maintenance

TO promote city and county government by being efficient and effective in our services through thorough knowledge of the job, proactive planning, and professionalism in the performance of duties

TO enhance the performance of the services provided by the agencies we support by being cooperative, promotive, and involved in mutual planning processes

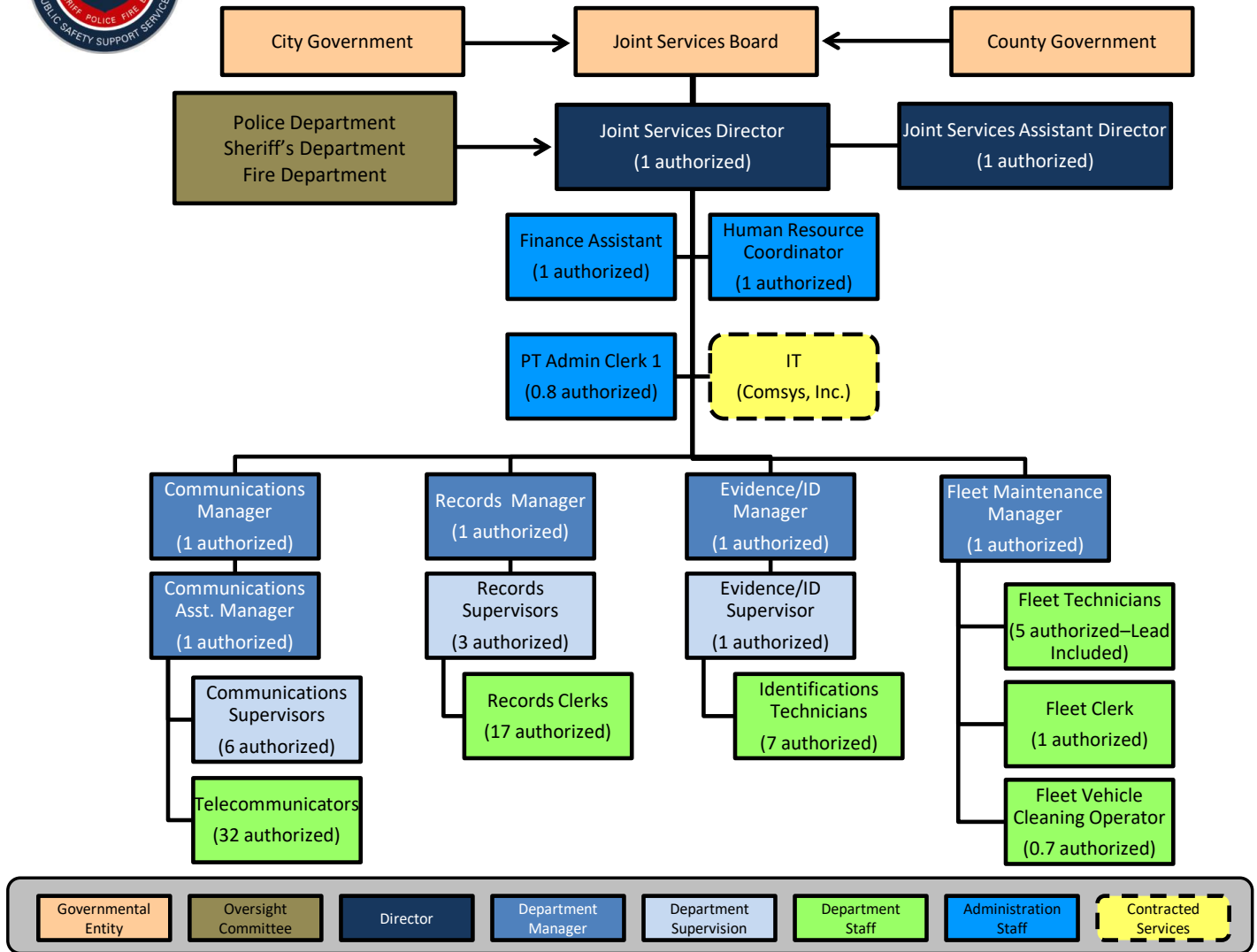
TO share in the concerns of the community by providing service to the citizens in a respectful manner and by offering information, guidance, and direction where possible

TO develop Joint Services employees into a team of working professionals by fostering an atmosphere of mutual respect, support, cooperation, and loyalty

KENOSHA JOINT SERVICES



Kenosha Joint Services—Organizational Chart



KENOSHA JOINT SERVICES

Authorized Full and Part-time Positions

Administration Department

(1) Director
(1) Assistant Director
(1) Finance Assistant
(1) Human Resource Coordinator
(1) Part-time Admin Clerk (0.8)

Communications Department

(1) Manager
(1) Assistant Manager
(6) Supervisors
(32) Dispatchers

Records Department

(1) Manager
(3) Supervisors
(17) Records Clerks

Fleet Maintenance Department

(1) Manager
(1) Fleet Maintenance Clerk
(5) Automotive Technicians
(1) Part-time Car Washer (0.7)

Evidence/Identification Department

(1) Manager
(1) Supervisor
(7) Identification Technicians

Total staffing: 83 positions

DEPT/DIV: LAW ENFORCEMENT - KENOSHA JOINT SERVICES

	(1) 2022 Actual	(2) 2023 Adopted Budget	(3) 2023 Budget Adopted & Modified 6/30	(4) 2023 Actual as of 6/30	(5) 2023 Projected at 12/31	(6) 2024 Adopted Operating and Capital Budget
Contractual	5,015,182	5,085,903	5,048,403	3,353,102	5,048,403	5,433,209
Outlay	177,711	33,000	309,934	31,691	309,934	355,000
Total Expenses for Reporting Unit	5,192,893	5,118,903	5,358,337	3,384,793	5,358,337	5,788,209
Total Revenue for Reporting Unit	(95,000)	(70,500)	(309,934)	0	(33,000)	(380,000)
Total Levy for Reporting Unit	5,097,893	5,048,403			5,325,337	5,408,209

DEPT/DIV: LAW ENFORCEMENT - KENOSHA JOINT SERVICES

REPORTING UNIT: KENOSHA JOINT SERVICES

FUND: 100 DIVISION - SUBDIVISION #: 280-2810

		(1)	(2)	(3)	(4)	(5)	(6)
		2022	2023	2023 Budget	2023	2023	2024 Adopted
Account Description:	Account	Actual	Adopted Budget	Adopted & Modified 6/30	Actual as of 6/30	Projected at 12/31	Operating and Capital Budget
JOINT SERVICES EXPENSE	529980	5,015,182	5,085,903	5,048,403	3,353,102	5,048,403	5,433,209
Appropriations Unit:	Contractual	5,015,182	5,085,903	5,048,403	3,353,102	5,048,403	5,433,209
Total Expense for Reporting Unit		5,015,182	5,085,903	5,048,403	3,353,102	5,048,403	5,433,209

REPORTING UNIT: KENOSHA JOINT SERVICES - CAPITAL

FUND: 411 DIVISION - SUBDIVISION #: 280-2830

		(1)	(2)	(3)	(4)	(5)	(6)
		2022	2023	2023 Budget	2023	2023	2024 Adopted
Account Description:	Account	Actual	Adopted Budget	Adopted & Modified 6/30	Actual as of 6/30	Projected at 12/31	Operating and Capital Budget
COMPUTER - MISCELLANEOUS	581700	177,711	33,000	309,934	31,691	309,934	355,000
Appropriations Unit:	Outlay	177,711	33,000	309,934	31,691	309,934	355,000
Total Expense for Reporting Unit		177,711	33,000	309,934	31,691	309,934	355,000

REPORTING UNIT: REVENUE: KENOSHA JOINT SERVICES

FUND: 100 DIVISION - SUBDIVISION #: 280-2810

		(1)	(2)	(3)	(4)	(5)	(6)
		2022	2023	2023 Budget	2023	2023	2024 Adopted
Account Description:	Account	Actual	Adopted Budget	Adopted & Modified 6/30	Actual as of 6/30	Projected at 12/31	Operating and Capital Budget
ARPA FEDERAL GRANT	443293	0	37,500	0	0	0	25,000
Appropriations Unit:	Revenue	0	37,500	0	0	0	25,000
Total Funding for Reporting Unit		0	37,500	0	0	0	25,000

REPORTING UNIT:	REVENUE: KENOSHA JOINT SERVICES - CAPITAL
FUND: 411	DIVISION - SUBDIVISION #: 280-2830

		(1)	(2)	(3)	(4)	(5)	(6)
		2022	2023	2023 Budget	2023	2023	2024 Adopted
Account Description:	Account	Actual	Adopted	Adopted &	Actual	Projected	Operating and
			Budget	Modified 6/30	as of 6/30	at 12/31	Capital Budget
BONDING	440000	95,000	33,000	33,000	0	33,000	355,000
CARRYOVER	449980	0	0	276,934	0	0	0
Appropriations Unit: Revenue		95,000	33,000	309,934	0	33,000	355,000
Total Funding for Reporting Unit		95,000	33,000	309,934	0	33,000	355,000

Total Expenses for Reporting Unit	5,192,893	5,118,903	5,358,337	3,384,793	5,358,337	5,788,209
Total Revenue for Reporting Unit	(95,000)	(70,500)	(309,934)	0	(33,000)	(380,000)
Total Levy for Reporting Unit	5,097,893	5,048,403			5,325,337	5,408,209

This page left blank intentionally

DIVISION OF FACILITIES

MISSION STATEMENT

It is the mission of the Kenosha County Facilities Division to improve all building and grounds maintenance operations, minimize operating costs and provide a clean, safe and productive work environment for staff and the public by pursuing the following ideas:

- **Selective Technological Application:** We are committed to investigating, recommending and implementing process/equipment technologies that will improve service quality/productivity and decrease maintenance/energy costs.
- **Work Process Definition:** To ensure consistent levels of service quality and productivity we will work to define and continuously improve our facilities maintenance work processes.
- **Customer Service:** We will work cooperatively with our customers to understand their needs and organize/develop our available resources (staff, equipment and supplies) and meet their expectations.
- **Proactive Approach to Building Maintenance:** Recognizing the cost-effectiveness of preventative maintenance – a culture will be developed within the Division that fosters a proactive approach to maintenance. Structured approaches for potential problem early-detection and resolution will be developed and utilized.
- **Sustainable Approach to Facilities Design and Maintenance:** Recognizing our visibility and responsibility in the Community to develop and maintain cost-effective, environmentally-friendly, energy efficient facilities – we will develop facilities design and maintenance programs consistent with these ideals.

Kenosha County's Facilities Division is committed to pursuing the continuous improvement of the methods we employ for building and grounds design and maintenance. The Division exists to cost-effectively protect and maximize the useful life of the public's capital investments while providing a secure, productive and energy efficient work environment.

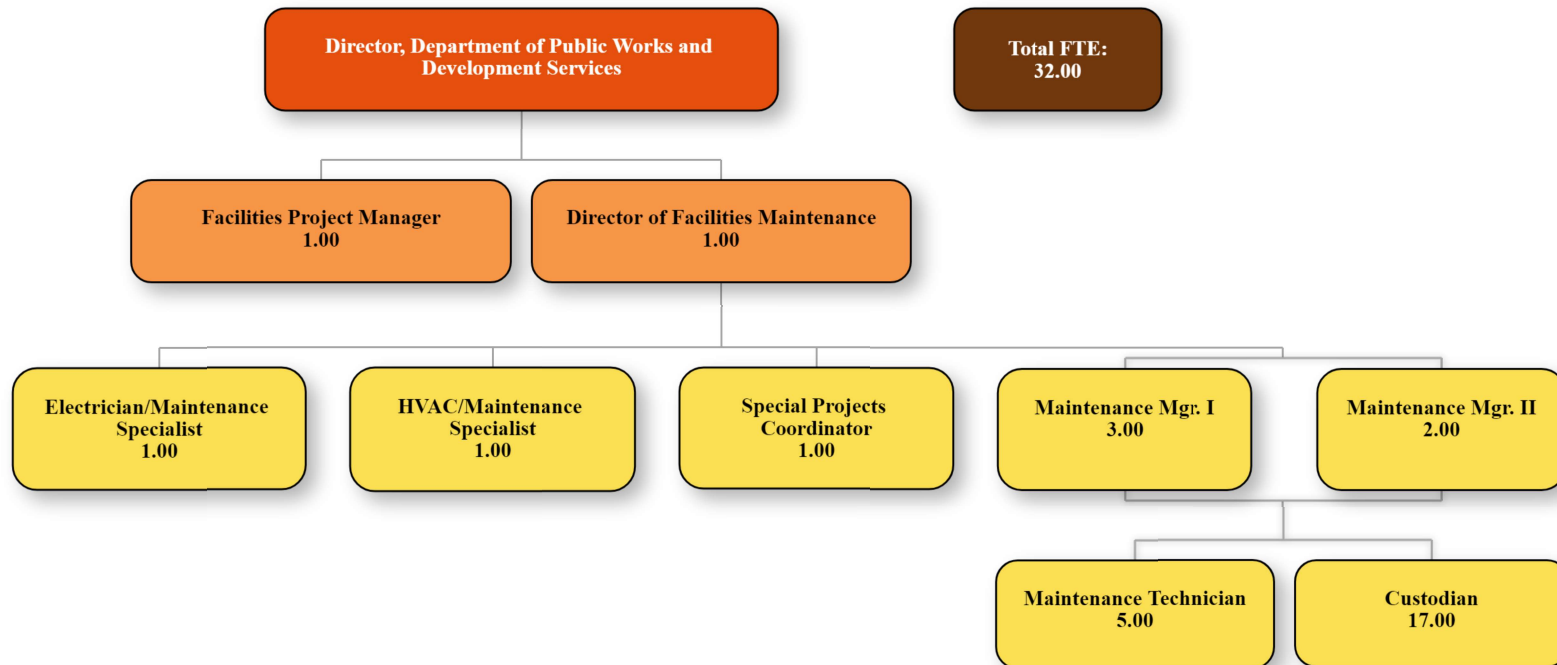
PUBLIC WORKS & DEVELOPMENT SVS - FACILITIES

POSITION TITLE	GRADE	2020	2021	2022	2023	2024
<u>ADMINISTRATIVE</u>						
DIRECTOR, FACILITIES MAINTENANCE	E12	1.00	1.00	1.00	1.00	1.00
FACILITIES PROJECT MANAGER	E09	0.00	0.00	0.00	1.00	1.00
FACILITIES PROJECT ENGINEER	*E09	1.00	1.00	1.00	0.00	0.00
AREA TOTAL		2.00	2.00	2.00	2.00	2.00
<u>COURTHOUSE/KCDC/KCC/KCAB/PRETRIAL/MOLINARO</u>						
MAINTENANCE MANAGER II	E08	1.00	1.00	1.00	1.00	1.00
MAINTENANCE MANAGER I	E07	2.00	2.00	2.00	2.00	2.00
SPECIAL PROJECTS COORDINATOR	NE11	1.00	1.00	1.00	1.00	1.00
ELECTRICIAN/MAINTENANCE SPECIALIST	NE13	1.00	1.00	1.00	1.00	1.00
HVAC/MAINTENANCE SPECIALIST	NE13	1.00	1.00	1.00	1.00	1.00
MASTER PLUMBER	*NE10	1.00	0.00	0.00	0.00	0.00
MAINTENANCE TECHNICIAN	NE08	3.00	4.00	4.00	4.00	4.00
CUSTODIAN	NE06	6.00	6.00	7.00	7.00	7.00
AREA TOTAL		16.00	16.00	17.00	17.00	17.00
<u>PUBLIC SAFETY BUILDING</u>						
MAINTENANCE MANAGER II	E08	1.00	1.00	1.00	1.00	1.00
MAINTENANCE TECHNICIAN	NE08	1.00	1.00	1.00	1.00	1.00
CUSTODIAN	NE06	7.00	7.00	7.00	7.00	7.00
AREA TOTAL		9.00	9.00	9.00	9.00	9.00
<u>HUMAN SERVICES</u>						
MAINTENANCE MANAGER I	E07	1.00	1.00	1.00	1.00	1.00
CUSTODIAN	NE06	3.00	3.00	3.00	3.00	3.00
AREA TOTAL		4.00	4.00	4.00	4.00	4.00
DIVISION TOTAL		31.00	31.00	32.00	32.00	32.00

* Pay grade not determined by recent classification and compensation study.



County of Kenosha Division of Facilities



DEPT/DIV: PUBLIC WORKS & DEVELOPMENT SERVICES - FACILITIES

	(1) 2022 Actual	(2) 2023 Adopted Budget	(3) 2023 Budget Adopted & Modified 6/30	(4) 2023 Actual as of 6/30	(5) 2023 Projected at 12/31	(6) 2024 Adopted Operating and Capital Budget
Personnel	1,488,415	1,615,616	1,615,616	757,346	1,610,616	1,795,170
Contractual	1,398,333	1,392,750	1,422,750	568,557	1,433,000	1,428,000
Supplies	268,965	271,150	271,150	196,789	271,700	279,000
Fixed Charges	127,878	145,596	145,596	126,887	126,887	149,577
Outlay	2,892,743	4,177,000	8,338,253	989,120	3,132,000	2,530,000
Cost Allocation	0	0	0	0	0	23,000
Total Expenses for Reporting Unit	6,176,333	7,602,112	11,793,365	2,638,699	6,574,203	6,204,747
Total Revenue for Reporting Unit	(2,950,095)	(4,222,000)	(8,313,253)	(104,912)	(2,413,663)	(2,552,000)
Total Levy for Reporting Unit	3,226,238	3,380,112			4,160,540	3,652,747

DEPT/DIV: PUBLIC WORKS & DEVELOPMENT SERVICES - FACILITIES

REPORTING UNIT: FACILITIES

FUND: 100 DIVISION - SUBDIVISION #: 790-7920

		(1)	(2)	(3)	(4)	(5)	(6)
		2022	2023	2023 Budget	2023	2023	2024 Adopted
Account Description:	Account	Actual	Adopted Budget	Adopted & Modified 6/30	Actual as of 6/30	Projected at 12/31	Operating and Capital Budget
SALARIES	511100	955,478	1,029,965	1,029,965	476,392	1,029,965	1,109,353
SALARIES-OVERTIME	511200	23,434	30,000	30,000	17,039	30,000	30,000
SALARIES-TEMPORARY	511500	15,297	35,000	35,000	0	30,000	40,000
FICA	515100	71,407	84,962	84,962	36,176	84,962	90,221
RETIREMENT	515200	53,272	73,332	73,332	32,709	73,332	78,616
MEDICAL INSURANCE	515400	347,461	317,324	317,324	163,011	317,324	347,284
LIFE INSURANCE	515500	1,368	4,179	4,179	2,431	4,179	4,907
WORKERS COMPENSATION	515600	1,113	20,154	20,154	20,154	20,154	21,489
INTERDEPT PERSONNEL CHARGES	519990	19,586	20,700	20,700	9,434	20,700	73,300
Appropriations Unit: Personnel		1,488,415	1,615,616	1,615,616	757,346	1,610,616	1,795,170
UTILITIES	522200	1,013,599	925,000	925,000	385,615	950,000	975,000
TELECOMMUNICATIONS	522500	73,163	80,000	80,000	25,524	80,000	78,000
PAGER SERVICE	522510	0	250	250	0	0	0
GROUNDS IMPROVEMENT	524500	4,825	2,500	2,500	2,648	3,000	5,000
BLDG/EQUIP. MAINTENANCE	524600	258,810	320,000	350,000	146,336	340,000	310,000
MISC CONTRACTUAL SERVICES	529900	35,671	55,000	55,000	4,147	50,000	50,000
Appropriations Unit: Contractual		1,386,068	1,382,750	1,412,750	564,270	1,423,000	1,418,000
MACHY/EQUIP>\$100<\$5000	530050	11,766	13,300	13,300	8,893	13,300	10,500
OFFICE SUPPLIES	531200	2,090	1,250	1,250	1,903	2,000	2,000
MILEAGE & TRAVEL	533900	0	100	100	0	0	0
OTHER OPERATING SUPPLIES	534900	0	0	0	(18)	0	0
MACHY/EQUIPMENT PARTS	535300	4,449	0	0	0	0	0
BLDG. MAINTENANCE/SUPPLIES	535600	240,232	250,000	250,000	184,686	250,000	260,000
SHOP TOOLS	536200	1,687	1,500	1,500	587	1,400	1,500
STAFF DEVELOPMENT	543340	8,740	5,000	5,000	738	5,000	5,000
Appropriations Unit: Supplies		268,965	271,150	271,150	196,789	271,700	279,000
PROPERTY INSURANCE	551100	85,928	108,500	108,500	90,479	90,479	108,500
PUBLIC LIABILITY INSURANCE	551300	35,477	29,796	29,796	29,796	29,796	33,777
BOILER INSURANCE	551500	6,473	7,300	7,300	6,612	6,612	7,300
Appropriations Unit: Fixed Charges		127,878	145,596	145,596	126,887	126,887	149,577
BUILDING IMPROVEMENTS	582200	0	0	0	33	0	0
Appropriations Unit: Outlay		0	0	0	33	0	0

INTERDEPARTMENTAL CHARGES	591000	0	0	0	0	0	23,000
Appropriations Unit:	Cost Allocation	0	0	0	0	0	23,000
Total Expense for Reporting Unit		3,271,326	3,415,112	3,445,112	1,645,324	3,432,203	3,664,747

REPORTING UNIT:	FACILITIES - CIVIC CENTER - ACQUISITION & PARKING EXPANSION						
FUND: 411	DIVISION - SUBDIVISION #: 790-7922						

		(1)	(2)	(3)	(4)	(5)	(6)
		2022	2023	2023 Budget	2023	2023	2024 Adopted
Account Description:	Account	Actual	Adopted Budget	Adopted & Modified 6/30	Actual as of 6/30	Projected at 12/31	Operating and Capital Budget
UTILITIES	522200	12,265	10,000	10,000	4,288	10,000	10,000
Appropriations Unit:	Contractual	12,265	10,000	10,000	4,288	10,000	10,000
Total Expense for Reporting Unit		12,265	10,000	10,000	4,288	10,000	10,000

REPORTING UNIT:	FACILITIES - CAPITAL						
FUND: 411	DIVISION - SUBDIVISION #: 790-7925						

		(1)	(2)	(3)	(4)	(5)	(6)
		2022	2023	2023 Budget	2023	2023	2024 Adopted
Account Description:	Account	Actual	Adopted Budget	Adopted & Modified 6/30	Actual as of 6/30	Projected at 12/31	Operating and Capital Budget
MACHINERY/EQUIPMENT>\$5000	580050	0	40,000	53,490	18,698	25,000	220,000
MOTORIZED VEHICLES>\$5000	581390	0	35,000	35,000	40,165	40,000	0
LAND IMPROVEMENTS	582100	18,097	115,000	115,000	47,519	117,000	0
BUILDING IMPROVEMENTS	582200	2,600,356	3,737,000	7,837,791	877,122	2,900,000	2,040,000
PURCH/PLAN/DESIGN/CONSTRUCT	582250	274,290	250,000	296,972	5,585	50,000	270,000
Appropriations Unit:	Outlay	2,892,743	4,177,000	8,338,253	989,087	3,132,000	2,530,000
Total Expense for Reporting Unit		2,892,743	4,177,000	8,338,253	989,087	3,132,000	2,530,000

REPORTING UNIT:	REVENUE: FACILITIES
FUND: 100	DIVISION - SUBDIVISION #: 790-7920

		(1)	(2)	(3)	(4)	(5)	(6)
		2022	2023	2023 Budget	2023	2023	2024 Adopted
Account Description:	Account	Actual	Adopted Budget	Adopted & Modified 6/30	Actual as of 6/30	Projected at 12/31	Operating and Capital Budget
SALE OF COUNTY PROPERTY	441250	812	0	0	0	0	0
REIMBURSEMENT FOR DAMAGES	446070	6,641	0	0	95,096	98,663	0
PARKING SPACE LEASE	446455	6,782	15,000	15,000	3,239	8,000	12,000
CARRYOVER	449980	0	0	30,000	0	0	0
RESERVES	449990	0	0	0	0	0	220,000
Appropriations Unit: Revenue		14,235	15,000	45,000	98,335	106,663	232,000
Total Funding for Reporting Unit		14,235	15,000	45,000	98,335	106,663	232,000

REPORTING UNIT:	REVENUE: FACILITIES - CIVIC CENTER - ACQUISITION & PARKING EXPANSION
FUND: 411	DIVISION - SUBDIVISION #: 790-7922

		(1)	(2)	(3)	(4)	(5)	(6)
		2022	2023	2023 Budget	2023	2023	2024 Adopted
Account Description:	Account	Actual	Adopted Budget	Adopted & Modified 6/30	Actual as of 6/30	Projected at 12/31	Operating and Capital Budget
GENERAL FUND INTEREST	448110	2,110	0	0	0	0	0
RENTAL INCOME	448550	40,750	30,000	30,000	20,577	30,000	10,000
Appropriations Unit: Revenue		42,860	30,000	30,000	20,577	30,000	10,000
Total Funding for Reporting Unit		42,860	30,000	30,000	20,577	30,000	10,000

REPORTING UNIT:	REVENUE: FACILITIES - CAPITAL
FUND: 411	DIVISION - SUBDIVISION #: 790-7925

		(1)	(2)	(3)	(4)	(5)	(6)
		2022	2023	2023 Budget	2023	2023	2024 Adopted
Account Description:	Account	Actual	Adopted Budget	Adopted & Modified 6/30	Actual as of 6/30	Projected at 12/31	Operating and Capital Budget
BONDING	440000	2,883,000	4,077,000	4,977,000	0	2,277,000	2,310,000
ARPA FEDERAL GRANT	443293	0	100,000	0	0	0	0
DONATIONS	448560	10,000	0	200,000	(14,000)	0	0

CARRYOVER	449980	0	0	3,061,253	0	0	0
Appropriations Unit: Revenue		2,893,000	4,177,000	8,238,253	(14,000)	2,277,000	2,310,000
Total Funding for Reporting Unit		2,893,000	4,177,000	8,238,253	(14,000)	2,277,000	2,310,000

Total Expenses for Reporting Unit	6,176,333	7,602,112	11,793,365	2,638,699	6,574,203	6,204,747
Total Revenue for Reporting Unit	(2,950,095)	(4,222,000)	(8,313,253)	(104,912)	(2,413,663)	(2,552,000)
Total Levy for Reporting Unit	3,226,238	3,380,112			4,160,540	3,652,747

DEPT/DIV: PUBLIC WORKS & DEVELOPMENT SERVICES - FACILITIES - SAFETY BUILDING

	(1) 2022 Actual	(2) 2023 Adopted Budget	(3) 2023 Budget Adopted & Modified 6/30	(4) 2023 Actual as of 6/30	(5) 2023 Projected at 12/31	(6) 2024 Adopted Operating and Capital Budget
Personnel	664,040	681,614	681,614	271,551	681,614	720,766
Contractual	805,980	802,000	802,000	338,483	807,500	831,000
Supplies	94,659	103,000	103,000	55,682	103,500	108,000
Fixed Charges	53,684	61,300	61,300	50,107	61,041	62,823
Outlay	60,808	260,000	1,041,101	124,460	325,000	1,448,000
Total Expenses for Reporting Unit	1,679,171	1,907,914	2,689,015	840,284	1,978,655	3,170,589
Total Revenue for Reporting Unit	(1,231,468)	(1,490,619)	(2,271,720)	(583,246)	(1,470,619)	(2,697,279)
Total Levy for Reporting Unit	447,703	417,295			508,036	473,310

DEPT/DIV: PUBLIC WORKS & DEVELOPMENT SERVICES - FACILITIES - SAFETY BUILDING

REPORTING UNIT: FACILITIES - SAFETY BUILDING

FUND: 100 DIVISION - SUBDIVISION #: 790-7930

		(1)	(2)	(3)	(4)	(5)	(6)
		2022	2023	2023 Budget	2023	2023	2024 Adopted
Account Description:	Account	Actual	Adopted Budget	Adopted & Modified 6/30	Actual as of 6/30	Projected at 12/31	Operating and Capital Budget
SALARIES	511100	411,286	423,809	423,809	165,556	423,809	461,681
SALARIES-OVERTIME	511200	9,961	15,000	15,000	5,582	15,000	15,000
FICA	515100	29,909	33,570	33,570	11,519	33,570	36,465
RETIREMENT	515200	38,702	29,839	29,839	11,637	29,839	32,892
MEDICAL INSURANCE	515400	152,739	160,146	160,146	63,494	160,146	155,876
LIFE INSURANCE	515500	4,625	1,146	1,146	516	1,146	1,029
WORKERS COMPENSATION	515600	8,425	9,204	9,204	9,204	9,204	8,723
INTERDEPT PERSONNEL CHARGES	519990	8,394	8,900	8,900	4,043	8,900	9,100
Appropriations Unit: Personnel		664,040	681,614	681,614	271,551	681,614	720,766
UTILITIES	522200	551,470	525,000	525,000	228,497	540,000	550,000
TELECOMMUNICATIONS	522500	26,526	30,000	30,000	10,826	30,000	30,000
REFUSE PICK-UP	522900	45,111	32,000	32,000	17,109	34,000	38,000
BLDG/EQUIP. MAINTENANCE	524600	146,327	170,000	170,000	67,232	160,000	170,000
MISC CONTRACTUAL SERVICES	529900	2,003	5,000	5,000	0	3,500	5,000
Appropriations Unit: Contractual		771,436	762,000	762,000	323,665	767,500	793,000
MACHY/EQUIP>\$100<\$5000	530050	0	2,500	2,500	2,941	3,000	7,500
BLDG. MAINTENANCE/SUPPLIES	535600	94,659	100,000	100,000	52,741	100,000	100,000
SHOP TOOLS	536200	0	500	500	0	500	500
Appropriations Unit: Supplies		94,659	103,000	103,000	55,682	103,500	108,000
PROPERTY INSURANCE	551100	36,791	47,500	47,500	36,566	47,500	47,500
PUBLIC LIABILITY INSURANCE	551300	13,574	11,400	11,400	11,400	11,400	12,923
BOILER INSURANCE	551500	3,319	2,400	2,400	2,141	2,141	2,400
Appropriations Unit: Fixed Charges		53,684	61,300	61,300	50,107	61,041	62,823
Total Expense for Reporting Unit		1,583,819	1,607,914	1,607,914	701,006	1,613,655	1,684,589

REPORTING UNIT:	FACILITIES - SAFETY BUILDING - EMERGENCY 9-1-1					
FUND: 100	DIVISION - SUBDIVISION #: 790-7931					

		(1)	(2)	(3)	(4)	(5)	(6)
		2022	2023	2023 Budget	2023	2023	2024 Adopted
Account Description:	Account	Actual	Adopted Budget	Adopted & Modified 6/30	Actual as of 6/30	Projected at 12/31	Operating and Capital Budget
TELECOMMUNICATIONS	522500	2,302	0	0	0	0	0
MISC CONTRACTUAL SERVICES	529900	32,242	40,000	40,000	14,818	40,000	38,000
Appropriations Unit:	Contractual	34,544	40,000	40,000	14,818	40,000	38,000
Total Expense for Reporting Unit		34,544	40,000	40,000	14,818	40,000	38,000

REPORTING UNIT:	FACILITIES - SAFETY BUILDING - CAPITAL					
FUND: 411	DIVISION - SUBDIVISION #: 790-7935					

		(1)	(2)	(3)	(4)	(5)	(6)
		2022	2023	2023 Budget	2023	2023	2024 Adopted
Account Description:	Account	Actual	Adopted Budget	Adopted & Modified 6/30	Actual as of 6/30	Projected at 12/31	Operating and Capital Budget
MACHINERY/EQUIPMENT>\$5000	580050	0	0	0	0	0	21,000
BUILDING IMPROVEMENTS	582200	60,808	260,000	697,797	124,460	325,000	1,427,000
Appropriations Unit:	Outlay	60,808	260,000	697,797	124,460	325,000	1,448,000
Total Expense for Reporting Unit		60,808	260,000	697,797	124,460	325,000	1,448,000

REPORTING UNIT:	CAPITAL PROJECTS - PUBLIC SAFETY BUILDING REMODEL					
FUND: 425	DIVISION - SUBDIVISION #: 790-7951					

		(1)	(2)	(3)	(4)	(5)	(6)
		2022	2023	2023 Budget	2023	2023	2024 Adopted
Account Description:	Account	Actual	Adopted Budget	Adopted & Modified 6/30	Actual as of 6/30	Projected at 12/31	Operating and Capital Budget
PURCH/PLAN/DESIGN/CONSTRUCT	582250	0	0	343,304	0	0	0
Appropriations Unit:	Outlay	0	0	343,304	0	0	0
Total Expense for Reporting Unit		0	0	343,304	0	0	0

REPORTING UNIT:	REVENUE: FACILITIES - SAFETY BUILDING					
FUND: 100	DIVISION - SUBDIVISION #: 790-7930					

		(1)	(2)	(3)	(4)	(5)	(6)
		2022	2023	2023 Budget	2023	2023	2024 Adopted
Account Description:	Account	Actual	Adopted Budget	Adopted & Modified 6/30	Actual as of 6/30	Projected at 12/31	Operating and Capital Budget
JAIL TRAFFIC FINES	445030	200,806	225,000	225,000	80,199	205,000	215,000
SAFETY BUILDING MAINTENANCE	445860	897,662	1,005,619	1,005,619	503,048	1,005,619	1,034,279
Appropriations Unit:	Revenue	1,098,468	1,230,619	1,230,619	583,246	1,210,619	1,249,279
Total Funding for Reporting Unit		1,098,468	1,230,619	1,230,619	583,246	1,210,619	1,249,279

REPORTING UNIT:	REVENUE: FACILITIES - SAFETY BUILDING - CAPITAL					
FUND: 411	DIVISION - SUBDIVISION #: 790-7935					

		(1)	(2)	(3)	(4)	(5)	(6)
		2022	2023	2023 Budget	2023	2023	2024 Adopted
Account Description:	Account	Actual	Adopted Budget	Adopted & Modified 6/30	Actual as of 6/30	Projected at 12/31	Operating and Capital Budget
BONDING	440000	133,000	260,000	260,000	0	260,000	1,105,000
CARRYOVER	449980	0	0	437,797	0	0	0
Appropriations Unit:	Revenue	133,000	260,000	697,797	0	260,000	1,105,000
Total Funding for Reporting Unit		133,000	260,000	697,797	0	260,000	1,105,000

REPORTING UNIT:	REVENUE: CAPITAL PROJECTS - PUBLIC SAFETY BUILDING REMODEL					
FUND: 425	DIVISION - SUBDIVISION #: 790-7951					

		(1)	(2)	(3)	(4)	(5)	(6)
		2022	2023	2023 Budget	2023	2023	2024 Adopted
Account Description:	Account	Actual	Adopted Budget	Adopted & Modified 6/30	Actual as of 6/30	Projected at 12/31	Operating and Capital Budget
CARRYOVER	449980	0	0	343,304	0	0	0
RESERVES	449990	0	0	0	0	0	343,000
Appropriations Unit:	Revenue	0	0	343,304	0	0	343,000
Total Funding for Reporting Unit		0	0	343,304	0	0	343,000

Total Expenses for Reporting Unit	1,679,171	1,907,914	2,689,015	840,284	1,978,655	3,170,589
Total Revenue for Reporting Unit	(1,231,468)	(1,490,619)	(2,271,720)	(583,246)	(1,470,619)	(2,697,279)
Total Levy for Reporting Unit	447,703	417,295			508,036	473,310

DEPT/DIV: PUBLIC WORKS & DEVELOPMENT SERVICES - FAC. - HUMAN SERVICES BLDG

	(1) 2022 Actual	(2) 2023 Adopted Budget	(3) 2023 Budget Adopted & Modified 6/30	(4) 2023 Actual as of 6/30	(5) 2023 Projected at 12/31	(6) 2024 Adopted Operating and Capital Budget
Personnel	307,135	278,157	278,157	118,088	278,157	307,608
Contractual	342,353	359,000	359,000	129,097	346,000	361,000
Supplies	32,652	55,000	55,000	23,094	50,000	45,000
Fixed Charges	15,397	22,400	22,400	16,623	16,623	22,400
Outlay	121,134	50,000	890,144	215,280	700,000	1,850,000
Cost Allocation	(689,425)	(714,557)	(714,557)	(143,572)	(690,780)	(736,008)
Total Expenses for Reporting Unit	129,246	50,000	890,144	358,611	700,000	1,850,000
Total Revenue for Reporting Unit	(158,000)	(50,000)	(890,144)	0	(700,000)	(1,850,000)
Total Levy for Reporting Unit	(28,754)	0			0	0

DEPT/DIV: PUBLIC WORKS & DEVELOPMENT SERVICES - FAC. - HUMAN SERVICES BLDG

REPORTING UNIT: FACILITIES - HUMAN SERVICES BUILDING

FUND: 202 DIVISION - SUBDIVISION #: 790-7940

		(1)	(2)	(3)	(4)	(5)	(6)
		2022	2023	2023 Budget	2023	2023	2024 Adopted
Account Description:	Account	Actual	Adopted Budget	Adopted & Modified 6/30	Actual as of 6/30	Projected at 12/31	Operating and Capital Budget
SALARIES	511100	197,800	189,696	189,696	70,784	189,696	200,388
SALARIES-OVERTIME	511200	15,307	12,000	12,000	9,640	12,000	14,000
FICA	515100	15,522	15,430	15,430	5,823	15,430	16,401
RETIREMENT	515200	13,873	13,716	13,716	5,721	13,716	14,793
MEDICAL INSURANCE	515400	64,174	47,110	47,110	25,944	47,110	57,820
LIFE INSURANCE	515500	459	205	205	176	205	320
WORKERS COMPENSATION	515600	0	0	0	0	0	3,886
Appropriations Unit: Personnel		307,135	278,157	278,157	118,088	278,157	307,608
UTILITIES	522200	218,848	225,000	225,000	89,258	220,000	225,000
TELECOMMUNICATIONS	522500	77,726	85,000	85,000	18,726	80,000	85,000
REFUSE PICK-UP	522900	13,569	9,000	9,000	6,595	11,000	11,000
BLDG/EQUIP. MAINTENANCE	524600	32,209	40,000	40,000	14,518	35,000	40,000
Appropriations Unit: Contractual		342,353	359,000	359,000	129,097	346,000	361,000
MACHY/EQUIP>\$100<\$5000	530050	1,110	5,000	5,000	1,470	5,000	0
PERS. PROTECTIVE EQUIPMENT	534640	0	0	0	0	0	0
BLDG. MAINTENANCE/SUPPLIES	535600	31,542	50,000	50,000	21,625	45,000	45,000
Appropriations Unit: Supplies		32,652	55,000	55,000	23,094	50,000	45,000
PROPERTY INSURANCE	551100	15,397	22,400	22,400	16,623	16,623	22,400
Appropriations Unit: Fixed Charges		15,397	22,400	22,400	16,623	16,623	22,400
FIXED ASSETS ACQUISITIONS CONTRA A	583000	(115,018)	0	0	0	0	0
Appropriations Unit: Outlay		(115,018)	0	0	0	0	0
INTERDEPARTMENTAL CHARGES	591000	(689,425)	(714,557)	(714,557)	(143,572)	(690,780)	(736,008)
Appropriations Unit: Cost Allocation		(689,425)	(714,557)	(714,557)	(143,572)	(690,780)	(736,008)
Total Expense for Reporting Unit		(106,906)	0	0	143,331	0	0

REPORTING UNIT:	FACILITIES - HUMAN SERVICES BUILDING - CAPITAL
FUND: 204	DIVISION - SUBDIVISION #: 790-7945

		(1)	(2)	(3)	(4)	(5)	(6)
Account Description:	Account	2022	2023	2023 Budget	2023	2023	2024 Adopted
		Actual	Adopted	Adopted &	Actual	Projected	Operating and
			Budget	Modified 6/30	as of 6/30	at 12/31	Capital Budget
LAND IMPROVEMENTS	582100	115,018	0	0	0	0	0
BUILDING IMPROVEMENTS	582200	121,134	50,000	890,144	215,280	700,000	1,850,000
Appropriations Unit: Outlay		236,152	50,000	890,144	215,280	700,000	1,850,000
Total Expense for Reporting Unit		236,152	50,000	890,144	215,280	700,000	1,850,000

REPORTING UNIT:	REVENUE: FACILITIES - HUMAN SERVICES BUILDING - CAPITAL
FUND: 204	DIVISION - SUBDIVISION #: 790-7945

		(1)	(2)	(3)	(4)	(5)	(6)
Account Description:	Account	2022	2023	2023 Budget	2023	2023	2024 Adopted
		Actual	Adopted	Adopted &	Actual	Projected	Operating and
			Budget	Modified 6/30	as of 6/30	at 12/31	Capital Budget
BONDING	440000	0	50,000	787,188	0	700,000	0
CARRYOVER	449980	0	0	102,956	0	0	0
RESERVES	449990	0	0	0	0	0	1,850,000
OPERATING TRANSFER IN	449991	158,000	0	0	0	0	0
Appropriations Unit: Revenue		158,000	50,000	890,144	0	700,000	1,850,000
Total Funding for Reporting Unit		158,000	50,000	890,144	0	700,000	1,850,000

Total Expenses for Reporting Unit	129,246	50,000	890,144	358,611	700,000	1,850,000
Total Revenue for Reporting Unit	(158,000)	(50,000)	(890,144)	0	(700,000)	(1,850,000)
Total Levy for Reporting Unit	(28,754)	0			0	0

This page left blank intentionally

DIVISION OF GOLF

MISSION STATEMENT

It is the mission of the Kenosha County Golf Division to continually strive for improvement in all golf course operations, minimize operating costs, provide a quality golfing experience and enhance the life quality for our citizens by pursuing the following ideals:

- **Golf as Bridge to Environmental Awareness:** Golf permits people of all ages to play in beautiful outdoor settings, something our fast-paced, technology-centered society has drifted from. Golf can assist in reconnecting us to, and raise our awareness of, our environment.
- **Golf as Life-Long Recreation:** Golf is one of a limited set of activities that can provide both mental and physical benefits from early youth, well into our senior years - enhancing mental/physical condition and overall quality of life.
- **Public/Private Cooperation:** To enhance our local golf economy, we must do our part to promote Kenosha's reputation as a regional golf destination. We will work to encourage golfers from outside our immediate community to sample the many diverse, high-quality and affordable courses Kenosha County is home to.
- **Make Golf Accessible:** With 63 holes and 2 separate facilities - we have the resources for everyone to enjoy golf – from the “first-timer” to the seasoned player. There is community value in providing a full-range of golf opportunities, not only courses that challenge seasoned players, but welcoming and unintimidating options for beginners as well.
- **Youth Participation:** We continue to form partnerships with schools/colleges and community recreational organizations to expose and encourage youth to add golf to their recreation options.

Kenosha County's Golf Course Division is a customer-centered entity, pursuing continuous process improvement in all golf operations, a visible representation of the quality, efficiency, and creativity our community has to offer.

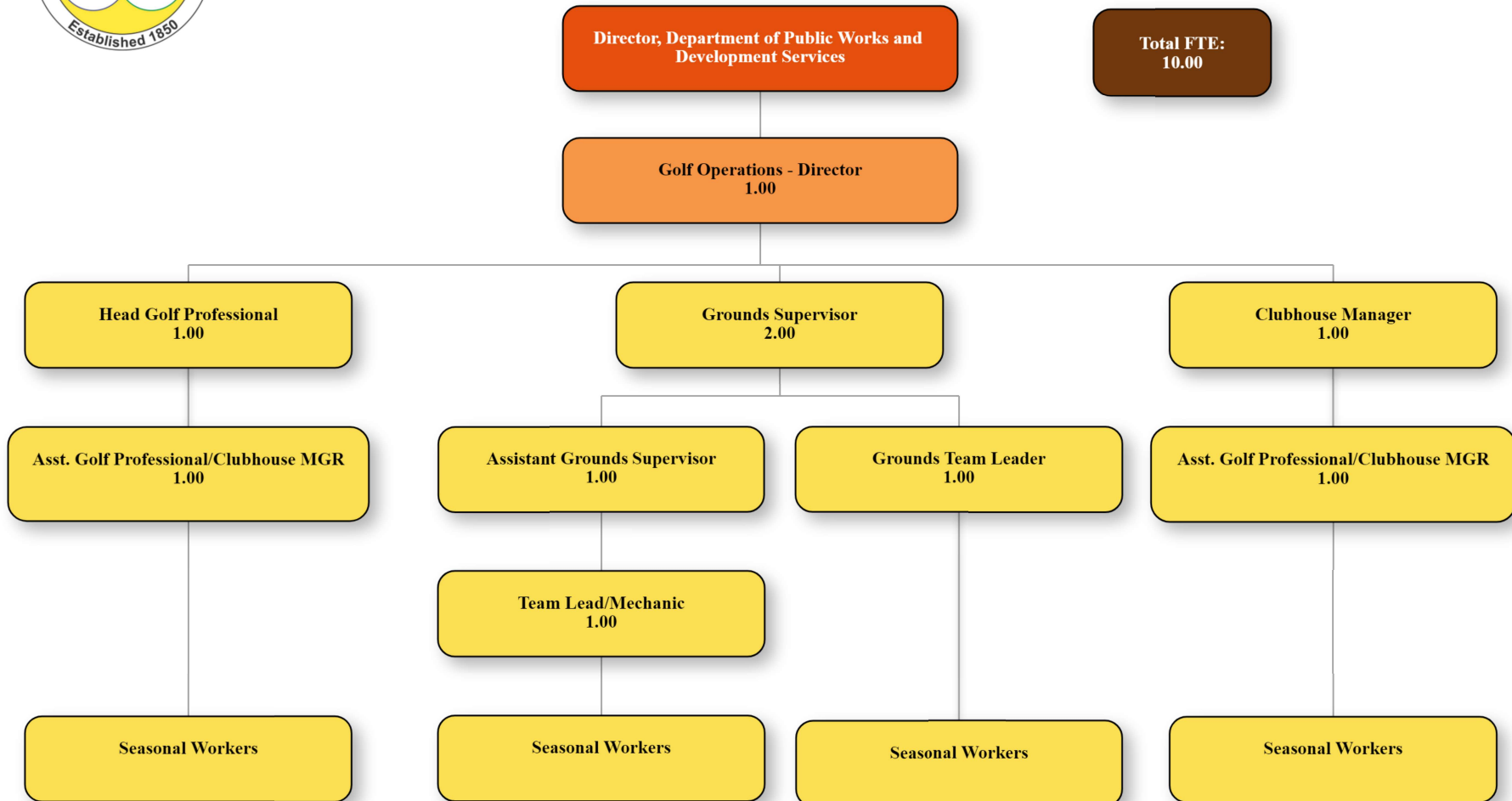
PUBLIC WORKS & DEVELOPMENT SVS - GOLF

POSITION TITLE	GRADE	2020	2021	2022	2023	2024
<u>ADMINISTRATIVE</u>						
GOLF OPERATIONS DIRECTOR	E12	1.00	1.00	1.00	1.00	1.00
AREA TOTAL		1.00	1.00	1.00	1.00	1.00
<u>GOLF</u>						
GROUNDS SUPERVISOR - BRIGHTON DALE	E08	1.00	1.00	1.00	1.00	1.00
GROUNDS SUPERVISOR - PETR. SPRINGS	E07	1.00	1.00	1.00	1.00	1.00
ASSISTANT GROUNDS SUPERVISOR	E05	1.00	1.00	1.00	1.00	1.00
HEAD GOLF PROFESSIONAL	E05	1.00	1.00	1.00	1.00	1.00
GOLF CLUBHOUSE MANAGER	E04	1.00	1.00	1.00	1.00	1.00
ASST GOLF PRO/CLUBHOUSE MGR	E03	0.00	0.00	0.00	0.00	2.00
AREA TOTAL		5.00	5.00	5.00	5.00	7.00
<u>MAINTENANCE</u>						
TEAM LEAD/MECHANIC - BRIGHTON DALE	E04	0.00	0.00	0.00	1.00	1.00
GROUNDS TEAM LEADER - PETR. SPRINGS	E04	1.00	1.00	1.00	1.00	1.00
AREA TOTAL		1.00	1.00	1.00	2.00	2.00
DIVISION TOTAL		7.00	7.00	7.00	8.00	10.00

* Seasonal, Temporary, and/or Intern employees are no longer be reflected as an FTE count within the Division's budget, effective as of the 2020 budget year. Costs of these positions are entered as a total sum amount in the appropriate main account.



County of Kenosha Division of Golf



DEPT/DIV: PUBLIC WORKS & DEVELOPMENT SERVICES - GOLF

	(1) 2022 Actual	(2) 2023 Adopted Budget	(3) 2023 Budget Adopted & Modified 6/30	(4) 2023 Actual as of 6/30	(5) 2023 Projected at 12/31	(6) 2024 Adopted Operating and Capital Budget
Personnel	1,640,613	1,874,492	1,890,492	791,727	1,810,590	2,023,035
Contractual	358,217	343,500	343,500	164,873	359,000	386,000
Supplies	1,200,377	997,450	997,450	771,930	1,207,300	1,061,850
Fixed Charges	241,925	196,348	196,348	124,165	244,855	232,089
Outlay	656,808	2,490,000	2,690,186	157,078	1,380,000	1,724,000
Cost Allocation	(68,402)	0	0	0	0	23,000
Total Expenses for Reporting Unit	4,029,538	5,901,790	6,117,976	2,009,773	5,001,745	5,449,974
Total Revenue for Reporting Unit	(4,689,189)	(5,901,790)	(6,117,976)	(2,201,779)	(4,250,000)	(5,449,974)
Total Levy for Reporting Unit	(659,651)	0			751,745	0

DEPT/DIV: PUBLIC WORKS & DEVELOPMENT SERVICES - GOLF

REPORTING UNIT: GOLF

FUND: 640 DIVISION - SUBDIVISION #: 730-7300

		(1)	(2)	(3)	(4)	(5)	(6)
		2022	2023	2023 Budget	2023	2023	2024 Adopted
Account Description:	Account	Actual	Adopted Budget	Adopted & Modified 6/30	Actual as of 6/30	Projected at 12/31	Operating and Capital Budget
SALARIES	511100	492,254	555,713	605,713	263,703	525,000	657,052
SALARIES-TEMPORARY	511500	739,270	768,000	718,000	309,016	750,000	768,000
FICA	515100	92,280	103,711	103,711	42,757	103,711	87,016
RETIREMENT	515200	58,288	92,189	92,189	26,540	75,000	98,329
MEDICAL INSURANCE	515400	177,666	175,560	191,560	86,888	175,560	182,000
LIFE INSURANCE	515500	1,986	1,026	1,026	682	1,026	311
WORKERS COMPENSATION	515600	23,581	35,293	35,293	35,293	35,293	30,327
UNEMPLOYMENT COMPENSATION	515800	0	90,000	90,000	0	90,000	90,000
INTERDEPT PERSONNEL CHARGES	519990	55,289	53,000	53,000	26,848	55,000	110,000
Appropriations Unit: Personnel		1,640,613	1,874,492	1,890,492	791,727	1,810,590	2,023,035
DATA PROCESSING COSTS	521400	88,096	70,000	70,000	27,393	90,000	80,000
UTILITIES	522200	93,672	95,000	95,000	46,922	95,000	95,000
TELECOMMUNICATIONS	522500	10,693	11,000	11,000	3,984	11,000	11,000
BLDG/EQUIP. MAINTENANCE	524600	12,956	15,000	15,000	1,324	13,000	15,000
MISC CONTRACTUAL SERVICES	529900	152,799	152,500	152,500	85,250	150,000	185,000
Appropriations Unit: Contractual		358,217	343,500	343,500	164,873	359,000	386,000
MACHY/EQUIP>\$100<\$5000	530050	4,370	10,000	10,000	15,521	16,000	12,000
POSTAGE	531100	211	250	250	67	200	250
OFFICE SUPPLIES	531200	3,890	3,000	3,000	1,557	3,000	3,000
LICENSES/PERMITS	531920	1,377	1,600	1,600	1,305	1,600	1,600
ADVERTISING	532600	29,197	45,000	45,000	3,473	30,000	35,000
MILEAGE & TRAVEL	533900	0	100	100	0	0	0
CONCESSION STOCK	534310	506,567	350,000	350,000	293,074	525,000	400,000
CONCESSION SUPPLIES	534320	24,069	25,000	25,000	11,538	25,000	25,000
JR. GOLF PROGRAM	534380	2,190	7,000	7,000	1,250	7,000	7,000
PERS. PROTECTIVE EQUIPMENT	534640	3,036	3,500	3,500	2,756	3,500	3,500
OTHER OPERATING SUPPLIES	534900	366,384	330,000	330,000	320,912	375,000	350,000
GAS/OIL/ETC.	535100	117,901	95,000	95,000	45,793	95,000	100,000
MOTOR VEHICLES PARTS	535200	96,008	75,000	75,000	36,844	75,000	75,000
BLDG. MAINTENANCE/SUPPLIES	535600	40,700	40,000	40,000	27,289	40,000	42,000
MAJOR BUILDING MAINTENANCE	535700	0	0	0	2,359	0	0
SHOP TOOLS	536200	0	0	0	2,837	0	0
STAFF DEVELOPMENT	543340	4,477	12,000	12,000	5,354	11,000	7,500

Appropriations Unit:	Supplies		1,200,377	997,450	997,450	771,930	1,207,300	1,061,850
PROPERTY INSURANCE	551100	6,644	9,000	9,000	9,000	7,507	7,507	9,000
PUBLIC LIABILITY INSURANCE	551300	6,605	5,548	5,548	5,548	5,548	5,548	6,289
SECURITIES BONDING	552300	300	300	300	300	300	300	300
EQUIPMENT LEASE/RENTAL	553300	6,416	1,500	1,500	0	1,500	1,500	1,500
SALES TAX	559110	221,961	180,000	180,000	110,810	230,000	230,000	215,000
Appropriations Unit:	Fixed Charges		241,925	196,348	196,348	124,165	244,855	232,089
FIXED ASSETS ACQUISITIONS CONTRA A	583000	(280,247)	0	0	0	0	0	0
DEPRECIATION	585000	662,763	0	0	0	0	0	0
ADJUSTMENT TO FIXED ASSETS	585010	(5,955)	0	0	0	0	0	0
Appropriations Unit:	Outlay		376,561	0	0	0	0	0
INTERDEPARTMENTAL CHARGES	591000	0	0	0	0	0	0	23,000
OTHER POST EMPLOYMENT BENEFITS	592000	19,621	0	0	0	0	0	0
GASB 68/71 EXPENSE	593000	(88,023)	0	0	0	0	0	0
Appropriations Unit:	Cost Allocation		(68,402)	0	0	0	0	23,000
Total Expense for Reporting Unit			3,749,291	3,411,790	3,427,790	1,852,695	3,621,745	3,725,974

REPORTING UNIT:	GOLF - CAPITAL
FUND: 641	DIVISION - SUBDIVISION #: 730-7390

		(1)	(2)	(3)	(4)	(5)	(6)
		2022	2023	2023 Budget	2023	2023	2024 Adopted
Account Description:	Account	Actual	Adopted Budget	Adopted & Modified 6/30	Actual as of 6/30	Projected at 12/31	Operating and Capital Budget
MACHINERY/EQUIPMENT>\$5000	580050	272,597	570,000	770,186	132,788	380,000	659,000
LAND IMPROVEMENTS	582100	7,650	1,920,000	1,920,000	24,290	1,000,000	1,000,000
BUILDING IMPROVEMENTS	582200	0	0	0	0	0	65,000
Appropriations Unit:	Outlay	280,247	2,490,000	2,690,186	157,078	1,380,000	1,724,000
Total Expense for Reporting Unit		280,247	2,490,000	2,690,186	157,078	1,380,000	1,724,000

REPORTING UNIT:	REVENUE: GOLF
FUND: 640	DIVISION - SUBDIVISION #: 730-7300

		(1)	(2)	(3)	(4)	(5)	(6)
		2022	2023	2023 Budget	2023	2023	2024 Adopted
Account Description:	Account	Actual	Adopted Budget	Adopted & Modified 6/30	Actual as of 6/30	Projected at 12/31	Operating and Capital Budget

REIMBURSEMENT FOR DAMAGES	446070	3,190	0	0	0	0	0
CONCESSIONS	446489	877,427	600,000	600,000	357,046	650,000	650,000
GREEN FEES	446490	3,591,573	3,111,790	3,127,790	1,844,733	3,600,000	3,375,974
RESERVES	449990	0	0	(300,000)	0	0	(300,000)
Appropriations Unit: Revenue		4,472,189	3,711,790	3,427,790	2,201,779	4,250,000	3,725,974
Total Funding for Reporting Unit		4,472,189	3,711,790	3,427,790	2,201,779	4,250,000	3,725,974

REPORTING UNIT:	REVENUE: GOLF - CAPITAL
FUND: 641	DIVISION - SUBDIVISION #: 730-7390

Account Description:	Account	(1) 2022 Actual	(2) 2023 Adopted Budget	(3) 2023 Budget Adopted & Modified 6/30	(4) 2023 Actual as of 6/30	(5) 2023 Projected at 12/31	(6) 2024 Adopted Operating and Capital Budget
CARRYOVER	449980	0	0	200,186	0	0	0
RESERVES	449990	0	2,190,000	2,490,000	0	0	1,724,000
OPERATING TRANSFER IN	449991	217,000	0	0	0	0	0
Appropriations Unit: Revenue		217,000	2,190,000	2,690,186	0	0	1,724,000
Total Funding for Reporting Unit		217,000	2,190,000	2,690,186	0	0	1,724,000

Total Expenses for Reporting Unit	4,029,538	5,901,790	6,117,976	2,009,773	5,001,745	5,449,974
Total Revenue for Reporting Unit	(4,689,189)	(5,901,790)	(6,117,976)	(2,201,779)	(4,250,000)	(5,449,974)
Total Levy for Reporting Unit	(659,651)	0			751,745	0

This page left blank intentionally

DIVISION OF PARKS AND RECREATION

MISSION STATEMENT

The mission of the Kenosha County Parks Division is to provide accessible, diverse venues throughout the County that encourage the pursuit of healthy, recreational and educational outdoor activities while promoting the preservation of our community's natural resources. The Parks Division collaborates with partners to optimize the benefits of developing and maintaining a robust, regionally recognized park system by pursuing the following ideals:

- **Public Parks as Bridge to Conservation Awareness:** Preserving natural resources is central to our purpose. Providing opportunities to see and experience real conservation practices are tools for achieving conservation awareness.
- **Healthy, Outdoor Recreation:** Providing venues that encourage the pursuit of diverse land, air and water-based activities is also critical. Parks enhance a community's quality of life with features that enable citizens of all ages, physical abilities and interests to "go outside and play".
- **Partnerships:** We realize the value of cultivating strong partnerships with varied public and private organizations. Partnering allows us to leverage our resources and develop a park system that the community genuinely feels connected with.
- **Continuous Improvement:** Given the dual realities of limited resources and a desire to practice conservation, it is imperative that we pursue continuous improvement in all Park operations. Identifying and eliminating any "non-value-added" activity in our work processes.
- **Youth Engagement:** We will continue to form partnerships with schools/colleges and community recreational organizations to expose and encourage youth to engage in the full menu of County Park amenities/experiences.

Kenosha County's Parks Division is a customer-centered entity, pursuing continuous process improvement in all park operations – a visible representation of our desire to preserve, experience and enjoy our community's natural resources.

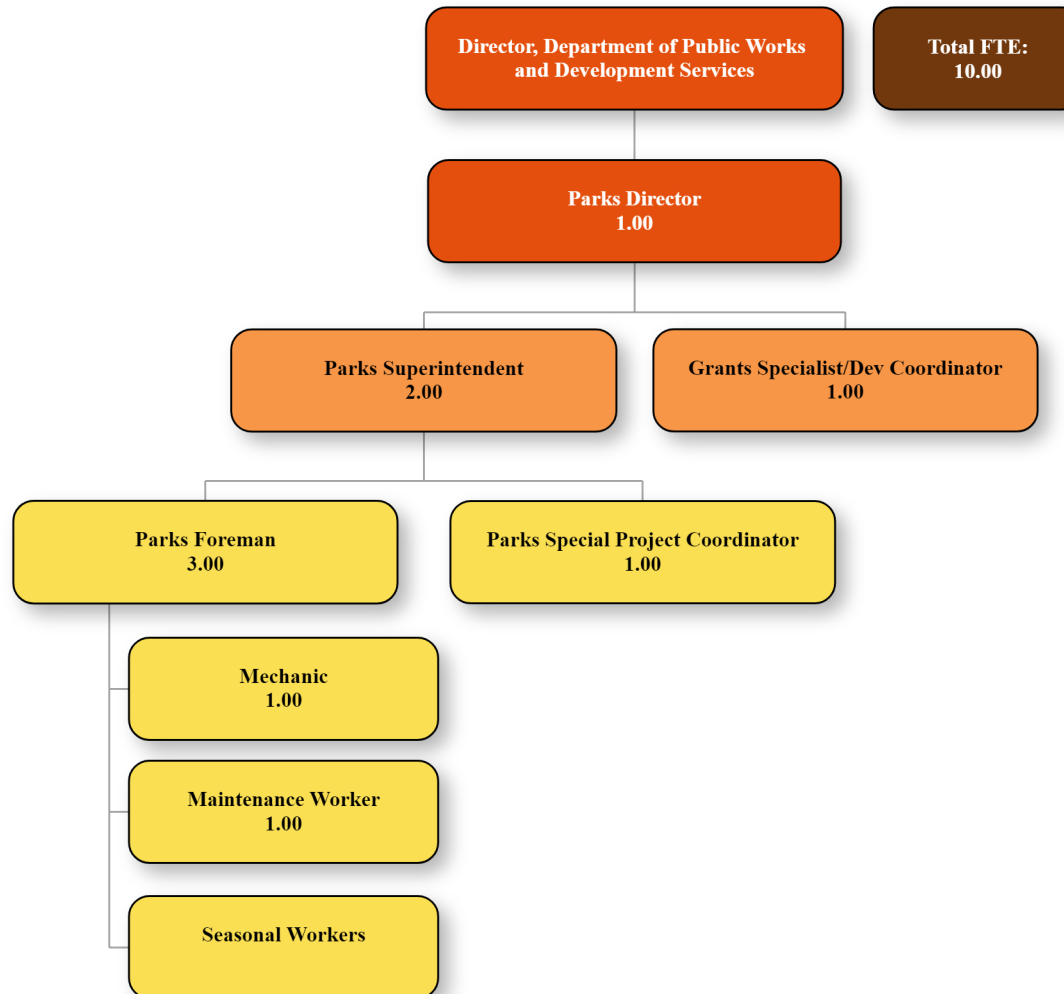
PUBLIC WORKS & DEVELOPMENT SVS - PARKS & RECREATION

POSITION TITLE	GRADE	2020	2021	2022	2023	2024
<u>ADMINISTRATIVE</u>						
DIRECTOR, PARKS	E12	1.00	1.00	1.00	1.00	1.00
PARKS SUPERINTENDENT	E08	2.00	2.00	2.00	2.00	2.00
PARKS FOREMAN	E05	2.00	2.00	3.00	3.00	3.00
PARKS SPECIAL PROJ COORDINATOR	NE11	0.00	0.00	1.00	1.00	1.00
GRANT SPEC/DEV COORDINATOR	NE10	1.00	1.00	1.00	1.00	1.00
AREA TOTAL		6.00	6.00	8.00	8.00	8.00
<u>MAINTENANCE</u>						
MECHANIC	NE08	1.00	1.00	1.00	1.00	1.00
MAINTENANCE CREW LEADER	E01	1.00	1.00	0.00	0.00	0.00
MAINTENANCE WORKER	NE06	0.00	0.00	0.00	1.00	1.00
AREA TOTAL		2.00	2.00	1.00	2.00	2.00
DIVISION TOTAL		8.00	8.00	9.00	10.00	10.00

* Seasonal, Temporary, and/or Intern employees are no longer be reflected as an FTE count within the Division's budget, effective as of the 2020 budget year. Costs of these positions are entered as a total sum amount in the appropriate main account.



County of Kenosha Division of Parks and Recreation



DEPT/DIV: PUBLIC WORKS & DEVELOPMENT SERVICES - PARKS & RECREATION

	(1) 2022 Actual	(2) 2023 Adopted Budget	(3) 2023 Budget Adopted & Modified 6/30	(4) 2023 Actual as of 6/30	(5) 2023 Projected at 12/31	(6) 2024 Adopted Operating and Capital Budget
Personnel	1,307,260	1,458,178	1,478,631	693,882	1,465,136	1,577,693
Contractual	209,398	256,000	256,000	72,074	254,000	229,500
Supplies	403,905	405,750	465,509	210,024	383,100	424,800
Fixed Charges	127,276	118,509	118,509	111,356	117,079	129,061
Grants/Contributions	319,475	321,000	321,000	239,011	329,032	176,000
Outlay	1,612,299	1,855,000	5,137,556	931,980	1,935,000	4,728,000
Cost Allocation	161,342	0	0	0	0	23,000
Total Expenses for Reporting Unit	4,140,956	4,414,437	7,777,205	2,258,327	4,483,347	7,288,054
Total Revenue for Reporting Unit	(3,274,106)	(2,230,000)	(5,392,768)	(321,001)	(1,894,578)	(5,061,070)
Total Levy for Reporting Unit	866,850	2,184,437			2,588,769	2,226,984

DEPT/DIV: PUBLIC WORKS & DEVELOPMENT SERVICES - PARKS & RECREATION

REPORTING UNIT: PARKS AND RECREATION

FUND: 100 DIVISION - SUBDIVISION #: 760-7600

		(1)	(2)	(3)	(4)	(5)	(6)
		2022	2023	2023 Budget	2023	2023	2024 Adopted
Account Description:	Account	Actual	Adopted Budget	Adopted & Modified 6/30	Actual as of 6/30	Projected at 12/31	Operating and Capital Budget
SALARIES	511100	581,039	654,532	654,532	296,595	654,532	688,904
SALARIES-OVERTIME	511200	131	1,000	1,000	381	750	1,000
SALARIES-TEMPORARY	511500	286,708	289,547	310,000	123,371	325,000	360,000
FICA	515100	64,584	77,689	77,689	30,633	70,000	68,318
RETIREMENT	515200	44,016	69,056	69,056	22,282	60,000	72,443
MEDICAL INSURANCE	515400	180,854	196,980	196,980	97,417	196,980	211,960
LIFE INSURANCE	515500	1,303	1,157	1,157	675	1,157	1,342
WORKERS COMPENSATION	515600	91,337	94,717	94,717	94,717	94,717	47,726
UNEMPLOYMENT COMPENSATION	515800	0	18,000	18,000	0	5,000	15,000
INTERDEPT PERSONNEL CHARGES	519990	57,288	55,500	55,500	27,811	57,000	111,000
Appropriations Unit: Personnel		1,307,260	1,458,178	1,478,631	693,882	1,465,136	1,577,693
UTILITIES	522200	118,896	115,000	115,000	48,391	115,000	120,000
TELECOMMUNICATIONS	522500	6,161	10,000	10,000	1,797	8,000	8,000
MISC CONTRACTUAL SERVICES	529900	84,341	131,000	131,000	21,886	131,000	101,500
Appropriations Unit: Contractual		209,398	256,000	256,000	72,074	254,000	229,500
MACHY/EQUIP>\$100<\$5000	530050	43,833	40,000	40,000	32,847	40,000	50,000
OFFICE SUPPLIES	531200	6,059	4,000	4,000	2,299	4,000	4,500
LICENSES/PERMITS	531920	2,114	3,000	3,000	2,299	3,000	3,000
ADVERTISING	532600	4,900	6,000	6,000	6,931	7,000	7,000
MILEAGE & TRAVEL	533900	1,203	750	750	1,182	1,500	1,800
PERS. PROTECTIVE EQUIPMENT	534640	5,908	5,000	5,000	1,391	5,500	5,500
OTHER OPERATING SUPPLIES	534900	133,572	130,000	149,112	75,341	130,000	130,000
GAS/OIL/ETC.	535100	73,035	60,000	60,000	25,858	60,000	65,000
MOTOR VEHICLES PARTS	535200	41,158	32,000	32,000	6,683	32,000	35,000
BLDG. MAINTENANCE/SUPPLIES	535600	72,079	80,000	80,000	41,145	75,000	80,000
SHOP TOOLS	536200	2,608	3,000	3,000	1,878	3,000	3,000
STAFF DEVELOPMENT	543340	7,125	12,000	12,000	4,829	12,000	10,000
Appropriations Unit: Supplies		393,593	375,750	394,862	202,683	373,000	394,800
PROPERTY INSURANCE	551100	35,600	38,200	38,200	35,890	35,890	40,000
PUBLIC LIABILITY INSURANCE	551300	79,068	65,509	65,509	66,305	66,305	74,261
BOILER INSURANCE	551500	618	1,700	1,700	1,599	1,599	1,700
SECURITIES BONDING	552300	100	100	100	100	100	100
SALES TAX	559110	11,187	13,000	13,000	7,277	13,000	13,000

Appropriations Unit:	Fixed Charges	126,572	118,509	118,509	111,171	116,894	129,061
KEMPER CENTER FACILITY EXPENSE	572110	102,589	105,000	105,000	49,427	105,000	105,000
HISTORICAL SOCIETY-CONTRIBUTION	572200	145,000	145,000	145,000	145,000	145,000	0
PRINGLE NATURE-CONTRIBUTION	573340	40,000	46,000	46,000	11,551	46,000	46,000
SPECIAL EVENTS	573380	31,886	25,000	25,000	33,032	33,032	25,000
Appropriations Unit:	Grants/Conrit	319,475	321,000	321,000	239,011	329,032	176,000
INTERDEPARTMENTAL CHARGES	591000	0	0	0	0	0	23,000
Appropriations Unit:	Cost Allocation	0	0	0	0	0	23,000
Total Expense for Reporting Unit		2,356,299	2,529,437	2,569,002	1,318,820	2,538,062	2,530,054

REPORTING UNIT:	PARKS AND RECREATION - DOG PARKS
FUND: 100	DIVISION - SUBDIVISION #: 760-7700

		(1)	(2)	(3)	(4)	(5)	(6)
		2022	2023	2023 Budget	2023	2023	2024 Adopted
Account Description:	Account	Actual	Adopted Budget	Adopted & Modified 6/30	Actual as of 6/30	Projected at 12/31	Operating and Capital Budget
OTHER OPERATING SUPPLIES	534900	10,312	20,000	53,934	7,341	10,000	20,000
Appropriations Unit:	Supplies	10,312	20,000	53,934	7,341	10,000	20,000
SALES TAX	559110	704	0	0	185	185	0
Appropriations Unit:	Fixed Charges	704	0	0	185	185	0
Total Expense for Reporting Unit		11,016	20,000	53,934	7,526	10,185	20,000

REPORTING UNIT:	PARKS AND RECREATION - TRAILS
FUND: 100	DIVISION - SUBDIVISION #: 760-7800

		(1)	(2)	(3)	(4)	(5)	(6)
		2022	2023	2023 Budget	2023	2023	2024 Adopted
Account Description:	Account	Actual	Adopted Budget	Adopted & Modified 6/30	Actual as of 6/30	Projected at 12/31	Operating and Capital Budget
OTHER OPERATING SUPPLIES	534900	0	10,000	16,713	0	100	10,000
Appropriations Unit:	Supplies	0	10,000	16,713	0	100	10,000
Total Expense for Reporting Unit		0	10,000	16,713	0	100	10,000

REPORTING UNIT:	PARKS AND RECREATION - CAPITAL
FUND: 411	DIVISION - SUBDIVISION #: 760-7850

		(1)	(2)	(3)	(4)	(5)	(6)
		2022	2023	2023 Budget	2023	2023	2024 Adopted
Account Description:	Account	Actual	Adopted Budget	Adopted & Modified 6/30	Actual as of 6/30	Projected at 12/31	Operating and Capital Budget
MACHINERY/EQUIPMENT>\$5000	580050	326,832	195,000	396,727	151,466	175,000	293,000
MOTORIZED VEHICLES>\$5000	581390	35,391	70,000	104,609	0	100,000	10,000
LAND IMPROVEMENTS	582100	805,680	1,050,000	3,248,848	430,708	1,000,000	3,500,000
BUILDING IMPROVEMENTS	582200	427,497	315,000	648,982	349,807	550,000	675,000
Appropriations Unit: Outlay		1,595,399	1,630,000	4,399,166	931,980	1,825,000	4,478,000
Total Expense for Reporting Unit		1,595,399	1,630,000	4,399,166	931,980	1,825,000	4,478,000

REPORTING UNIT:	PARKS AND RECREATION - PARKLAND IMPROVEMENTS
FUND: 420	DIVISION - SUBDIVISION #: 760-7860

		(1)	(2)	(3)	(4)	(5)	(6)
		2022	2023	2023 Budget	2023	2023	2024 Adopted
Account Description:	Account	Actual	Adopted Budget	Adopted & Modified 6/30	Actual as of 6/30	Projected at 12/31	Operating and Capital Budget
PURCH/PLAN/DESIGN/CONSTRUCT	582250	16,900	225,000	738,390	0	110,000	250,000
Appropriations Unit: Outlay		16,900	225,000	738,390	0	110,000	250,000
OPERATING TRANSFER OUT	599991	161,342	0	0	0	0	0
Appropriations Unit: Cost Allocation		161,342	0	0	0	0	0
Total Expense for Reporting Unit		178,242	225,000	738,390	0	110,000	250,000

REPORTING UNIT:	REVENUE: PARKS AND RECREATION
FUND: 100	DIVISION - SUBDIVISION #: 760-7600

		(1)	(2)	(3)	(4)	(5)	(6)
		2022	2023	2023 Budget	2023	2023	2024 Adopted
Account Description:	Account	Actual	Adopted Budget	Adopted & Modified 6/30	Actual as of 6/30	Projected at 12/31	Operating and Capital Budget
REIMBURSEMENT FOR DAMAGES	446070	5,900	0	0	0	0	0
PARKS/CONCESSION REVENUE	446500	260,737	250,000	250,000	139,581	250,000	260,000

SNOWMOBILE TRAILS	446530	17,257	25,000	25,000	0	25,000	23,070
PARKS DONATIONS	446540	16,592	20,000	20,000	15,859	20,000	20,000
FEES & TAG SALES	448565	0	0	0	2,267	0	0
CARRYOVER	449980	0	0	39,565	0	0	0
Appropriations Unit: Revenue		300,485	295,000	334,565	157,707	295,000	303,070
Total Funding for Reporting Unit		300,485	295,000	334,565	157,707	295,000	303,070

REPORTING UNIT:	REVENUE: PARKS AND RECREATION - DOG PARKS
FUND: 100	DIVISION - SUBDIVISION #: 760-7700

Account Description:	Account	(1)	(2)	(3)	(4)	(5)	(6)
		2022 Actual	2023 Adopted Budget	2023 Budget Adopted & Modified 6/30	2023 Actual as of 6/30	2023 Projected at 12/31	2024 Adopted Operating and Capital Budget
DONATIONS	448560	3,149	20,000	20,000	165	10,000	20,000
FEES & TAG SALES	448565	13,478	0	0	3,555	0	0
CARRYOVER	449980	0	0	33,934	0	0	0
Appropriations Unit: Revenue		16,627	20,000	53,934	3,720	10,000	20,000
Total Funding for Reporting Unit		16,627	20,000	53,934	3,720	10,000	20,000

REPORTING UNIT:	REVENUE: PARKS AND RECREATION - TRAILS
FUND: 100	DIVISION - SUBDIVISION #: 760-7800

Account Description:	Account	(1)	(2)	(3)	(4)	(5)	(6)
		2022 Actual	2023 Adopted Budget	2023 Budget Adopted & Modified 6/30	2023 Actual as of 6/30	2023 Projected at 12/31	2024 Adopted Operating and Capital Budget
DONATIONS	448560	(701)	10,000	10,000	96	100	10,000
CARRYOVER	449980	0	0	6,713	0	0	0
Appropriations Unit: Revenue		(701)	10,000	16,713	96	100	10,000
Total Funding for Reporting Unit		(701)	10,000	16,713	96	100	10,000

REPORTING UNIT:	REVENUE: PARKS AND RECREATION - CAPITAL
FUND: 411	DIVISION - SUBDIVISION #: 760-7850

		(1)	(2)	(3)	(4)	(5)	(6)
		2022	2023	2023 Budget	2023	2023	2024 Adopted
Account Description:	Account	Actual	Adopted Budget	Adopted & Modified 6/30	Actual as of 6/30	Projected at 12/31	Operating and Capital Budget
BONDING	440000	1,660,000	1,430,000	2,808,000	0	1,430,000	2,978,000
ARPA FEDERAL GRANT	443293	0	200,000	0	0	0	0
PARKS DONATIONS	446540	907,785	0	0	58,836	58,836	1,000,000
CARRYOVER	449980	0	0	1,391,166	0	0	0
OPERATING TRANSFER IN	449991	161,342	0	0	0	0	0
Appropriations Unit: Revenue		2,729,127	1,630,000	4,199,166	58,836	1,488,836	3,978,000
Total Funding for Reporting Unit		2,729,127	1,630,000	4,199,166	58,836	1,488,836	3,978,000

REPORTING UNIT:	REVENUE: PARKS AND RECREATION - PARKLAND IMPROVEMENTS
FUND: 420	DIVISION - SUBDIVISION #: 760-7860

		(1)	(2)	(3)	(4)	(5)	(6)
		2022	2023	2023 Budget	2023	2023	2024 Adopted
Account Description:	Account	Actual	Adopted Budget	Adopted & Modified 6/30	Actual as of 6/30	Projected at 12/31	Operating and Capital Budget
WASTE MGMT CONTRIBUTION	446565	75,000	150,000	150,000	75,000	75,000	75,000
GENERAL FUND INTEREST	448110	532	0	0	0	0	0
RENTAL INCOME	448550	153,037	75,000	75,000	25,642	25,642	175,000
CARRYOVER	449980	0	0	513,390	0	0	0
RESERVES	449990	0	50,000	50,000	0	0	500,000
Appropriations Unit: Revenue		228,568	275,000	788,390	100,642	100,642	750,000
Total Funding for Reporting Unit		228,568	275,000	788,390	100,642	100,642	750,000

Total Expenses for Reporting Unit	4,140,956	4,414,437	7,777,205	2,258,327	4,483,347	7,288,054
Total Revenue for Reporting Unit	(3,274,106)	(2,230,000)	(5,392,768)	(321,001)	(1,894,578)	(5,061,070)
Total Levy for Reporting Unit	866,850	2,184,437			2,588,769	2,226,984

DIVISION OF HIGHWAY

MISSION STATEMENT

It is the mission of the Kenosha County Highway Division to provide the necessary services to construct and maintain a safe and efficient highway transportation system within Kenosha County by pursuing the following ideals:

- **Selective Technological Application:** We are committed to investigating, recommending and implementing process/equipment technologies that will improve our construction and maintenance activities quality, productivity, sustainability and cost effectiveness.
- **Work Process Definition:** To ensure consistent levels of service quality and productivity – we will work to define and continuously improve our construction and maintenance work processes.
- **Customer Service:** We will work to provide timely and high-quality services, ensuring a safe/efficient transportation system for our community and the traveling public while maintaining a “customer-centered-focus” in all circumstances.
- **Proactive Approach to Highway Maintenance:** Recognizing the cost-effectiveness of preventative maintenance - a culture will be developed within the Division that fosters a proactive approach to maintenance (for both equipment and highways). Structured approaches for potential problems, early-detection and resolution will be developed and utilized.
- **Infrastructure/Economic Development:** Recognizing the crucial role transportation infrastructure plays in Kenosha County’s economic development – we’ll work to develop/maintain effective communication and working relationships with public and private economic development partners necessary for our community’s economic growth.

Kenosha County’s Highways Division is committed to pursuing the continuous improvement of the methods we employ to effectively maintain equipment and provide the highest level of service attainable on highways. The Division’s function shall be implementation of cost-effective approaches to protect and maximize the useful life of the County’s transportation infrastructure investments while providing a safe, productive and environmentally responsible work environment.

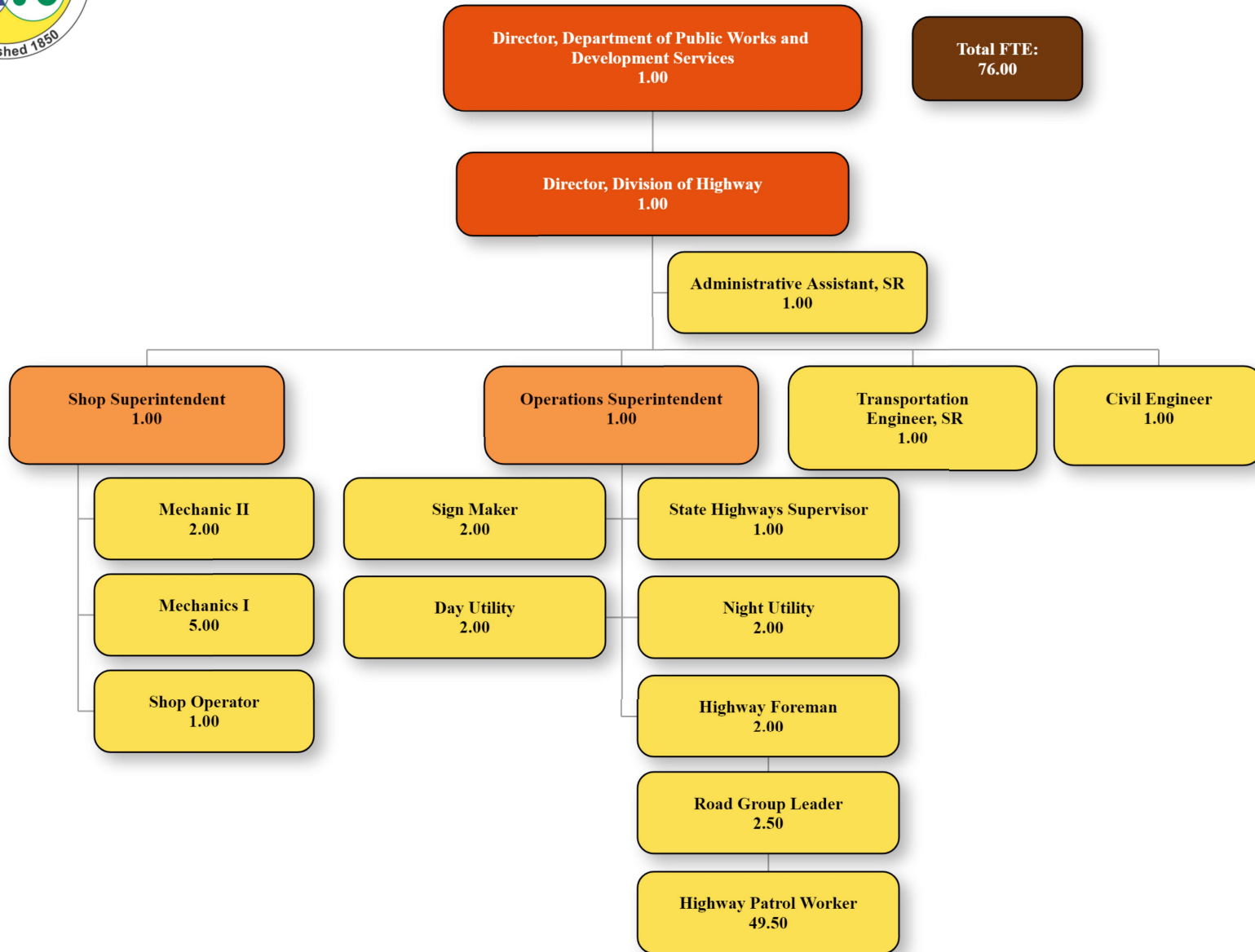
PUBLIC WORKS & DEVELOPMENT SVS - HIGHWAY

POSITION TITLE	GRADE	2020	2021	2022	2023	2024
<u>ADMINISTRATIVE</u>						
DEPT DIRECTOR, PUBLIC WORKS & P&D	E16	1.00	1.00	1.00	1.00	1.00
DIRECTOR, HIGHWAYS	E13	1.00	1.00	1.00	1.00	1.00
ADMINISTRATIVE ASSISTANT, SR	NE07	1.00	1.00	1.00	1.00	1.00
SUPERINTENDENT, MUNI & PUBL CUST SVS	E08	1.00	1.00	1.00	0.00	0.00
STATE HIGHWAYS SUPERVISOR	E08	1.00	1.00	1.00	1.00	1.00
TRANSPORTATION ENGINEER, SR	E11	0.00	0.00	1.00	1.00	1.00
CIVIL ENGINEER	E09	1.00	1.00	1.00	1.00	1.00
HIGHWAY FOREMAN	E07	2.00	2.00	2.00	2.00	2.00
AREA TOTAL		8.00	8.00	9.00	8.00	8.00
<u>SHOP</u>						
SUPERINTENDENT, OPERATIONS	E10	1.00	1.00	1.00	1.00	1.00
SUPERINTENDENT, SHOP	E09	1.00	1.00	1.00	1.00	1.00
MECHANIC II	NE13	0.00	0.00	0.00	0.00	2.00
MECHANIC I	NE12	0.00	0.00	0.00	0.00	5.00
MECHANIC	NE11	6.00	6.00	6.00	6.00	0.00
SHOP LEAD MECHANIC	NE11	1.00	1.00	1.00	1.00	0.00
SHOP OPERATOR	NE06	0.00	1.00	1.00	1.00	1.00
SIGN MAKER	NE10	1.00	1.00	1.00	1.00	2.00
ASSISTANT SIGN MAKER	NE08	1.00	1.00	1.00	1.00	0.00
SHOP UTILITY	*NE01	1.00	0.00	0.00	0.00	0.00
DAY UTILITY	NE10	0.00	0.00	0.00	2.00	2.00
NIGHT UTILITY	NE10	2.00	2.00	2.00	2.00	2.00
AREA TOTAL		14.00	14.00	14.00	16.00	16.00
<u>GENERAL LABOR</u>						
ROAD GROUP LEAD	NE10	3.00	3.00	3.00	2.50	2.50
PATROL WORKER/LABORER	NE10	49.80	51.00	51.00	49.50	49.50
AREA TOTAL		52.80	54.00	54.00	52.00	52.00
DIVISION TOTAL		74.80	76.00	77.00	76.00	76.00

* Pay grade not determined by recent classification and compensation study.



County of Kenosha Division of Highway



DEPT/DIV: PUBLIC WORKS & DEVELOPMENT SERVICES - HIGHWAY

	(1) 2022 Actual	(2) 2023 Adopted Budget	(3) 2023 Budget Adopted & Modified 6/30	(4) 2023 Actual as of 6/30	(5) 2023 Projected at 12/31	(6) 2024 Adopted Operating and Capital Budget
Personnel	7,332,836	7,071,451	7,071,451	3,756,008	7,135,451	7,253,479
Contractual	367,479	695,576	695,576	128,644	688,576	575,576
Supplies	2,541,914	2,492,200	2,492,200	1,386,698	2,532,500	2,625,550
Fixed Charges	278,249	244,320	244,320	244,701	244,976	273,619
Outlay	14,603,110	12,128,200	30,786,159	6,837,162	20,972,572	10,986,000
Cost Allocation	(331,441)	0	44,900	44,900	44,900	46,000
Total Expenses for Reporting Unit	24,792,147	22,631,747	41,334,606	12,398,112	31,618,975	21,760,224
Total Revenue for Reporting Unit	(23,565,802)	(21,236,200)	(38,289,059)	(8,319,687)	(30,330,191)	(20,678,000)
Total Levy for Reporting Unit	1,226,346	1,395,547			1,288,784	1,082,224

DEPT/DIV: PUBLIC WORKS & DEVELOPMENT SERVICES - HIGHWAY

REPORTING UNIT: HIGHWAY

FUND: 700 DIVISION - SUBDIVISION #: 700-7000

		(1)	(2)	(3)	(4)	(5)	(6)
		2022	2023	2023 Budget	2023	2023	2024 Adopted
Account Description:	Account	Actual	Adopted Budget	Adopted & Modified 6/30	Actual as of 6/30	Projected at 12/31	Operating and Capital Budget
SALARIES	511100	3,577,483	3,480,009	3,480,009	1,994,346	3,480,009	3,671,730
SALARIES-OVERTIME	511200	344,566	375,000	375,000	252,765	375,000	375,000
SALARIES-TEMPORARY	511500	21,711	30,000	30,000	8,303	25,000	30,000
ACCIDENT & SICKNESS	513100	52,928	80,000	80,000	9,634	75,000	75,000
VACATION	513200	329,684	320,000	320,000	93,713	320,000	320,000
CASUAL	513600	277,347	200,000	200,000	78,012	275,000	275,000
FICA	515100	374,380	373,988	373,988	179,653	373,988	386,070
RETIREMENT	515200	328,581	332,436	332,436	164,744	332,436	348,226
MEDICAL INSURANCE	515400	1,524,851	1,406,650	1,406,650	653,840	1,406,650	1,372,385
LIFE INSURANCE	515500	13,401	12,560	12,560	6,196	12,560	11,892
WORKERS COMPENSATION	515600	139,291	182,817	182,817	182,817	182,817	131,715
UNEMPLOYMENT COMPENSATION	515800	0	1,000	1,000	0	0	1,000
EMPLOYEE TESTING/EXAMINATIONS	519250	633	1,000	1,000	0	1,000	1,000
INTERDEPT PERSONNEL CHARGES	519990	347,982	275,991	275,991	131,985	275,991	254,461
Appropriations Unit: Personnel		7,332,836	7,071,451	7,071,451	3,756,008	7,135,451	7,253,479
ACCOUNTING & AUDITING	521300	5,076	5,076	5,076	0	5,076	5,076
OTHER PROFESSIONAL SERVICES	521900	59,924	115,000	115,000	52,245	110,000	115,000
UTILITIES	522200	68,557	100,000	100,000	34,865	100,000	100,000
TELECOMMUNICATIONS	522500	7,152	12,500	12,500	4,147	12,500	12,500
GROUPS IMPROVEMENT	524500	30,441	38,000	38,000	20,251	38,000	38,000
RADIO MAINTENANCE	529200	26,594	30,000	30,000	11,812	28,000	30,000
MISC CONTRACTUAL SERVICES	529900	169,735	395,000	395,000	5,323	395,000	275,000
Appropriations Unit: Contractual		367,479	695,576	695,576	128,644	688,576	575,576
MACHY/EQUIP>\$100<\$5000	530050	11,354	23,550	23,550	14,273	23,550	28,750
POSTAGE	531100	173	1,200	1,200	144	800	1,200
OFFICE SUPPLIES	531200	2,893	5,000	5,000	2,215	4,000	4,500
LICENSES/PERMITS	531920	505	1,600	1,600	979	1,600	1,600
SUBSCRIPTIONS	532200	603	800	800	2,299	2,800	3,000
ADVERTISING	532600	2,271	3,250	3,250	748	2,500	3,000
OTHER PUBLICATIONS	532900	0	0	0	(199)	0	0
MILEAGE & TRAVEL	533900	74	800	800	0	250	500
OTHER OPERATING SUPPLIES	534900	463,095	525,000	525,000	153,337	525,000	530,000
GAS/DIESEL	535150	583,545	525,000	525,000	404,410	570,000	565,000

ANTIFREEZE	535160	42,538	30,000	30,000	19,339	36,000	38,000
SHOP TOOLS	536200	21,162	20,000	20,000	7,861	20,000	20,000
FIELD TOOLS	536250	36,636	40,000	40,000	12,888	38,000	40,000
SIGN PARTS/SUPPLIES	536300	63,591	50,000	50,000	37,130	65,000	80,000
ROAD OIL	537600	59,854	25,000	25,000	29,273	55,000	60,000
OTHER ROADWAY SUPPLIES	537900	410,574	300,000	300,000	154,714	300,000	300,000
RURAL NUMBERING	539100	2,225	3,000	3,000	2,098	3,000	3,000
INVENT-SHOP MATERIAL	539200	471,917	450,000	450,000	191,567	450,000	460,000
INVENT-CONSTRUCTION MAINT	539250	345,437	450,000	450,000	309,731	400,000	440,000
STAFF DEVELOPMENT	543340	23,468	38,000	38,000	5,788	35,000	47,000
Appropriations Unit: Supplies		2,541,914	2,492,200	2,492,200	1,348,596	2,532,500	2,625,550
PROPERTY INSURANCE	551100	54,511	56,700	56,700	57,356	57,356	61,000
PUBLIC LIABILITY INSURANCE	551300	222,795	187,120	187,120	187,120	187,120	212,119
EQUIPMENT LEASE/RENTAL	553300	943	500	500	225	500	500
Appropriations Unit: Fixed Charges		278,249	244,320	244,320	244,701	244,976	273,619
FIXED ASSETS ACQUISITIONS CONTRA A	583000	(1,158,369)	0	0	0	0	0
DEPRECIATION	585000	944,397	0	0	0	0	0
ADJUSTMENT TO FIXED ASSETS	585010	62,025	0	0	0	0	0
ADJUSTMENT TO INVENTORY	585020	58,369	0	0	0	0	0
Appropriations Unit: Outlay		(93,578)	0	0	0	0	0
INTERDEPARTMENTAL CHARGES	591000	0	0	0	0	0	46,000
OTHER POST EMPLOYMENT BENEFITS	592000	196,797	0	0	0	0	0
GASB 68/71 EXPENSE	593000	(528,238)	0	0	0	0	0
OPERATING TRANSFER OUT	599991	0	0	44,900	44,900	44,900	0
Appropriations Unit: Cost Allocation		(331,441)	0	44,900	44,900	44,900	46,000
Total Expense for Reporting Unit		10,095,459	10,503,547	10,548,447	5,522,849	10,646,403	10,774,224

REPORTING UNIT:	HIGHWAY - CAPITAL
FUND: 711	DIVISION - SUBDIVISION #: 700-7090

Account Description:	Account	(1) 2022 Actual	(2) 2023 Adopted Budget	(3) 2023 Budget Adopted & Modified 6/30	(4) 2023 Actual as of 6/30	(5) 2023 Projected at 12/31	(6) 2024 Adopted Operating and Capital Budget
OTHER OPERATING SUPPLIES	534900	0	0	0	38,101	0	0
Appropriations Unit: Supplies		0	0	0	38,101	0	0
MACHINERY/EQUIPMENT>\$5000	580050	44,800	80,000	100,526	92,572	92,572	398,000
MOTORIZED VEHICLES>\$5000	581390	1,063,889	1,270,000	2,151,494	378,892	900,000	1,350,000
ROAD ENG/ROW.CONST>\$5000	582260	13,587,999	10,778,200	28,534,139	6,365,697	19,980,000	9,238,000

Appropriations Unit:	Outlay	14,696,688	12,128,200	30,786,159	6,837,162	20,972,572	10,986,000
Total Expense for Reporting Unit		14,696,688	12,128,200	30,786,159	6,875,263	20,972,572	10,986,000

REPORTING UNIT:	REVENUE: HIGHWAY
FUND: 700	DIVISION - SUBDIVISION #: 700-7000

		(1)	(2)	(3)	(4)	(5)	(6)
		2022	2023	2023 Budget	2023	2023	2024 Adopted
Account Description:	Account	Actual	Adopted Budget	Adopted & Modified 6/30	Actual as of 6/30	Projected at 12/31	Operating and Capital Budget
LOCAL TRANSPORTATION AIDS	442600	4,009,811	4,301,000	4,345,900	3,458,462	4,611,283	5,110,000
ARPA FEDERAL GRANT	443293	0	150,000	0	0	150,000	0
COUNTY MACHINERY REVENUE	446000	9,984	7,000	7,000	2,746	7,000	7,000
REIMBURSEMENT FOR DAMAGES	446070	8,638	0	0	0	0	0
REVENUE FROM SUNDRY ACCOUNTS	446090	739,722	800,000	800,000	413,285	780,000	775,000
STATE MAINTENANCE REVENUE	447010	3,605,057	3,850,000	3,850,000	1,905,591	3,800,000	3,800,000
OPERATING TRANSFER IN	449991	445,190	0	0	93,336	9,336	0
Appropriations Unit:	Revenue	8,818,403	9,108,000	9,002,900	5,873,421	9,357,619	9,692,000
Total Funding for Reporting Unit		8,818,403	9,108,000	9,002,900	5,873,421	9,357,619	9,692,000

REPORTING UNIT:	REVENUE: HIGHWAY - CAPITAL
FUND: 711	DIVISION - SUBDIVISION #: 700-7090

		(1)	(2)	(3)	(4)	(5)	(6)
		2022	2023	2023 Budget	2023	2023	2024 Adopted
Account Description:	Account	Actual	Adopted Budget	Adopted & Modified 6/30	Actual as of 6/30	Projected at 12/31	Operating and Capital Budget
BONDING	440000	0	7,435,000	7,435,000	0	6,135,000	8,375,000
LRIP PROJECTS	442320	0	922,000	1,235,000	0	0	892,000
FEDERAL/STATE REVENUE	442755	1,910,153	1,771,200	15,360,350	103,960	12,495,265	469,000
ARPA FEDERAL GRANT	443293	0	1,500,000	0	0	0	1,250,000
CARRYOVER	449980	0	0	4,755,809	0	0	0
RESERVES	449990	0	500,000	500,000	0	0	0
OPERATING TRANSFER IN	449991	12,837,246	0	0	2,342,307	2,342,307	0
Appropriations Unit:	Revenue	14,747,399	12,128,200	29,286,159	2,446,267	20,972,572	10,986,000
Total Funding for Reporting Unit		14,747,399	12,128,200	29,286,159	2,446,267	20,972,572	10,986,000

Total Expenses for Reporting Unit	24,792,147	22,631,747	41,334,606	12,398,112	31,618,975	21,760,224
Total Revenue for Reporting Unit	(23,565,802)	(21,236,200)	(38,289,059)	(8,319,687)	(30,330,191)	(20,678,000)
Total Levy for Reporting Unit	1,226,346	1,395,547			1,288,784	1,082,224

DIVISION OF PLANNING & DEVELOPMENT

MISSION STATEMENT

It is the mission of the Kenosha County Planning and Development Division to provide professional, customer-centered services to residents and organizations pursuing individual and community development goals while ensuring the balance of our community's economic advancement with protection of the natural environment by pursuing the following ideals:

- **Selective Technological Application:** We are committed to investigating, recommending and implementing technologies to enhance staff productivity, increase access to public information and improve customer service.
- **Balance of Competing Interests:** We are committed to developing, maintaining and enforcing ordinances/administrative rules that strike a balance between property development, protection of natural resources and the common good of all of our community's residents.
- **Advancement of the County's Comprehensive Plan:** We will work to ensure the County's Comprehensive Plan is maintained as a "living" document and to advance its goals and objectives.
- **Promote Inter-Governmental Coordination and Collaboration:** We are committed to assist all County municipalities in collaborative activities that leverage resources for our community's common good and provide the technical support necessary in coordinating planning/development activities.
- **Public Education:** We are committed to being a comprehensive resource for information critical to the high quality development of Kenosha County and the simultaneous protection of our community's natural environment.

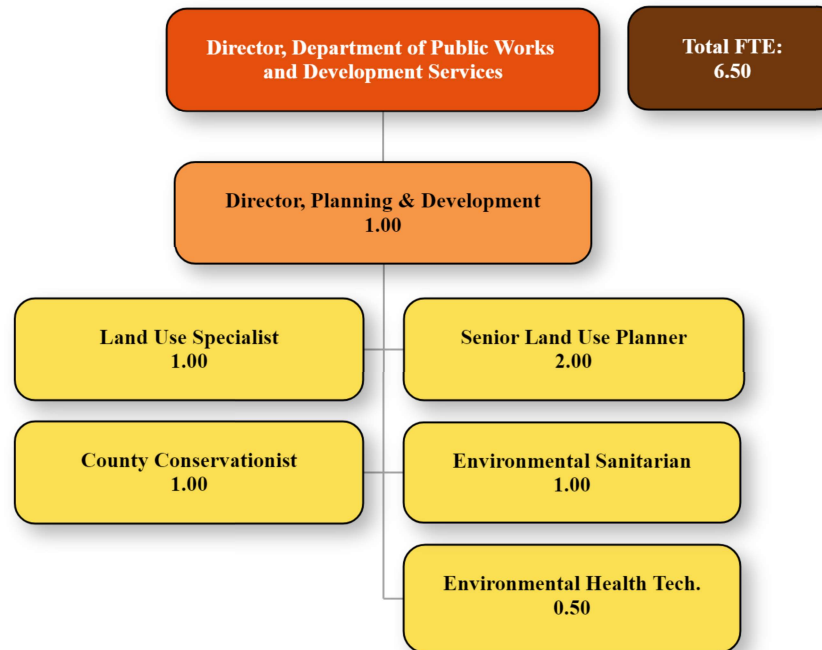
The Kenosha County Division of Planning and Development provides services that; encourage the use of natural resources in a planned and orderly manner, utilize technology to ensure the efficient/accurate communication of technical land-use information, improve our local economy and advance the common good of the citizens of Kenosha County.

PUBLIC WORKS & DEV SVS - PLANNING & DEVELOPMENT

POSITION TITLE	GRADE	2020	2021	2022	2023	2024
<u>PLANNING & DEVELOPMENT</u>						
DIRECTOR, PLANNING & DEVELOPMENT	E12	1.00	1.00	1.00	1.00	1.00
AREA TOTAL		1.00	1.00	1.00	1.00	1.00
<u>LONG RANGE COUTY-WIDE PLANNING</u>						
COUNTY CONSERVATIONIST	E09	1.00	1.00	1.00	1.00	1.00
AREA TOTAL		1.00	1.00	1.00	1.00	1.00
<u>PLANNING OPERATIONS</u>						
SENIOR LAND USE PLANNER	E07	2.00	2.00	2.00	2.00	2.00
LAND USE SPECIALIST	NE11	1.00	1.00	1.00	1.00	1.00
AREA TOTAL		3.00	3.00	3.00	3.00	3.00
<u>PRIVATE ONSITE WASTEWATER TREATMENT SYSTEMS</u>						
ENVIRONMENTAL SANITARIAN	E07	0.00	0.00	0.00	0.00	1.00
ENVIRONMENTAL HEALTH TECHNICIAN	NE08	0.00	0.00	0.00	0.00	0.50
AREA TOTAL		0.00	0.00	0.00	0.00	1.50
DIVISION TOTAL		5.00	5.00	5.00	5.00	6.50



County of Kenosha Division of Planning & Development



DEPT/DIV: PUBLIC WORKS & DEVELOPMENT SERVICES - PLANNING & DEVELOPMENT

	(1) 2022 Actual	(2) 2023 Adopted Budget	(3) 2023 Budget Adopted & Modified 6/30	(4) 2023 Actual as of 6/30	(5) 2023 Projected at 12/31	(6) 2024 Adopted Operating and Capital Budget
Personnel	599,560	605,901	605,901	282,074	606,055	841,066
Contractual	303,401	397,450	425,869	238,605	311,920	322,950
Supplies	13,354	14,200	14,200	4,092	12,856	15,100
Fixed Charges	24,210	20,497	20,497	20,457	20,457	23,169
Outlay	880,091	0	2,413,102	78,144	78,144	0
Total Expenses for Reporting Unit	1,820,616	1,038,048	3,479,569	623,372	1,029,432	1,202,285
Total Revenue for Reporting Unit	(1,392,787)	(459,000)	(2,900,521)	(250,252)	(527,659)	(455,000)
Total Levy for Reporting Unit	427,829	579,048			501,773	747,285

DEPT/DIV: PUBLIC WORKS & DEVELOPMENT SERVICES - PLANNING & DEVELOPMENT

REPORTING UNIT: PLANNING & DEVELOPMENT

FUND: 100 DIVISION - SUBDIVISION #: 820-8200

		(1)	(2)	(3)	(4)	(5)	(6)
		2022	2023	2023 Budget	2023	2023	2024 Adopted
Account Description:	Account	Actual	Adopted Budget	Adopted & Modified 6/30	Actual as of 6/30	Projected at 12/31	Operating and Capital Budget
SALARIES	511100	395,844	410,607	410,607	187,279	410,607	536,691
SALARIES-OVERTIME	511200	70	0	0	154	154	0
FICA	515100	28,598	31,411	31,411	13,598	31,411	41,057
RETIREMENT	515200	25,781	27,839	27,839	12,745	27,839	36,949
MEDICAL INSURANCE	515400	142,132	128,450	128,450	64,225	128,450	128,450
LIFE INSURANCE	515500	1,294	1,281	1,281	653	1,281	1,856
WORKERS COMPENSATION	515600	845	1,013	1,013	1,013	1,013	663
INTERDEPT PERSONNEL CHARGES	519990	4,996	5,300	5,300	2,407	5,300	95,400
Appropriations Unit: Personnel		599,560	605,901	605,901	282,074	606,055	841,066
DATA PROCESSING COSTS	521400	8,347	7,500	7,500	4,951	8,000	8,000
OTHER PROFESSIONAL SERVICES	521900	95,561	185,000	213,419	33,035	100,000	110,000
SEWRPC SERVICE	521930	196,395	200,000	200,000	199,970	199,970	200,000
TELECOMMUNICATIONS	522500	996	950	950	358	950	950
MOTOR VEHICLE MAINTENANCE	524100	2,103	4,000	4,000	292	3,000	4,000
Appropriations Unit: Contractual		303,401	397,450	425,869	238,605	311,920	322,950
OFFICE SUPPLIES	531200	1,916	3,000	3,000	516	2,500	3,000
PRINTING/DUPLICATION	531300	429	1,500	1,500	0	500	1,000
PUBLICATION/NOTICES	532100	2,926	2,200	2,200	1,369	2,500	2,500
SUBSCRIPTIONS	532200	767	1,000	1,000	153	800	1,000
MILEAGE & TRAVEL	533900	1,808	1,500	1,500	1,200	1,500	1,600
OTHER OPERATING SUPPLIES	534900	0	0	0	56	56	0
STAFF DEVELOPMENT	543340	5,508	5,000	5,000	797	5,000	6,000
Appropriations Unit: Supplies		13,354	14,200	14,200	4,092	12,856	15,100
PROPERTY INSURANCE	551100	400	500	500	460	460	500
PUBLIC LIABILITY INSURANCE	551300	23,810	19,997	19,997	19,997	19,997	22,669
Appropriations Unit: Fixed Charges		24,210	20,497	20,497	20,457	20,457	23,169
Total Expense for Reporting Unit		940,525	1,038,048	1,066,467	545,229	951,288	1,202,285

REPORTING UNIT:	PLANNING & DEVELOPMENT - CAPITAL					
FUND: 411	DIVISION - SUBDIVISION #: 820-8290					

		(1)	(2)	(3)	(4)	(5)	(6)
		2022	2023	2023 Budget	2023	2023	2024 Adopted
Account Description:	Account	Actual	Adopted Budget	Adopted & Modified 6/30	Actual as of 6/30	Projected at 12/31	Operating and Capital Budget
LAND IMPROVEMENTS	582100	880,091	0	2,413,102	78,144	78,144	0
Appropriations Unit:	Outlay	880,091	0	2,413,102	78,144	78,144	0
Total Expense for Reporting Unit		880,091	0	2,413,102	78,144	78,144	0

REPORTING UNIT:	REVENUE: PLANNING & DEVELOPMENT					
FUND: 100	DIVISION - SUBDIVISION #: 820-8200					

		(1)	(2)	(3)	(4)	(5)	(6)
		2022	2023	2023 Budget	2023	2023	2024 Adopted
Account Description:	Account	Actual	Adopted Budget	Adopted & Modified 6/30	Actual as of 6/30	Projected at 12/31	Operating and Capital Budget
STATE AID LAND CONSERVATION	443610	144,380	149,000	149,000	0	149,000	145,000
LAND USE FEES	444250	129,927	115,000	115,000	90,546	120,000	120,000
SANITARY FEES DUE COUNTY	446570	0	0	0	0	0	70,000
DEVELOPMENT REVIEW & VERIFICATION	446590	22,165	15,000	15,000	6,047	15,000	90,000
SOMERS REVENUE	446605	16,650	180,000	180,000	0	90,000	30,000
CARRYOVER	449980	0	0	28,419	0	0	0
Appropriations Unit:	Revenue	313,122	459,000	487,419	96,593	374,000	455,000
Total Funding for Reporting Unit		313,122	459,000	487,419	96,593	374,000	455,000

REPORTING UNIT:	REVENUE: PLANNING & DEVELOPMENT - CAPITAL					
FUND: 411	DIVISION - SUBDIVISION #: 820-8290					

		(1)	(2)	(3)	(4)	(5)	(6)
		2022	2023	2023 Budget	2023	2023	2024 Adopted
Account Description:	Account	Actual	Adopted Budget	Adopted & Modified 6/30	Actual as of 6/30	Projected at 12/31	Operating and Capital Budget
BONDING	440000	743,000	0	0	0	0	0
STATE GRANT	445460	336,665	0	543,957	153,659	153,659	0
CARRYOVER	449980	0	0	1,869,145	0	0	0

Appropriations Unit:	Revenue	1,079,665	0	2,413,102	153,659	153,659	0
Total Funding for Reporting Unit		1,079,665	0	2,413,102	153,659	153,659	0

Total Expenses for Reporting Unit	1,820,616	1,038,048	3,479,569	623,372	1,029,432	1,202,285
Total Revenue for Reporting Unit	(1,392,787)	(459,000)	(2,900,521)	(250,252)	(527,659)	(455,000)
Total Levy for Reporting Unit	427,829	579,048			501,773	747,285

This page left blank intentionally

DIVISION OF PLANNING & DEVELOPMENT-TREE PLANTING

The purpose of the tree program is to provide seedling trees and plant material to the public at a nominal cost to aid in the reforestation of Kenosha County. The nursery stock is usually bare root and is offered in the spring of the year. Revenue received from the tree program is used to cover the cost of the program. Any remaining revenue or nursery material received is used in the reforestation of county owned lands.

DEPT/DIV: PUBLIC WORKS & DEVELOPMENT SERVICES - PLANNING & DEVELOPMENT - TREE PLANTING

	(1) 2022 <u>Actual</u>	(2) 2023 Adopted <u>Budget</u>	(3) 2023 Budget Adopted & <u>Modified 6/30</u>	(4) 2023 Actual <u>as of 6/30</u>	(5) 2023 Projected <u>at 12/31</u>	(6) 2024 Adopted Operating and <u>Capital Budget</u>
Supplies	20,996	16,400	46,027	11,674	12,000	16,400
Total Expenses for Reporting Unit	20,996	16,400	46,027	11,674	12,000	16,400
Total Revenue for Reporting Unit	(16,308)	(16,400)	(46,027)	(9,099)	(12,000)	(16,400)
Total Levy for Reporting Unit	4,688	0			0	0

DEPT/DIV: PUBLIC WORKS & DEVELOPMENT SERVICES - PLANNING & DEVELOPMENT - TREE PLANTING

REPORTING UNIT: PLANNING & DEVELOPMENT - TREE PLANTING PROGRAM

FUND: 135 DIVISION - SUBDIVISION #: 820-8310

		(1)	(2)	(3)	(4)	(5)	(6)
		2022	2023	2023 Budget	2023	2023	2024 Adopted
Account Description:	Account	Actual	Adopted Budget	Adopted & Modified 6/30	Actual as of 6/30	Projected at 12/31	Operating and Capital Budget
OFFICE SUPPLIES	531200	0	400	400	0	0	400
TREE PLANTING STOCK	534110	19,218	15,000	15,000	9,815	10,000	15,000
OTHER OPERATING SUPPLIES	534900	1,778	1,000	30,627	1,859	2,000	1,000
Appropriations Unit:	Supplies	20,996	16,400	46,027	11,674	12,000	16,400
Total Expense for Reporting Unit		20,996	16,400	46,027	11,674	12,000	16,400

REPORTING UNIT: REVENUE: PLANNING & DEVELOPMENT - TREE PLANTING PROGRAM

FUND: 135 DIVISION - SUBDIVISION #: 820-8310

		(1)	(2)	(3)	(4)	(5)	(6)
		2022	2023	2023 Budget	2023	2023	2024 Adopted
Account Description:	Account	Actual	Adopted Budget	Adopted & Modified 6/30	Actual as of 6/30	Projected at 12/31	Operating and Capital Budget
TREE PLANTING PROGRAM	446600	16,308	16,400	16,400	9,099	12,000	16,400
CARRYOVER	449980	0	0	29,627	0	0	0
Appropriations Unit:	Revenue	16,308	16,400	46,027	9,099	12,000	16,400
Total Funding for Reporting Unit		16,308	16,400	46,027	9,099	12,000	16,400

Total Expenses for Reporting Unit	20,996	16,400	46,027	11,674	12,000	16,400
Total Revenue for Reporting Unit	(16,308)	(16,400)	(46,027)	(9,099)	(12,000)	(16,400)
Total Levy for Reporting Unit	4,688	0			0	0

REVOLVING PRE-DEVELOPMENT

In the Division of Planning and Development – land use projects are required to be monitored and reviewed. Due to their complex nature, some projects are reviewed by outside professionals who have expertise in these areas. The cost of these reviews performed is paid for by the developer or the operator of the project. The Land Use Committee has approved and authorized these types of reviews. Because some projects such as gravel pit approvals are granted for more than one year, account amounts are non-lapsing and are carried forward.

DEPT/DIV: PUBLIC WORKS & DEVELOPMENT SERVICES - PLANNING & DEVELOPMENT - REVOLVING PRE-DEV

	(1) 2022 <u>Actual</u>	(2) 2023 Adopted <u>Budget</u>	(3) 2023 Budget Adopted & <u>Modified 6/30</u>	(4) 2023 Actual <u>as of 6/30</u>	(5) 2023 Projected <u>at 12/31</u>	(6) 2024 Adopted Operating and <u>Capital Budget</u>
Contractual	12,497	10,000	30,028	3,708	10,000	10,000
Total Expenses for Reporting Unit	12,497	10,000	30,028	3,708	10,000	10,000
Total Revenue for Reporting Unit	(21,645)	(10,000)	(30,028)	(4,850)	(10,000)	(10,000)
Total Levy for Reporting Unit	(9,148)	0			0	0

DEPT/DIV: PUBLIC WORKS & DEVELOPMENT SERVICES - PLANNING & DEVELOPMENT - REVOLVING PRE-DEV

REPORTING UNIT: PLANNING & DEVELOPMENT - REVOLVING PRE-DEVELOPMENT

FUND: 260 DIVISION - SUBDIVISION #: 820-8280

		(1)	(2)	(3)	(4)	(5)	(6)
		2022	2023	2023 Budget	2023	2023	2024 Adopted
Account Description:	Account	Actual	Adopted Budget	Adopted & Modified 6/30	Actual as of 6/30	Projected at 12/31	Operating and Capital Budget
OTHER PROFESSIONAL SERVICES	521900	12,497	10,000	30,028	3,708	10,000	10,000
Appropriations Unit:	Contractual	12,497	10,000	30,028	3,708	10,000	10,000
Total Expense for Reporting Unit		12,497	10,000	30,028	3,708	10,000	10,000

REPORTING UNIT: REVENUE: PLANNING & DEVELOPMENT - REVOLVING PRE-DEVELOPMENT

FUND: 260 DIVISION - SUBDIVISION #: 820-8280

		(1)	(2)	(3)	(4)	(5)	(6)
		2022	2023	2023 Budget	2023	2023	2024 Adopted
Account Description:	Account	Actual	Adopted Budget	Adopted & Modified 6/30	Actual as of 6/30	Projected at 12/31	Operating and Capital Budget
DEVELOPMENT REVIEW & VERIFICATION	446590	21,645	10,000	10,000	4,850	10,000	10,000
CARRYOVER	449980	0	0	20,028	0	0	0
Appropriations Unit:	Revenue	21,645	10,000	30,028	4,850	10,000	10,000
Total Funding for Reporting Unit		21,645	10,000	30,028	4,850	10,000	10,000

Total Expenses for Reporting Unit	12,497	10,000	30,028	3,708	10,000	10,000
Total Revenue for Reporting Unit	(21,645)	(10,000)	(30,028)	(4,850)	(10,000)	(10,000)
Total Levy for Reporting Unit	(9,148)	0			0	0

This page left blank intentionally

SOUTHEASTERN WISCONSIN REGIONAL PLANNING COMMISSION (SEWRPC)

About the Commission

The Southeastern Wisconsin Regional Planning Commission (SEWRPC) was established in 1960 as the official area wide planning agency for the highly urbanized southeastern region of the State. The Commission serves the seven counties of Kenosha, Milwaukee, Ozaukee, Racine, Walworth, Washington, and Waukesha.

The Commission was created to provide the basic information and planning services necessary to solve problems which transcend the corporate boundaries and fiscal capabilities of the local units of government comprising the Southeastern Wisconsin Region.

Regional planning provides a meaningful technical approach to the proper planning and design of public works systems, such as:

- Highways
- Transit
- Sewerage
- Water Supply
- Park and Open Space Facilities

A regional approach is also essential for addressing environmental issues, including:

- Flooding
- Air and Water Pollution
- Natural Resource Base Deterioration
- Changing Land Use
- Funding

Basic financial support for the Commission's work program is provided by a regional tax levy apportioned to each of the seven counties on the basis of equalized valuation. These basic funds are supplemented by State and Federal aids.

DEPT/DIV: PUBLIC WORKS & DEVELOPMENT SERVICES - PLANNING & DEVELOP. - LAND & WATER MGMT PLA

	(1) 2022 Actual	(2) 2023 Adopted Budget	(3) 2023 Budget Adopted & Modified 6/30	(4) 2023 Actual as of 6/30	(5) 2023 Projected at 12/31	(6) 2024 Adopted Operating and Capital Budget
Supplies	3,015	0	0	50	50	0
Grants/Contributions	27,890	92,000	100,572	36	80,000	80,000
Total Expenses for Reporting Unit	30,905	92,000	100,572	86	80,050	80,000
Total Revenue for Reporting Unit	(31,042)	(92,000)	(100,572)	0	(80,000)	(80,000)
Total Levy for Reporting Unit	(138)	0			50	0

DEPT/DIV: PUBLIC WORKS & DEVELOPMENT SERVICES - PLANNING & DEVELOP. - LAND & WATER MGMT PLAN

REPORTING UNIT: PLANNING & DEVELOPMENT - LAND AND WATER MANAGEMENT

FUND: 260 DIVISION - SUBDIVISION #: 820-8285

		(1)	(2)	(3)	(4)	(5)	(6)
		2022	2023	2023 Budget	2023	2023	2024 Adopted
Account Description:	Account	Actual	Adopted Budget	Adopted & Modified 6/30	Actual as of 6/30	Projected at 12/31	Operating and Capital Budget
OTHER OPERATING SUPPLIES	534900	3,015	0	0	50	50	0
Appropriations Unit: Supplies		3,015	0	0	50	50	0
GRANT PROGRAM PAYMENT	571580	27,890	92,000	100,572	36	80,000	80,000
Appropriations Unit: Grants/Contrit		27,890	92,000	100,572	36	80,000	80,000
Total Expense for Reporting Unit		30,905	92,000	100,572	86	80,050	80,000

REPORTING UNIT: REVENUE: PLANNING & DEVELOPMENT - LAND AND WATER MANAGEMENT

FUND: 260 DIVISION - SUBDIVISION #: 820-8285

		(1)	(2)	(3)	(4)	(5)	(6)
		2022	2023	2023 Budget	2023	2023	2024 Adopted
Account Description:	Account	Actual	Adopted Budget	Adopted & Modified 6/30	Actual as of 6/30	Projected at 12/31	Operating and Capital Budget
LAND AND WATER	445450	31,042	92,000	100,572	0	80,000	80,000
Appropriations Unit: Revenue		31,042	92,000	100,572	0	80,000	80,000
Total Funding for Reporting Unit		31,042	92,000	100,572	0	80,000	80,000

Total Expenses for Reporting Unit	30,905	92,000	100,572	86	80,050	80,000
Total Revenue for Reporting Unit	(31,042)	(92,000)	(100,572)	0	(80,000)	(80,000)
Total Levy for Reporting Unit	(138)	0			50	0

HOUSING AUTHORITY ACTIVITIES

The Kenosha County Housing Authority (KCHA), comprised of five members appointed by the County Executive and confirmed by the County Board of Supervisors, administers the following programs within Kenosha County, outside the City of Kenosha: the Housing Rehabilitation Loan Program, the Homestead Opportunity Loan Program, and the Fox River Flood Mitigation Program.

The Housing Rehabilitation Loan Program was established to conserve, rehabilitate, and improve residential property owned or occupied by low- and moderate-income residents of Kenosha County, outside the City of Kenosha. The Program offers deferred payment, no interest loans for the rehabilitation of owner-occupied properties, and low-interest installment loans for the rehabilitation of rental units and/or the conversion to rental units.

The Homestead Opportunity Loan Program was established to assist low- and moderate-income residents who are currently renters in purchasing property and becoming homeowners in Kenosha County, outside the City of Kenosha. Deferred payment, no interest loans are provided to assist buyers with a down payment and/or closing costs.

The Fox River Flood Mitigation Program was established for the acquisition of property and the relocation of residents that live within the designated 100-year recurrence interval floodplain that lies along the Fox River in the Town of Wheatland and the Village of Salem Lakes. All acquired dwellings are demolished and the property is placed in permanent open space. The purpose of the program is to reduce the threat to the health and safety of area residents and rescue workers resulting from the frequent and severe flooding of the Fox River. A secondary goal of the program is the removal of blighted and hazardous dwellings in the county.

GOALS AND OBJECTIVES

- The KCHA will continue to administer the Housing Rehabilitation Loan Program and approve new loans on an ongoing basis, as repaid funds from the 1985, 1988, 1990, and 1993 Wisconsin Community Development Block Grant (CDBG) awards become available for further housing rehabilitation activities.
- The KCHA will continue the administration of the Homestead Opportunity Loan Program by utilizing its existing revolving loan fund to help renters purchase a home in the County. The pride of home ownership has been shown to improve and stabilize neighborhoods within the County.

- The KCHA will continue to administer the Fox River Flood Mitigation Program that was initiated in 1994 with a CDBG Disaster Recovery Assistance Award, and recapitalized with six CDBG Housing and Emergency Assistance awards, (11) Federal Emergency Management Agency (FEMA) grant awards, and one Wisconsin Department of Natural Resources award.
- The KCHA will assist with the implementation of the Kenosha County Hazard Mitigation Plan.
- The KCHA will monitor Federal and State grant-in-aid programs for flood mitigation funding and seek such assistance, as it becomes available.

DEPT/DIV: PUBLIC WORKS & DEVELOPMENT SERVICES - COUNTY HOUSING AUTHORITY

	(1) 2022 Actual	(2) 2023 Adopted Budget	(3) 2023 Budget Adopted & Modified 6/30	(4) 2023 Actual as of 6/30	(5) 2023 Projected at 12/31	(6) 2024 Adopted Operating and Capital Budget
Contractual	54,999	0	0	10,970	10,970	0
Total Expenses for Reporting Unit	54,999	0	0	10,970	10,970	0
Total Revenue for Reporting Unit	(52,551)	0	0	(18,384)	(18,383)	0
Total Levy for Reporting Unit	2,448	0			(7,413)	0

DEPT/DIV: PUBLIC WORKS & DEVELOPMENT SERVICES - COUNTY HOUSING AUTHORITY

REPORTING UNIT: HOUSING AUTHORITY - 1990 WISCONSIN DEVELOPMENT FUND GRANT

FUND: 240 DIVISION - SUBDIVISION #: 850-8520

		(1)	(2)	(3)	(4)	(5)	(6)
		2022	2023	2023 Budget	2023	2023	2024 Adopted
Account Description:	Account	Actual	Adopted Budget	Adopted & Modified 6/30	Actual as of 6/30	Projected at 12/31	Operating and Capital Budget
CDBG/WDF REVOLVING LOAN	529490	52,894	0	0	10,970	10,970	0
WDF ADMINISTRATION	529590	2,105	0	0	0	0	0
Appropriations Unit:	Contractual	54,999	0	0	10,970	10,970	0
Total Expense for Reporting Unit		54,999	0	0	10,970	10,970	0

REPORTING UNIT: REVENUE: HOUSING AUTHORITY - 1990 WISCONSIN DEVELOPMENT FUND GRANT

FUND: 240 DIVISION - SUBDIVISION #: 850-8520

		(1)	(2)	(3)	(4)	(5)	(6)
		2022	2023	2023 Budget	2023	2023	2024 Adopted
Account Description:	Account	Actual	Adopted Budget	Adopted & Modified 6/30	Actual as of 6/30	Projected at 12/31	Operating and Capital Budget
CDBG REVOLVING LOAN REVENUE	442370	50,269	0	0	18,383	18,383	0
GENERAL FUND INTEREST	448240	1	0	0	0	0	0
OPERATING TRANSFER IN	449991	2,281	0	0	0	0	0
Appropriations Unit:	Revenue	52,551	0	0	18,384	18,383	0
Total Funding for Reporting Unit		52,551	0	0	18,384	18,383	0

Total Expenses for Reporting Unit	54,999	0	0	10,970	10,970	0
Total Revenue for Reporting Unit	(52,551)	0	0	(18,384)	(18,383)	0
Total Levy for Reporting Unit	2,448	0			(7,413)	0

This page left blank intentionally

CAPITAL PROJECTS

ACTIVITIES

This budget contains non-lapsing funds for certain specified capital outlay projects, which are under the supervision and direction of the County Executive. Building/construction projects may also contain funds for certain capital equipment purchases approved as part of the overall project scope.

DEPT/DIV: PUBLIC WORKS & DEVELOPMENT SERVICES - CAPITAL PROJECTS - GENERAL

	(1) 2022 Actual	(2) 2023 Adopted Budget	(3) 2023 Budget Adopted & Modified 6/30	(4) 2023 Actual as of 6/30	(5) 2023 Projected at 12/31	(6) 2024 Adopted Operating and Capital Budget
Outlay	92,115	100,000	143,239	17,360	75,000	100,000
Cost Allocation	10,169,000	0	0	0	0	0
Debt Service	291,539	0	0	0	0	0
Total Expenses for Reporting Unit	10,552,655	100,000	143,239	17,360	75,000	100,000
Total Revenue for Reporting Unit	(10,570,643)	(100,000)	(143,239)	0	(100,000)	(100,000)
Total Levy for Reporting Unit	(17,988)	0			(25,000)	0

DEPT/DIV: PUBLIC WORKS & DEVELOPMENT SERVICES - CAPITAL PROJECTS - GENERAL

REPORTING UNIT: CAPITAL PROJECTS - GENERAL

FUND: 411 DIVISION - SUBDIVISION #: 790-7975

		(1)	(2)	(3)	(4)	(5)	(6)
		2022	2023	2023 Budget	2023	2023	2024 Adopted
Account Description:	Account	Actual	Adopted Budget	Adopted & Modified 6/30	Actual as of 6/30	Projected at 12/31	Operating and Capital Budget
DEBT SERVICE CHARGES	569100	291,539	0	0	0	0	0
Appropriations Unit: Debt Service		291,539	0	0	0	0	0
BUILDING IMPROVEMENTS	582200	92,115	100,000	143,239	17,360	75,000	100,000
Appropriations Unit: Outlay		92,115	100,000	143,239	17,360	75,000	100,000
OPERATING TRANSFER OUT	599991	10,169,000	0	0	0	0	0
Appropriations Unit: Cost Allocation		10,169,000	0	0	0	0	0
Total Expense for Reporting Unit		10,552,655	100,000	143,239	17,360	75,000	100,000

REPORTING UNIT: REVENUE: CAPITAL PROJECTS - GENERAL

FUND: 411 DIVISION - SUBDIVISION #: 790-7975

		(1)	(2)	(3)	(4)	(5)	(6)
		2022	2023	2023 Budget	2023	2023	2024 Adopted
Account Description:	Account	Actual	Adopted Budget	Adopted & Modified 6/30	Actual as of 6/30	Projected at 12/31	Operating and Capital Budget
BONDING	440000	10,449,000	100,000	100,000	0	100,000	100,000
GENERAL FUND INTEREST	448110	11,167	0	0	0	0	0
PREMIUM ON BONDS	449030	110,476	0	0	0	0	0
CARRYOVER	449980	0	0	43,239	0	0	0
Appropriations Unit: Revenue		10,570,643	100,000	143,239	0	100,000	100,000
Total Funding for Reporting Unit		10,570,643	100,000	143,239	0	100,000	100,000

Total Expenses for Reporting Unit	10,552,655	100,000	143,239	17,360	75,000	100,000
Total Revenue for Reporting Unit	(10,570,643)	(100,000)	(143,239)	0	(100,000)	(100,000)
Total Levy for Reporting Unit	(17,988)	0			(25,000)	0

DEPT/DIV: PUBLIC WORKS & DEVELOPMENT SERVICES - CAPITAL PROJECTS - ENERGY REDUCTION TECH

	(1) 2022 Actual	(2) 2023 Adopted Budget	(3) 2023 Budget Adopted & Modified 6/30	(4) 2023 Actual as of 6/30	(5) 2023 Projected at 12/31	(6) 2024 Adopted Operating and Capital Budget
Outlay	44,293	50,000	270,319	13,784	80,000	50,000
Total Expenses for Reporting Unit	44,293	50,000	270,319	13,784	80,000	50,000
Total Revenue for Reporting Unit	0	(50,000)	(270,319)	0	(50,000)	(50,000)
Total Levy for Reporting Unit	44,293	0			30,000	0

DEPT/DIV: PUBLIC WORKS & DEVELOPMENT SERVICES - CAPITAL PROJECTS - ENERGY REDUCTION TECH

REPORTING UNIT: CAPITAL PROJECTS - ENERGY REDUCTION TECHNOLOGY

FUND: 434 DIVISION - SUBDIVISION #: 790-7950

		(1)	(2)	(3)	(4)	(5)	(6)
		2022	2023	2023 Budget	2023	2023	2024 Adopted
Account Description:	Account	Actual	Adopted Budget	Adopted & Modified 6/30	Actual as of 6/30	Projected at 12/31	Operating and Capital Budget
BUILDING IMPROVEMENTS	582200	44,293	50,000	270,319	13,784	80,000	50,000
Appropriations Unit: Outlay		44,293	50,000	270,319	13,784	80,000	50,000
Total Expense for Reporting Unit		44,293	50,000	270,319	13,784	80,000	50,000

REPORTING UNIT: REVENUE: CAPITAL PROJECTS - ENERGY REDUCTION TECHNOLOGY

FUND: 434 DIVISION - SUBDIVISION #: 790-7950

		(1)	(2)	(3)	(4)	(5)	(6)
		2022	2023	2023 Budget	2023	2023	2024 Adopted
Account Description:	Account	Actual	Adopted Budget	Adopted & Modified 6/30	Actual as of 6/30	Projected at 12/31	Operating and Capital Budget
BONDING	440000	0	50,000	50,000	0	50,000	50,000
CARRYOVER	449980	0	0	220,319	0	0	0
Appropriations Unit: Revenue		0	50,000	270,319	0	50,000	50,000
Total Funding for Reporting Unit		0	50,000	270,319	0	50,000	50,000

Total Expenses for Reporting Unit	44,293	50,000	270,319	13,784	80,000	50,000
Total Revenue for Reporting Unit	0	(50,000)	(270,319)	0	(50,000)	(50,000)
Total Levy for Reporting Unit	44,293	0			30,000	0

OFFICE OF THE DIRECTOR

The Office of the Director provides leadership and support on a department-wide basis to empower, facilitate and oversee program and management activities of the divisions. The broad purposes of the Office of the Director are: to promote efficient and effective service delivery at the divisional level; to increase the accountability of divisional programs and services to the administration, the County Board and the public; and to serve as an impetus to service coordination and integration. Effective coordination and integration of activities across Divisions increases cost effectiveness and improves the comprehensiveness and quality of services, approaching the management ideal of organizational synergy, where the whole is truly better than the sum of the individual parts. Through these leadership and support activities, the Office of the Director enables divisions to better contribute to the overall mission of the department, to address more completely the needs of their shared clientele, advocate more fully on behalf of the most vulnerable members of the community and communicate more effectively the nature and outcomes of the department's work.

- To seek out and develop revenue options to maximize the service and management resources of the department and minimize the use of county levy to support Human Services within the county (i.e. Medical Assistance, Income Maintenance, Medicaid Reimbursement, and Federal/State Grants).
- To assure that all reasonable efforts are made by Divisions to contain costs and improve operational efficiencies without compromising service availability and quality.
- To implement through the service divisions of the agency mechanisms of quality assurance and service accountability through the RFP/RFA process and to make such information available to agency oversight bodies and the public.
- To promote and implement effective working relationships between the department and its many community partners, including private service providers, units of government, community-based organizations, education/training institutions, employers and funding entities.
- To ensure adequate facility, administrative and infrastructure support for divisional service systems and agency management within the one-stop Job Center/Human Services Building.

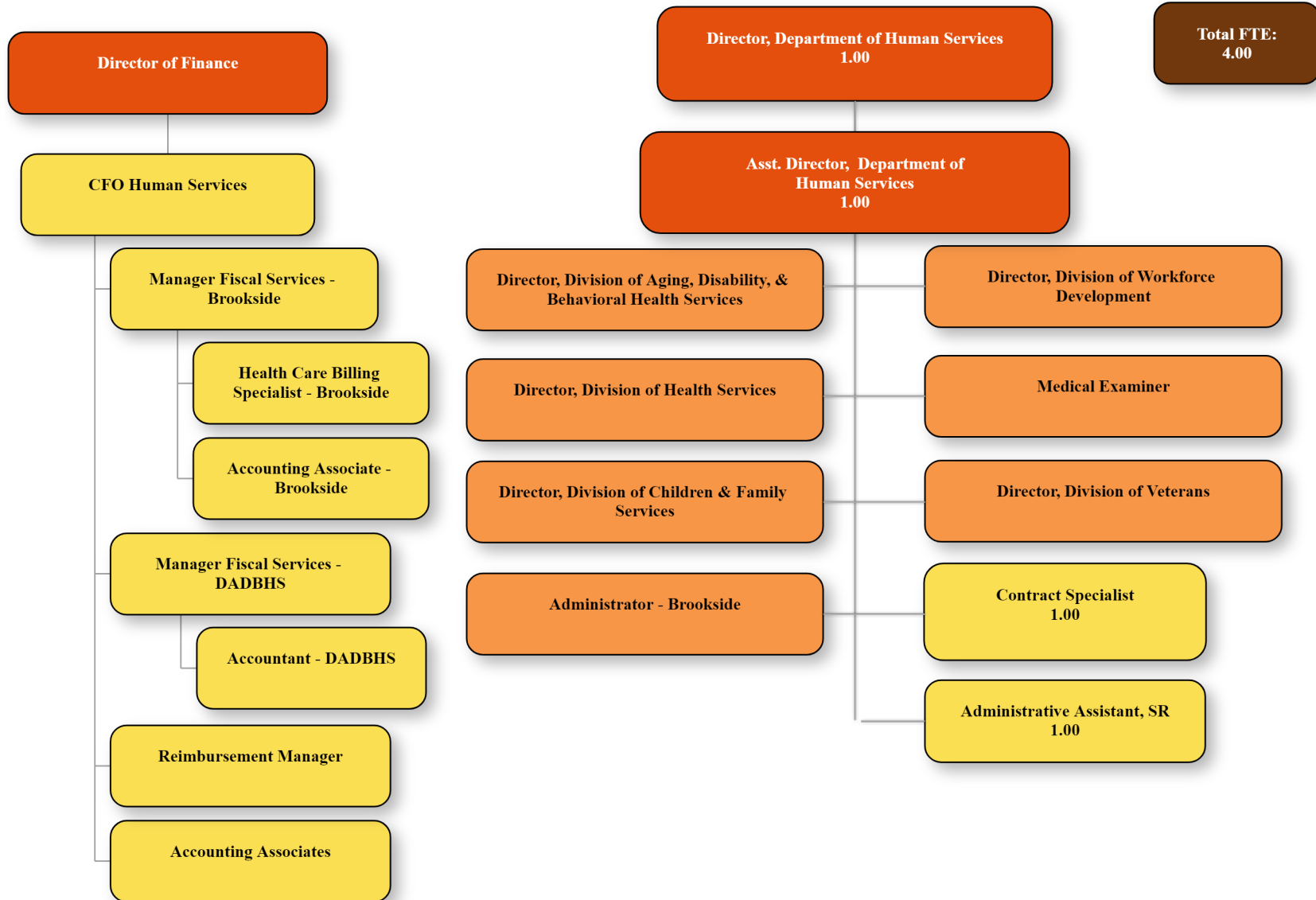
HUMAN SERVICES - OFFICE OF THE DIRECTOR

POSITION TITLE	GRADE	2020	2021	2022	2023	2024
DEPT DIRECTOR, HUMAN SERVICES	E16	1.00	1.00	1.00	1.00	1.00
ASST DIRECTOR, HUMAN SERVICES	E14	0.00	0.00	0.00	0.00	1.00
ASST TO DIRECTOR OF HUMAN SVS.	*E12	1.00	1.00	1.00	1.00	0.00
CONTRACT SPECIALIST	E09	1.00	1.00	1.00	1.00	1.00
ADMINISTRATIVE ASSISTANT, SR	NE07	1.00	1.00	1.00	1.00	1.00
DIVISION TOTAL		4.00	4.00	4.00	4.00	4.00

* Pay grade not determined by recent classification and compensation study.



County of Kenosha Department of Human Services



DEPT/DIV: HUMAN SERVICES - OFFICE OF THE DIRECTOR

	(1) 2022 Actual	(2) 2023 Adopted Budget	(3) 2023 Budget Adopted & Modified 6/30	(4) 2023 Actual as of 6/30	(5) 2023 Projected at 12/31	(6) 2024 Adopted Operating and Capital Budget
Personnel	917,685	1,037,747	1,112,747	470,060	1,003,335	1,199,163
Supplies	5,066	10,450	10,450	9,200	10,461	10,450
Fixed Charges	112,752	112,440	112,440	56,310	112,440	113,468
Grants/Contributions	188,917	227,437	227,437	81,714	163,428	234,260
Cost Allocation	4,382,231	0	0	0	0	0
Total Expenses for Reporting Unit	5,606,651	1,388,074	1,463,074	617,284	1,289,664	1,557,341
Total Revenue for Reporting Unit	(590,087)	(677,645)	(752,645)	(100,255)	(727,645)	(716,110)
Total Levy for Reporting Unit	5,016,564	710,429			562,019	841,231

DEPT/DIV: HUMAN SERVICES - OFFICE OF THE DIRECTOR

REPORTING UNIT: OFFICE OF THE DIRECTOR

FUND: 200 DIVISION - SUBDIVISION #: 410-4100

		(1)	(2)	(3)	(4)	(5)	(6)
		2022	2023	2023 Budget	2023	2023	2024 Adopted
Account Description:	Account	Actual	Adopted Budget	Adopted & Modified 6/30	Actual as of 6/30	Projected at 12/31	Operating and Capital Budget
SALARIES	511100	250,973	259,605	334,605	113,186	284,605	377,443
SALARIES-OVERTIME	511200	327	0	0	77	77	0
FICA	515100	18,378	19,860	19,860	8,130	19,860	28,875
RETIREMENT	515200	16,364	17,653	17,653	7,702	17,653	26,044
MEDICAL INSURANCE	515400	68,697	62,090	62,090	31,045	62,090	72,800
LIFE INSURANCE	515500	1,304	1,245	1,245	681	1,245	1,363
WORKERS COMPENSATION	515600	568	671	671	671	671	492
INTERDEPT PERSONNEL CHARGES	519990	561,074	676,623	676,623	308,567	617,134	692,146
Appropriations Unit: Personnel		917,685	1,037,747	1,112,747	470,060	1,003,335	1,199,163
OFFICE SUPPLIES	531200	37	100	100	0	100	100
SUBSCRIPTIONS	532200	4,560	5,100	5,100	4,522	5,100	5,100
BOOKS & MANUALS	532300	0	250	250	0	250	250
MILEAGE & TRAVEL	533900	0	1,000	1,000	237	570	1,000
STAFF DEVELOPMENT	543340	469	4,000	4,000	4,441	4,441	4,000
Appropriations Unit: Supplies		5,066	10,450	10,450	9,200	10,461	10,450
BUILDING RENTAL	553200	112,752	112,440	112,440	56,310	112,440	113,468
Appropriations Unit: Fixed Charges		112,752	112,440	112,440	56,310	112,440	113,468
PURCHASED SERVICES - ADMIN	571760	188,917	227,437	227,437	81,714	163,428	234,260
Appropriations Unit: Grants/Contri		188,917	227,437	227,437	81,714	163,428	234,260
OPERATING TRANSFER OUT	599991	4,382,231	0	0	0	0	0
Appropriations Unit: Cost Allocation		4,382,231	0	0	0	0	0
Total Expense for Reporting Unit		5,606,651	1,388,074	1,463,074	617,284	1,289,664	1,557,341

REPORTING UNIT:	REVENUE: OFFICE OF THE DIRECTOR
FUND: 200	DIVISION - SUBDIVISION #: 410-4100

		(1)	(2)	(3)	(4)	(5)	(6)
		2022	2023	2023 Budget	2023	2023	2024 Adopted
Account Description:	Account	Actual	Adopted	Adopted &	Actual	Projected	Operating and
			Budget	Modified 6/30	as of 6/30	at 12/31	Capital Budget
ARPA/LATCF	443510	0	0	50,000	0	50,000	0
FEDERAL INTERDEPARTMENTAL REVENI	449100	590,087	677,645	677,645	100,255	677,645	716,110
CARRYOVER	449980	0	0	25,000	0	0	0
Appropriations Unit: Revenue		590,087	677,645	752,645	100,255	727,645	716,110
Total Funding for Reporting Unit		590,087	677,645	752,645	100,255	727,645	716,110

Total Expenses for Reporting Unit	5,606,651	1,388,074	1,463,074	617,284	1,289,664	1,557,341
Total Revenue for Reporting Unit	(590,087)	(677,645)	(752,645)	(100,255)	(727,645)	(716,110)
Total Levy for Reporting Unit	5,016,564	710,429			562,019	841,231

DEPARTMENT OF HUMAN SERVICES

CENTRAL SERVICES

ACTIVITIES

Central Services provides building and tenant services for all DHS Divisions and other partners located at the Kenosha County Human Services/Job Center Building. Services include purchasing, safety, lease administration, building management, equipment procurement and maintenance, mail distribution, etc.

- To ensure safety for all public visitors and staff located at the Human Services/Job Center building.
- To maintain responsive internal facility services to all Human Services and Job Center Partners within the Human Services/Job Center building.
- To serve as a liaison to other County Departments including Public Works and external resources including Law Enforcement and Public Safety.

DEPT/DIV: HUMAN SERVICES - CENTRAL SERVICES

	(1) 2022 Actual	(2) 2023 Adopted Budget	(3) 2023 Budget Adopted & Modified 6/30	(4) 2023 Actual as of 6/30	(5) 2023 Projected at 12/31	(6) 2024 Adopted Operating and Capital Budget
Contractual	92,438	122,000	122,000	21,082	122,000	122,000
Supplies	293,634	320,000	320,000	141,395	320,000	330,000
Fixed Charges	26,878	72,500	72,500	13,828	72,500	72,500
Grants/Contributions	306,943	660,095	660,095	183,867	660,095	691,400
Cost Allocation	(922,643)	(746,523)	(746,523)	(674,306)	(746,523)	(772,483)
Debt Service	518	0	0	0	0	0
Total Expenses for Reporting Unit	(202,232)	428,072	428,072	(314,135)	428,072	443,417
Total Revenue for Reporting Unit	(64,185)	(180,991)	(180,991)	(72,059)	(180,991)	(181,554)
Total Levy for Reporting Unit	(266,417)	247,081			247,081	261,863

DEPT/DIV: HUMAN SERVICES - CENTRAL SERVICES

REPORTING UNIT: CENTRAL SERVICES

FUND: 202 DIVISION - SUBDIVISION #: 440-4410

		(1)	(2)	(3)	(4)	(5)	(6)
		2022	2023	2023 Budget	2023	2023	2024 Adopted
Account Description:	Account	Actual	Adopted Budget	Adopted & Modified 6/30	Actual as of 6/30	Projected at 12/31	Operating and Capital Budget
OFFICE MACHINES	524200	87,827	110,000	110,000	21,082	110,000	110,000
Appropriations Unit: Contractual		87,827	110,000	110,000	21,082	110,000	110,000
FURN/FIXTURE>\$100<\$5000	530010	0	10,000	10,000	2,590	10,000	10,000
MACHY/EQUIP>\$100<\$5000	530050	14,401	10,000	10,000	0	10,000	10,000
POSTAGE	531100	49,008	70,000	70,000	27,479	70,000	70,000
OFFICE SUPPLIES	531200	66,436	75,000	75,000	23,835	75,000	75,000
Appropriations Unit: Supplies		129,844	165,000	165,000	53,905	165,000	165,000
EQUIPMENT LEASE/RENTAL	553300	25,709	65,000	65,000	11,591	65,000	65,000
Appropriations Unit: Fixed Charges		25,709	65,000	65,000	11,591	65,000	65,000
PURCHASED SERVICES - PROGRAM	571770	254,563	587,514	587,514	159,997	587,514	614,037
Appropriations Unit: Grants/Contrit		254,563	587,514	587,514	159,997	587,514	614,037
INTERDEPARTMENTAL CHARGES	591000	(922,643)	(746,523)	(746,523)	(674,306)	(746,523)	(772,483)
Appropriations Unit: Cost Allocation		(922,643)	(746,523)	(746,523)	(674,306)	(746,523)	(772,483)
Total Expense for Reporting Unit		(424,699)	180,991	180,991	(427,732)	180,991	181,554

REPORTING UNIT: CENTRAL SERVICES - COUNTY MAIL SERVICES

FUND: 202 DIVISION - SUBDIVISION #: 440-4420

		(1)	(2)	(3)	(4)	(5)	(6)
		2022	2023	2023 Budget	2023	2023	2024 Adopted
Account Description:	Account	Actual	Adopted Budget	Adopted & Modified 6/30	Actual as of 6/30	Projected at 12/31	Operating and Capital Budget
OFFICE MACHINES	524200	4,610	12,000	12,000	0	12,000	12,000
Appropriations Unit: Contractual		4,610	12,000	12,000	0	12,000	12,000
POSTAGE	531100	163,459	150,000	150,000	87,490	150,000	160,000
OFFICE SUPPLIES	531200	332	5,000	5,000	0	5,000	5,000
Appropriations Unit: Supplies		163,790	155,000	155,000	87,490	155,000	165,000
EQUIPMENT LEASE/RENTAL	553300	(23,345)	7,500	7,500	2,237	7,500	7,500
AMORTIZATION EXPENSE	554100	24,514	0	0	0	0	0

Appropriations Unit:	Fixed Charges	1,169	7,500	7,500	2,237	7,500	7,500
GENERAL INTEREST	562200	518	0	0	0	0	0
Appropriations Unit:	Debt Service	518	0	0	0	0	0
PURCHASED SERVICES - PROGRAM	571770	52,379	72,581	72,581	23,870	72,581	77,363
Appropriations Unit:	Grants/Contri	52,379	72,581	72,581	23,870	72,581	77,363
Total Expense for Reporting Unit		222,467	247,081	247,081	113,596	247,081	261,863

REPORTING UNIT:	REVENUE: CENTRAL SERVICES
FUND: 202	DIVISION - SUBDIVISION #: 440-4410

		(1)	(2)	(3)	(4)	(5)	(6)
		2022	2023	2023 Budget	2023	2023	2024 Adopted
Account Description:	Account	Actual	Adopted Budget	Adopted & Modified 6/30	Actual as of 6/30	Projected at 12/31	Operating and Capital Budget
GENERAL FUND INTEREST	448110	2,194	0	0	0	0	0
RENTAL INCOME	448550	61,991	180,991	180,991	72,059	180,991	181,554
Appropriations Unit:	Revenue	64,185	180,991	180,991	72,059	180,991	181,554
Total Funding for Reporting Unit		64,185	180,991	180,991	72,059	180,991	181,554

Total Expenses for Reporting Unit	(202,232)	428,072	428,072	(314,135)	428,072	443,417
Total Revenue for Reporting Unit	(64,185)	(180,991)	(180,991)	(72,059)	(180,991)	(181,554)
Total Levy for Reporting Unit	(266,417)	247,081			247,081	261,863

DIVISION OF WORKFORCE DEVELOPMENT

MISSION STATEMENT

The mission of the Kenosha County Division of Workforce Development is to create and operate an equitable service delivery system that fully integrates Economic Support, Child Support, Child Care, and Employment Services into a single system of case management that emphasizes social and economic self-sufficiency as our participant's primary goal. The Division's mission is accomplished through the provision of a variety of programs and partnerships that include Child Support, FoodShare, Medical Assistance, Child Care subsidies, FoodShare Employment and Training (FSET), Children First, ELEVATE, and Workforce Innovation and Opportunity Act (WIOA) services.

To accomplish its mission and to achieve its goals the Division of Workforce Development collaborates with a number of other County divisions, educational institutions, local businesses, community-based organizations, public and private partners. Some of the established goals for the division include:

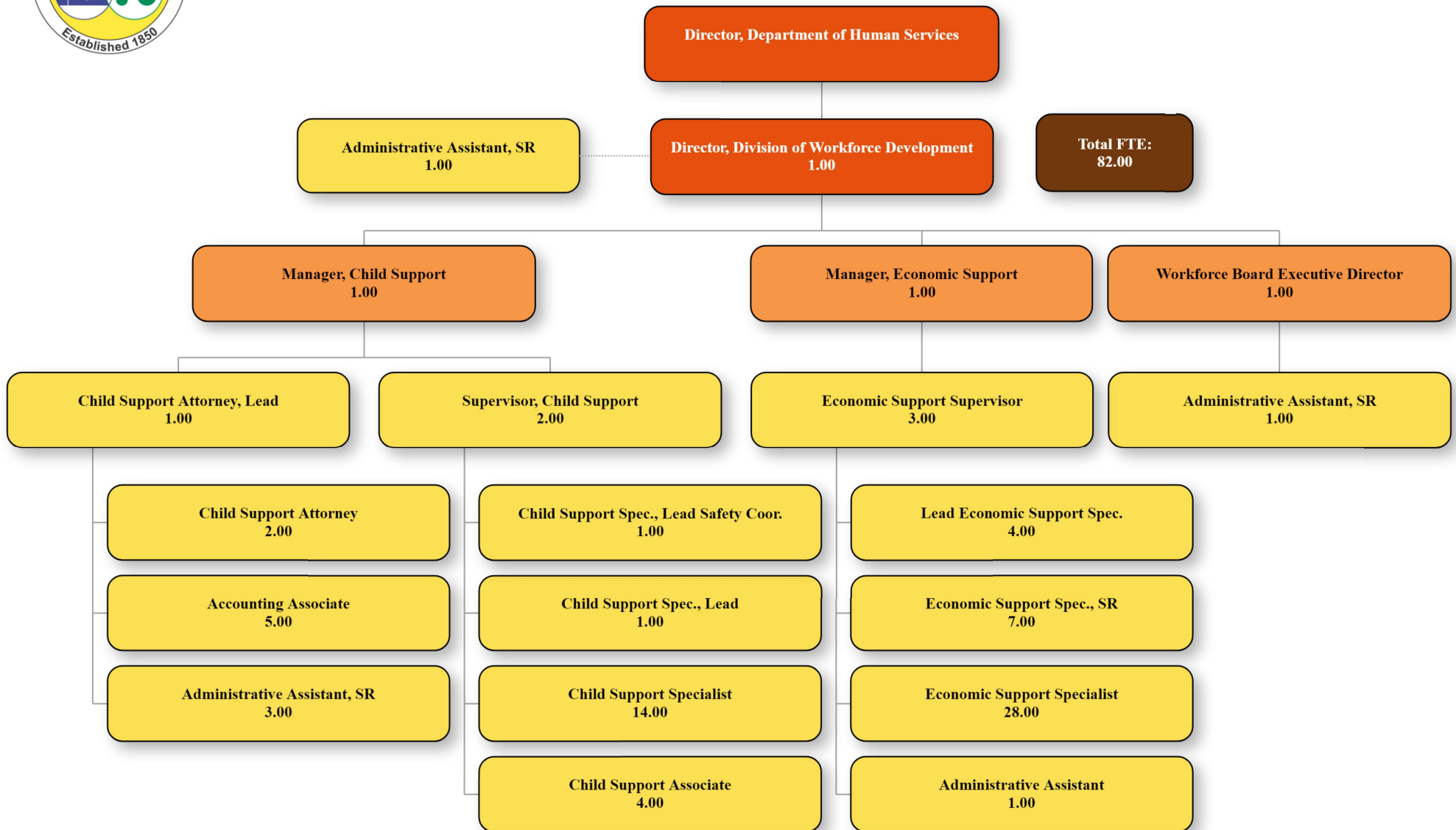
- Administering successful training and employment support programs that assist individuals and families to become self-sufficient
- Ensuring that employment support services, such as Child Care, FoodShare, BadgerCare and Medical Assistance are easily accessible to eligible persons
- Connecting low income individuals to programs and services that help them to gain skills, education and knowledge that result in self-sustaining employment
- Maintaining a high standard of customer service to insure timely access for all eligible members of the community
- Substantially increasing paternity establishment, child support orders and child support collection rates to bring about family stability and self-sufficiency for custodial parents
- Identifying and delivering appropriate, professional, and equitable services to all eligible persons
- Insuring that service delivery methods follow program guidelines that meet customer needs and performance benchmarks
- Actively pursuing state and federal funds to enhance services to the public through new program initiatives and projects
- Meeting or exceeding State performance standards for all program areas within DWD

HUMAN SERVICES - WORKFORCE DEVELOPMENT

POSITION TITLE	GRADE	2020	2021	2022	2023	2024
<u>ADMINISTRATIVE</u>						
DIRECTOR, WORKFORCE DEVELOPMENT	E12	1.00	1.00	1.00	1.00	1.00
WORKFORCE BOARD EXEC DIRECTOR	E12	1.00	1.00	1.00	1.00	1.00
BUSINESS SERVICES JOB DEVELOPER	GRANT	1.00	1.00	1.00	0.00	0.00
ADMINISTRATIVE ASSISTANT, SR	NE07	2.00	2.00	2.00	2.00	2.00
ADMINISTRATIVE ASSISTANT	NE06	1.00	1.00	1.00	1.00	1.00
AREA TOTAL		6.00	6.00	6.00	5.00	5.00
<u>ECONOMIC SUPPORT</u>						
ECONOMIC SUPPORT MANAGER	E10	1.00	1.00	1.00	1.00	1.00
ECONOMIC SUPPORT SUPERVISOR	E08	3.00	3.00	3.00	3.00	3.00
LEAD ECON SUPPORT SPECIALIST	NE09	4.00	4.00	4.00	4.00	4.00
ECON SUPPORT SPECIALIST, SR	NE08	10.00	8.00	8.00	6.00	7.00
ECON SUPPORT SPECIALIST	NE07	23.00	25.00	26.00	28.00	28.00
AREA TOTAL		41.00	41.00	42.00	42.00	43.00
<u>CHILD SUPPORT</u>						
CHILD SUPPORT ATTORNEY, LEAD	E12	1.00	1.00	1.00	1.00	1.00
CHILD SUPPORT ATTORNEY	E11	2.00	2.00	2.00	2.00	2.00
MANAGER, CHILD SUPPORT	E10	1.00	1.00	1.00	1.00	1.00
CHILD SUPPORT SUPERVISOR	E08	2.00	2.00	2.00	2.00	2.00
LEAD CHILD SUPPORT SPEC/SAFETY COORD	NE10	0.00	0.00	0.00	0.00	1.00
LEAD CHILD SUPPORT SPECIALIST	NE10	0.00	0.00	1.00	1.00	1.00
CHILD SUPPORT SPECIALIST	NE08	15.00	15.00	14.00	14.00	14.00
CHILD SUPPORT ASSOCIATE	NE07	4.00	4.00	4.00	4.00	4.00
ACCOUNTING ASSOCIATE	NE07	5.00	5.00	5.00	5.00	5.00
ADMINISTRATIVE ASSISTANT, SR	NE07	3.00	3.00	3.00	3.00	3.00
AREA TOTAL		33.00	33.00	33.00	33.00	34.00
DIVISION TOTAL		80.00	80.00	81.00	80.00	82.00



County of Kenosha Division of Workforce Development



DEPT/DIV: HUMAN SERVICES - WORKFORCE DEVELOPMENT

	(1) 2022 Actual	(2) 2023 Adopted Budget	(3) 2023 Budget Adopted & Modified 6/30	(4) 2023 Actual as of 6/30	(5) 2023 Projected at 12/31	(6) 2024 Adopted Operating and Capital Budget
Personnel	6,206,226	6,416,791	6,416,791	2,825,980	5,654,858	6,898,742
Contractual	141,071	228,900	228,900	64,099	178,900	229,900
Supplies	12,734	26,550	26,550	8,818	26,550	27,550
Fixed Charges	652,851	636,109	636,109	368,039	636,109	657,725
Grants/Contributions	7,395,711	9,078,028	9,078,028	4,332,082	7,447,806	9,045,065
Cost Allocation	0	0	0	0	0	3,000
Total Expenses for Reporting Unit	14,408,593	16,386,378	16,386,378	7,599,018	13,944,223	16,861,982
Total Revenue for Reporting Unit	(14,039,819)	(15,065,471)	(15,065,471)	(3,181,312)	(12,636,217)	(15,606,965)
Total Levy for Reporting Unit	368,774	1,320,907			1,308,006	1,255,017

DEPT/DIV: HUMAN SERVICES - WORKFORCE DEVELOPMENT

REPORTING UNIT: WORKFORCE DEVELOPMENT

FUND: 200 DIVISION - SUBDIVISION #: 430-4300

		(1)	(2)	(3)	(4)	(5)	(6)
		2022	2023	2023 Budget	2023	2023	2024 Adopted
Account Description:	Account	Actual	Adopted Budget	Adopted & Modified 6/30	Actual as of 6/30	Projected at 12/31	Operating and Capital Budget
SALARIES	511100	4,090,038	4,335,739	4,335,739	1,880,343	3,760,687	4,701,117
SALARIES-OVERTIME	511200	2,206	15,500	15,500	2,097	15,500	15,500
FICA	515100	297,099	332,869	332,869	136,809	273,618	360,824
RETIREMENT	515200	266,412	295,884	295,884	127,743	255,486	325,451
MEDICAL INSURANCE	515400	1,535,090	1,419,530	1,419,530	666,110	1,332,221	1,481,620
LIFE INSURANCE	515500	9,374	8,861	8,861	4,469	8,938	8,140
WORKERS COMPENSATION	515600	6,008	8,408	8,408	8,408	8,408	6,090
Appropriations Unit: Personnel		6,206,226	6,416,791	6,416,791	2,825,980	5,654,858	6,898,742
BLOOD TEST	521880	34,193	70,000	70,000	15,354	35,000	70,000
OTHER PROFESSIONAL SERVICES	521900	10,742	26,400	26,400	3,269	26,400	27,400
LEGAL SERVICE	525500	95,347	130,000	130,000	45,127	115,000	130,000
FILING FEES	525560	790	2,500	2,500	350	2,500	2,500
Appropriations Unit: Contractual		141,071	228,900	228,900	64,099	178,900	229,900
OFFICE SUPPLIES	531200	637	1,250	1,250	577	1,250	1,250
SUBSCRIPTIONS	532200	1,543	2,000	2,000	1,579	2,000	2,000
BOOKS & MANUALS	532300	279	800	800	303	800	800
MILEAGE & TRAVEL	533900	2,079	8,500	8,500	1,323	8,500	8,500
STAFF DEVELOPMENT	543340	8,196	14,000	14,000	5,037	14,000	15,000
Appropriations Unit: Supplies		12,734	26,550	26,550	8,818	26,550	27,550
PUBLIC LIABILITY INSURANCE	551300	112,539	97,019	97,019	97,019	97,019	109,981
BUILDING RENTAL	553200	540,312	539,090	539,090	271,020	539,090	547,744
Appropriations Unit: Fixed Charges		652,851	636,109	636,109	368,039	636,109	657,725
PURCHASED SERVICES - PROGRAM	571770	7,395,711	9,078,028	9,078,028	4,332,082	7,447,806	9,045,065
Appropriations Unit: Grants/Contrit		7,395,711	9,078,028	9,078,028	4,332,082	7,447,806	9,045,065
INTERDEPARTMENTAL CHARGES	591000	0	0	0	0	0	3,000
Appropriations Unit: Cost Allocation		0	0	0	0	0	3,000
Total Expense for Reporting Unit		14,408,593	16,386,378	16,386,378	7,599,018	13,944,223	16,861,982

REPORTING UNIT:	REVENUE: WORKFORCE DEVELOPMENT
FUND: 200	DIVISION - SUBDIVISION #: 430-4300

		(1)	(2)	(3)	(4)	(5)	(6)
		2022	2023	2023 Budget	2023	2023	2024 Adopted
Account Description:	Account	Actual	Adopted Budget	Adopted & Modified 6/30	Actual as of 6/30	Projected at 12/31	Operating and Capital Budget
CHILD CARE ELIGIBILITY	442711	0	219,522	219,522	0	219,522	230,697
DOC-WTW REVENUE	442737	190,468	500,000	500,000	74,671	155,000	500,000
WIOA CONTRACT REVENUE	442740	3,051,873	3,805,976	3,805,976	941,696	2,000,000	3,835,555
WI WINS PROGRAM REVENUE	442763	0	0	0	0	0	106,074
ARES REVENUE	442925	0	0	0	7,270	15,000	0
COLLECTIONS	443015	96,269	150,000	150,000	42,415	120,000	150,000
CHILD CARE ADMINISTRATION	443210	836,036	815,773	815,773	424,628	815,773	815,773
CHILDREN FIRST	443225	55,265	90,578	90,578	18,990	90,578	90,776
SPSK REVENUE	443226	119,993	219,916	219,916	42,794	219,916	219,916
INCOME MAINTENANCE	443240	5,904,266	6,084,828	6,084,828	1,038,239	6,084,828	6,179,294
INCOME MAINTENANCE - ENHANCED	443242	669,586	0	0	(186,052)	0	0
ACCESS & VISITATION	443420	55,000	40,000	40,000	0	0	0
CHILD SUPPORT REVENUE	443450	2,713,097	3,126,278	3,126,278	764,801	2,900,000	3,416,280
CHILD SUPPORT INCENTIVE REVENUE	443465	152,440	0	0	0	0	0
REIMBURSEMENT VS FEES	443480	547	600	600	218	600	600
ARPA/LATCF	443510	0	0	0	0	0	50,000
BLOOD TESTS	443530	14,614	12,000	12,000	9,662	12,000	12,000
JAIL LITERACY PROJECT	445690	5,205	0	0	1,980	3,000	0
PRIOR YEAR REVENUE	448600	175,160	0	0	0	0	0
Appropriations Unit: Revenue		14,039,819	15,065,471	15,065,471	3,181,312	12,636,217	15,606,965
Total Funding for Reporting Unit		14,039,819	15,065,471	15,065,471	3,181,312	12,636,217	15,606,965

Total Expenses for Reporting Unit	14,408,593	16,386,378	16,386,378	7,599,018	13,944,223	16,861,982
Total Revenue for Reporting Unit	(14,039,819)	(15,065,471)	(15,065,471)	(3,181,312)	(12,636,217)	(15,606,965)
Total Levy for Reporting Unit	368,774	1,320,907			1,308,006	1,255,017

This page left blank intentionally

DIVISION OF VETERANS SERVICES

MISSION STATEMENT

The mission of the County Division of Veterans Services is to assist veterans and their families with obtaining local, state and federal benefits. The division specializes in assisting veterans throughout their claim process from start to finish to include assisting with completing numerous other legal documents. The division is committed to advocating for veterans, but most importantly to provide quality services to our heroes.

The Kenosha County Division of Veterans Services is in its totality a service function of county government which shares with nation and state a historic obligation to veterans and their families, by facilitating claims, applications and numerous other legal forms, and by acting as an advocate for Kenosha County veterans before complex and somewhat ponderous state and federal agencies.

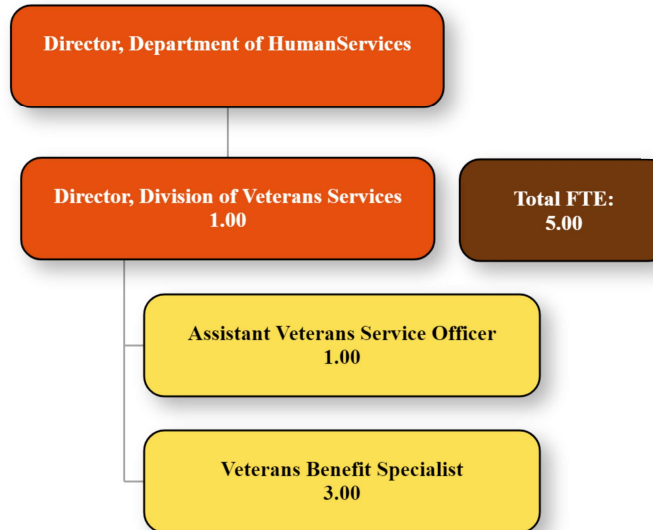
The Kenosha County Division of Veterans Services renders timely, efficient and competent assistance to Kenosha County veterans and their families, delivered with dignity, compassion and respect earned in service to this great nation.

HUMAN SERVICES - VETERANS SERVICES

POSITION TITLE	GRADE	2020	2021	2022	2023	2024
DIRECTOR, VETERAN SERVICES	E10	1.00	1.00	1.00	1.00	1.00
ASSISTANT VETERANS SVS OFFICER	E07	1.00	1.00	1.00	1.00	1.00
VETERANS BENEFIT SPECIALIST	NE08	1.00	1.00	1.00	1.00	3.00
VETERANS BENEFIT REPRESENTATIVE	NE06	1.00	1.00	1.00	1.00	0.00
DIVISION TOTAL		4.00	4.00	4.00	4.00	5.00



County of Kenosha Division of Veterans Services



DEPT/DIV: HUMAN SERVICES - VETERANS SERVICES

	(1) 2022 Actual	(2) 2023 Adopted Budget	(3) 2023 Budget Adopted & Modified 6/30	(4) 2023 Actual as of 6/30	(5) 2023 Projected at 12/31	(6) 2024 Adopted Operating and Capital Budget
Personnel	338,893	321,087	351,087	135,093	286,305	407,523
Supplies	14,748	22,210	22,210	5,960	11,062	26,010
Fixed Charges	24,709	24,289	24,289	13,214	27,218	24,983
Grants/Contributions	27,148	41,000	46,730	18,998	28,267	41,000
Total Expenses for Reporting Unit	405,499	408,586	444,316	173,265	352,852	499,516
Total Revenue for Reporting Unit	(20,030)	(14,300)	(50,030)	(34,178)	(34,678)	(14,300)
Total Levy for Reporting Unit	385,469	394,286			318,174	485,216

DEPT/DIV: HUMAN SERVICES - VETERANS SERVICES

REPORTING UNIT: VETERANS SERVICES

FUND: 100 DIVISION - SUBDIVISION #: 520-5200

		(1)	(2)	(3)	(4)	(5)	(6)
		2022	2023	2023 Budget	2023	2023	2024 Adopted
Account Description:	Account	Actual	Adopted Budget	Adopted & Modified 6/30	Actual as of 6/30	Projected at 12/31	Operating and Capital Budget
SALARIES	511100	235,003	237,452	267,452	95,996	198,123	303,482
SALARIES-OVERTIME	511200	10,742	0	0	2,250	5,399	0
FICA	515100	18,178	18,165	18,165	7,162	14,653	23,216
RETIREMENT	515200	15,935	16,147	16,147	6,691	13,839	20,942
MEDICAL INSURANCE	515400	56,853	47,110	47,110	21,678	51,814	57,820
LIFE INSURANCE	515500	1,350	1,053	1,053	532	1,089	936
WORKERS COMPENSATION	515600	240	353	353	353	353	320
Appropriations Unit: Personnel		338,301	320,280	350,280	134,662	285,271	406,716
OFFICE SUPPLIES	531200	520	1,000	1,000	9	500	750
ADVERTISING	532600	0	500	500	0	0	500
MILEAGE & TRAVEL	533900	5,842	3,500	3,500	1,662	3,001	5,000
STAFF DEVELOPMENT	543340	8,207	15,450	15,450	4,289	6,681	18,000
Appropriations Unit: Supplies		14,568	20,450	20,450	5,960	10,182	24,250
PUBLIC LIABILITY INSURANCE	551300	2,353	1,976	1,976	1,976	4,742	2,240
BUILDING RENTAL	553200	22,356	22,313	22,313	11,238	22,476	22,743
Appropriations Unit: Fixed Charges		24,709	24,289	24,289	13,214	27,218	24,983
PURCHASED SERVICES - PROGRAM	571770	12,742	20,000	20,000	6,821	13,012	20,000
OTHER DIRECT RELIEF	571900	14,303	10,000	10,000	3,812	4,256	10,000
VETS DONATION	572120	0	0	5,730	0	0	0
MEMORIAL MARKERS	573110	103	11,000	11,000	8,365	11,000	11,000
Appropriations Unit: Grants/Contrit		27,148	41,000	46,730	18,998	28,267	41,000
Total Expense for Reporting Unit		404,727	406,019	441,749	172,834	350,939	496,949

REPORTING UNIT: VETERANS SERVICES COMMISSION

FUND: 100 DIVISION - SUBDIVISION #: 520-5230

		(1)	(2)	(3)	(4)	(5)	(6)
		2022	2023	2023 Budget	2023	2023	2024 Adopted
Account Description:	Account	Actual	Adopted Budget	Adopted & Modified 6/30	Actual as of 6/30	Projected at 12/31	Operating and Capital Budget

PER DIEM	514100	550	750	750	400	960	750
FICA	515100	42	57	57	31	73	57
Appropriations Unit: Personnel		592	807	807	431	1,033	807
MEMBERSHIP DUES	532400	0	60	60	0	30	60
MILEAGE & TRAVEL	533900	0	700	700	0	350	700
STAFF DEVELOPMENT	543340	180	1,000	1,000	0	500	1,000
Appropriations Unit: Supplies		180	1,760	1,760	0	880	1,760
Total Expense for Reporting Unit		772	2,567	2,567	431	1,913	2,567

REPORTING UNIT:	REVENUE: VETERANS SERVICES
FUND: 100	DIVISION - SUBDIVISION #: 520-5200

Account Description:	Account	(1)	(2)	(3)	(4)	(5)	(6)
		2022 Actual	2023 Adopted Budget	2023 Budget Adopted & Modified 6/30	2023 Actual as of 6/30	2023 Projected at 12/31	2024 Adopted Operating and Capital Budget
VETERANS SERVICE REVENUE	443470	14,300	14,300	14,300	33,478	33,478	14,300
DONATIONS	448650	5,730	0	5,730	700	1,200	0
CARRYOVER	449980	0	0	30,000	0	0	0
Appropriations Unit: Revenue		20,030	14,300	50,030	34,178	34,678	14,300
Total Funding for Reporting Unit		20,030	14,300	50,030	34,178	34,678	14,300

Total Expenses for Reporting Unit	405,499	408,586	444,316	173,265	352,852	499,516
Total Revenue for Reporting Unit	(20,030)	(14,300)	(50,030)	(34,178)	(34,678)	(14,300)
Total Levy for Reporting Unit	385,469	394,286			318,174	485,216

OFFICE OF THE MEDICAL EXAMINER

MISSION STATEMENT

To promote and maintain the highest professional standards in the field of medicolegal death investigation; to provide timely, accurate and legally defensible determination of cause and manner of death; to enhance public health and safety by increasing awareness of preventable deaths; to support the advancement of professional medical and legal education; and to protect the interest of the decedents, their loved ones and the communities we serve.

OBJECTIVES

- To ensure that investigations are carried out in an expeditious and professional manner, while maintaining the highest level of sensitivity and compassion to the surviving loved ones during their time of grief.
- To coordinate with other public health and safety organizations and entities to reduce the incidence of preventable deaths.
- To participate as part of the governmental response team for emergency management services.

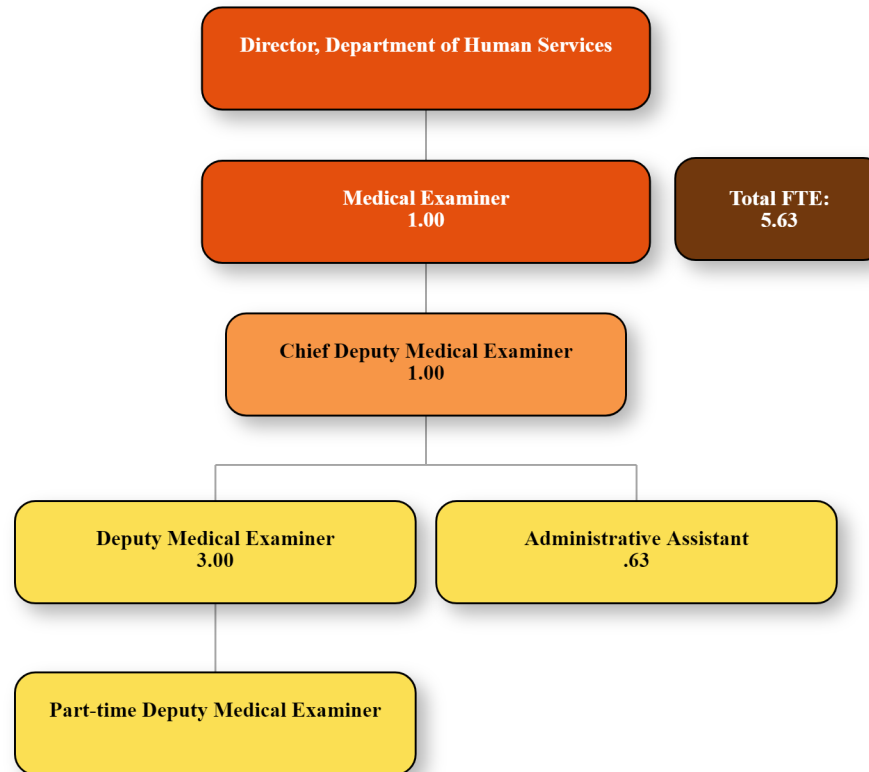
HUMAN SERVICES - MEDICAL EXAMINER

POSITION TITLE	GRADE	2020	2021	2022	2023	2024
MEDICAL EXAMINER	E12	1.00	1.00	1.00	1.00	1.00
CHIEF DEPUTY MEDICAL EXAMINER	E09	1.00	1.00	1.00	1.00	1.00
DEPUTY MEDICAL EXAMINER	NE10	2.00	2.00	2.00	3.00	3.00
ADMINISTRATIVE ASSISTANT	NE06	0.63	0.63	0.63	0.63	0.63
DIVISION TOTAL		4.63	4.63	4.63	5.63	5.63

* Seasonal, Temporary, and/or Intern employees are no longer be reflected as an FTE count within the Division's budget, effective as of the 2020 budget year. Costs of these positions are entered as a total sum amount in the appropriate main account.



County of Kenosha Medical Examiner



DEPT/DIV: HUMAN SERVICES - OFFICE OF THE MEDICAL EXAMINER

	(1) 2022 Actual	(2) 2023 Adopted Budget	(3) 2023 Budget Adopted & Modified 6/30	(4) 2023 Actual as of 6/30	(5) 2023 Projected at 12/31	(6) 2024 Adopted Operating and Capital Budget
Personnel	617,454	674,122	674,122	331,425	659,465	663,054
Contractual	264,354	293,300	293,300	16,656	282,573	313,100
Supplies	20,764	34,088	34,088	13,977	25,963	35,088
Fixed Charges	10,324	10,877	10,877	6,652	10,213	11,559
Grants/Contributions	2,429	4,000	4,000	747	1,581	4,000
Outlay	5,847	0	0	0	0	55,000
Cost Allocation	716	6,000	6,000	340	816	6,720
Total Expenses for Reporting Unit	921,888	1,022,387	1,022,387	369,796	980,611	1,088,521
Total Revenue for Reporting Unit	(455,799)	(386,862)	(386,862)	(161,191)	(398,400)	(463,015)
Total Levy for Reporting Unit	466,088	635,525			582,211	625,506

DEPT/DIV: HUMAN SERVICES - OFFICE OF THE MEDICAL EXAMINER

REPORTING UNIT: OFFICE OF THE MEDICAL EXAMINER

FUND: 100 DIVISION - SUBDIVISION #: 510-5100

		(1)	(2)	(3)	(4)	(5)	(6)
		2022	2023	2023 Budget	2023	2023	2024 Adopted
Account Description:	Account	Actual	Adopted Budget	Adopted & Modified 6/30	Actual as of 6/30	Projected at 12/31	Operating and Capital Budget
SALARIES	511100	411,266	477,181	477,181	228,029	471,899	479,862
SALARIES-OVERTIME	511200	22,892	0	0	9,620	9,620	0
FICA	515100	31,811	36,505	36,505	17,595	34,838	36,710
RETIREMENT	515200	23,959	27,006	27,006	12,561	24,695	27,589
MEDICAL INSURANCE	515400	122,215	124,180	124,180	54,551	109,083	109,200
LIFE INSURANCE	515500	519	442	442	261	522	478
WORKERS COMPENSATION	515600	4,792	8,808	8,808	8,808	8,808	9,215
Appropriations Unit: Personnel		617,454	674,122	674,122	331,425	659,465	663,054
TELECOMMUNICATIONS	522500	7,585	5,000	5,000	2,862	6,870	5,000
MOTOR VEHICLE MAINTENANCE	524100	5,649	3,000	3,000	2,767	3,000	3,000
PATHOLOGY FEES	525200	245,873	282,800	282,800	10,220	271,000	302,600
MISC CONTRACTUAL SERVICES	529900	5,247	2,500	2,500	806	1,703	2,500
Appropriations Unit: Contractual		264,354	293,300	293,300	16,656	282,573	313,100
MACHY/EQUIP>\$100<\$5000	530050	575	0	0	0	0	700
OFFICE SUPPLIES	531200	122	500	500	0	250	250
SUBSCRIPTIONS	532200	570	835	835	100	240	650
BOOKS & MANUALS	532300	0	385	385	0	150	150
MILEAGE & TRAVEL	533900	3,558	2,500	2,500	2,291	2,634	5,170
OTHER OPERATING SUPPLIES	534900	12,785	12,748	12,748	7,649	16,221	13,048
STAFF DEVELOPMENT	543340	3,154	17,120	17,120	3,938	6,468	15,120
Appropriations Unit: Supplies		20,764	34,088	34,088	13,977	25,963	35,088
PROPERTY INSURANCE	551100	121	300	300	294	294	300
PUBLIC LIABILITY INSURANCE	551300	3,327	2,794	2,794	2,794	2,794	3,167
BUILDING RENTAL	553200	6,876	7,783	7,783	3,564	7,125	8,092
Appropriations Unit: Fixed Charges		10,324	10,877	10,877	6,652	10,213	11,559
PURCHASED SERVICES - PROGRAM	571770	2,429	4,000	4,000	747	1,581	4,000
Appropriations Unit: Grants/Contri		2,429	4,000	4,000	747	1,581	4,000
INTERDEPARTMENTAL CHARGES	591000	716	6,000	6,000	340	816	6,720
Appropriations Unit: Cost Allocation		716	6,000	6,000	340	816	6,720
Total Expense for Reporting Unit		916,041	1,022,387	1,022,387	369,796	980,611	1,033,521

REPORTING UNIT:	OFFICE OF THE MEDICAL EXAMINER - CAPITAL					
FUND: 411	DIVISION - SUBDIVISION #: 510-5150					

		(1)	(2)	(3)	(4)	(5)	(6)
		2022	2023	2023 Budget	2023	2023	2024 Adopted
Account Description:	Account	Actual	Adopted Budget	Adopted & Modified 6/30	Actual as of 6/30	Projected at 12/31	Operating and Capital Budget
MOTORIZED VEHICLES>\$5000	581390	5,847	0	0	0	0	55,000
Appropriations Unit:	Outlay	5,847	0	0	0	0	55,000
Total Expense for Reporting Unit		5,847	0	0	0	0	55,000

REPORTING UNIT:	REVENUE: OFFICE OF THE MEDICAL EXAMINER					
FUND: 100	DIVISION - SUBDIVISION #: 510-5100					

		(1)	(2)	(3)	(4)	(5)	(6)
		2022	2023	2023 Budget	2023	2023	2024 Adopted
Account Description:	Account	Actual	Adopted Budget	Adopted & Modified 6/30	Actual as of 6/30	Projected at 12/31	Operating and Capital Budget
SALE OF COUNTY PROPERTY	441250	8,753	0	0	0	0	0
MEDICAL EXAMINER REVENUE	442450	432,096	386,862	386,862	161,191	398,400	408,015
S-DART GRANT	442835	14,951	0	0	0	0	0
Appropriations Unit:	Revenue	455,799	386,862	386,862	161,191	398,400	408,015
Total Funding for Reporting Unit		455,799	386,862	386,862	161,191	398,400	408,015

REPORTING UNIT:	REVENUE: OFFICE OF THE MEDICAL EXAMINER - CAPITAL					
FUND: 411	DIVISION - SUBDIVISION #: 510-5150					

		(1)	(2)	(3)	(4)	(5)	(6)
		2022	2023	2023 Budget	2023	2023	2024 Adopted
Account Description:	Account	Actual	Adopted Budget	Adopted & Modified 6/30	Actual as of 6/30	Projected at 12/31	Operating and Capital Budget
BONDING	440000	0	0	0	0	0	55,000
Appropriations Unit:	Revenue	0	0	0	0	0	55,000
Total Funding for Reporting Unit		0	0	0	0	0	55,000

Total Expenses for Reporting Unit	921,888	1,022,387	1,022,387	369,796	980,611	1,088,521
Total Revenue for Reporting Unit	(455,799)	(386,862)	(386,862)	(161,191)	(398,400)	(463,015)
Total Levy for Reporting Unit	466,088	635,525			582,211	625,506

This page left blank intentionally

DIVISION OF HEALTH SERVICES

MISSION STATEMENT

Kenosha County Public Health, a Level 3 health department, offers programs and services under the leadership of three divisions, Clinical Services, Environmental Services and Population Health.

Clinical Services: Kenosha County Public Health's Clinical Services Division is responsible for the investigation and follow up of communicable diseases and provides preventive health services to the residents of Kenosha County. Clinical services are provided in a variety of settings including schools, homes, correctional facilities, workplaces, and at our Kenosha County Public Health clinic locations, at the Job Center on Sheridan Road and at a satellite location in Silver Lake. The two clinic locations serve the un- and underinsured as well as undocumented population with childhood immunizations, blood lead testing, Tuberculosis (TB) testing, birth control, pap smears, pregnancy testing, sexually transmitted infections (STI) testing, urine and alcohol screenings, and medication assisted treatment.

Another component of clinical services includes school nursing services for Kenosha Unified School District (KUSD) in a collaborative contractual effort to protect and promote student health, facilitate optimal development, and advance academic success via individual emergency health plan development, medication treatment administration, vision screening, health condition monitoring (including asthma, mental health, and allergies), and family life course administration among many other services.

A communicable disease team manages communicable disease reporting and provides communicable disease surveillance under state statutory requirements.

Environmental Health: The Environmental Health Division preserves and enhances the public health environment of Kenosha County. It provides information, regulations, education, and intervention in areas of food, water, waste, recreation, lodging, environmental and human health hazards, and consumer protection. Rabies control, animal nuisances, and the transient non-community well program are included here. One of many important partnerships includes the environmental health Lead Program, largely funded by the Housing and Urban Development grant, forming the Kenosha/Racine Lead-Free Communities Partnership to maximize the lead poisoning protection of the children of Kenosha County and the City of Racine.

Each year, numerous samples are submitted to our public health laboratory for testing and examination. The Kenosha County Public Health Laboratory accepts human specimens for the purpose of performing laboratory examinations in the areas of Microbiology, Immunology and Chemistry. The laboratory is certified by the Wisconsin Department of Agriculture, Trade and Consumer Protection for the analysis of drinking water as well as from the Wisconsin Department of Natural Resources for nitrate testing in water. The Wisconsin Department of Health Services certified the laboratory to perform legal alcohol and controlled substances testing. The laboratory is also certified through the ANSI-ASQ National Accreditation Board for forensic analysis.

There are three specific areas in the lab: the Environmental Unit, the Clinical/Microbiology/Serology Unit, and the Forensic Chemistry Unit.

The Environmental Unit tests public and private water samples for bacteria (Total Coliform/E. Coli), conducts chemical analyses of water for the presence of nitrate and fluoride, and tests paint chips for the presence of lead. The Clinical / Microbiology / Serology Unit performs urine drug screening, tests for Syphilis and blood lead level. It also tests samples from tattoo parlors for adequate instrument sterilization procedures. The Forensic Chemistry Unit analyzes blood specimens for the presence of alcohol, and tests evidence submitted by local law enforcement for the presence of controlled substances.

Population Health: The Population Health Division focuses on the health of the community as a whole and develops health education and programming based on data and needs assessments. Population health relies on the methods of epidemiology, the basic science of public health, to inform what programs, education and health interventions are needed in Kenosha County. Epidemiology studies the patterns, distributions and causes of health and disease in populations such as the population of Kenosha County. This section ensures programs are aimed at addressing the root causes of health issues and reducing health disparities, and programming based on data and needs assessments. This Division facilitates a community health assessment and improvement plan (Kenosha County Thrive) in great collaboration with multiple partner entities and agencies, a public health statutory requirement. Two comprehensive home visitation programs fall under this division offering case management and health education for pregnant women and babies post birth aiming to improve healthy birth outcomes for families. Other health education services that fall under population health include emergency preparedness and response, asthma mitigation, substance abuse and misuse prevention (including Narcan distribution and our Kenosha Overdose Response Team (KORI)), and epidemiology.

HUMAN SERVICES - HEALTH SERVICES

POSITION TITLE	GRADE	2020	2021	2022	2023	2024
----------------	-------	------	------	------	------	------

ADMINISTRATIVE

DIRECTOR, HEALTH SERVICES	E14	1.00	1.00	1.00	1.00	1.00
ADMINISTRATIVE ASSISTANT, SR	NE07	1.00	1.00	1.00	1.00	1.00
MANAGER, POPULATION HEALTH	E11	1.00	1.00	1.00	1.00	1.00

AREA TOTAL		3.00	3.00	3.00	3.00	3.00
-------------------	--	-------------	-------------	-------------	-------------	-------------

NURSING

CLINICAL SERVICES MANAGER	E12	1.00	1.00	1.00	1.00	1.00
PUBLIC HEALTH NURSE PRACTITIONER	E12	2.00	2.00	2.00	2.00	1.00
EPIDEMIOLOGIST	E07	0.80	1.00	1.00	1.00	1.00
PUBLIC HEALTH NURSING SUPERVISOR	E11	3.93	4.00	4.00	4.00	5.00
PUBLIC HEALTH NURSE	NE13	23.68	22.70	24.80	23.79	22.79
PUBLIC HEALTH SUPERVISOR	E10	0.00	1.00	1.00	2.00	2.00
PUBLIC HEALTH STRATEGIST	E06	0.00	4.00	4.75	7.00	8.00
MEDICAL ASSISTANT	NE08	4.00	4.00	4.00	4.00	3.00
HEALTH SERVICE COORDINATOR	*E02	2.00	0.00	0.00	0.00	0.00
MENTAL HEALTH COORDINATOR	*E02	0.50	0.00	0.00	0.00	0.00
ADMINISTRATIVE ASSISTANT, SR	NE07	2.00	2.00	3.00	2.00	2.00

AREA TOTAL		39.91	41.70	45.55	46.79	45.79
-------------------	--	--------------	--------------	--------------	--------------	--------------

ENVIRONMENTAL HEALTH

MANAGER, ENVIRONMENTAL HEALTH	E11	1.00	1.00	1.00	1.00	1.00
ENVIRONMENTAL HEALTH TECHNICIAN	NE08	2.00	2.00	2.00	2.00	1.50
ENVIRONMENTAL SANITARIAN SUPV	E10	1.00	1.00	1.00	1.00	1.00
ENVIRONMENTAL SANITARIAN	E07	5.00	5.00	5.00	5.00	4.00
PUBLIC HEALTH SUPERVISOR	E10	0.00	1.00	1.00	1.00	1.00
LEAD HAZARD PROJECT COORDINATOR	*E07	1.00	0.00	0.00	0.00	0.00
LEAD ABATEMENT PROG. RISK ASSESSOR	NE10	2.00	2.00	2.00	2.00	2.00
ADMINISTRATIVE ASSISTANT, SR	NE07	2.00	2.00	2.00	2.00	2.00

AREA TOTAL		14.00	14.00	14.00	14.00	12.50
-------------------	--	--------------	--------------	--------------	--------------	--------------

LABORATORY SERVICES

LABORATORY SUPV - FORENSIC CHEMIST	E10	0.00	1.00	1.00	1.00	1.00
LABORATORY TEAM LEAD	*E05	1.00	0.00	0.00	0.00	0.00
LABORATORY TECHNOLOGIST	NE10	1.00	1.00	1.00	1.00	2.00

AREA TOTAL		2.00	2.00	2.00	2.00	3.00
-------------------	--	-------------	-------------	-------------	-------------	-------------

DIVISION TOTAL		58.91	60.70	64.55	65.79	64.29
-----------------------	--	--------------	--------------	--------------	--------------	--------------

* Pay grade not determined by recent classification and compensation study.



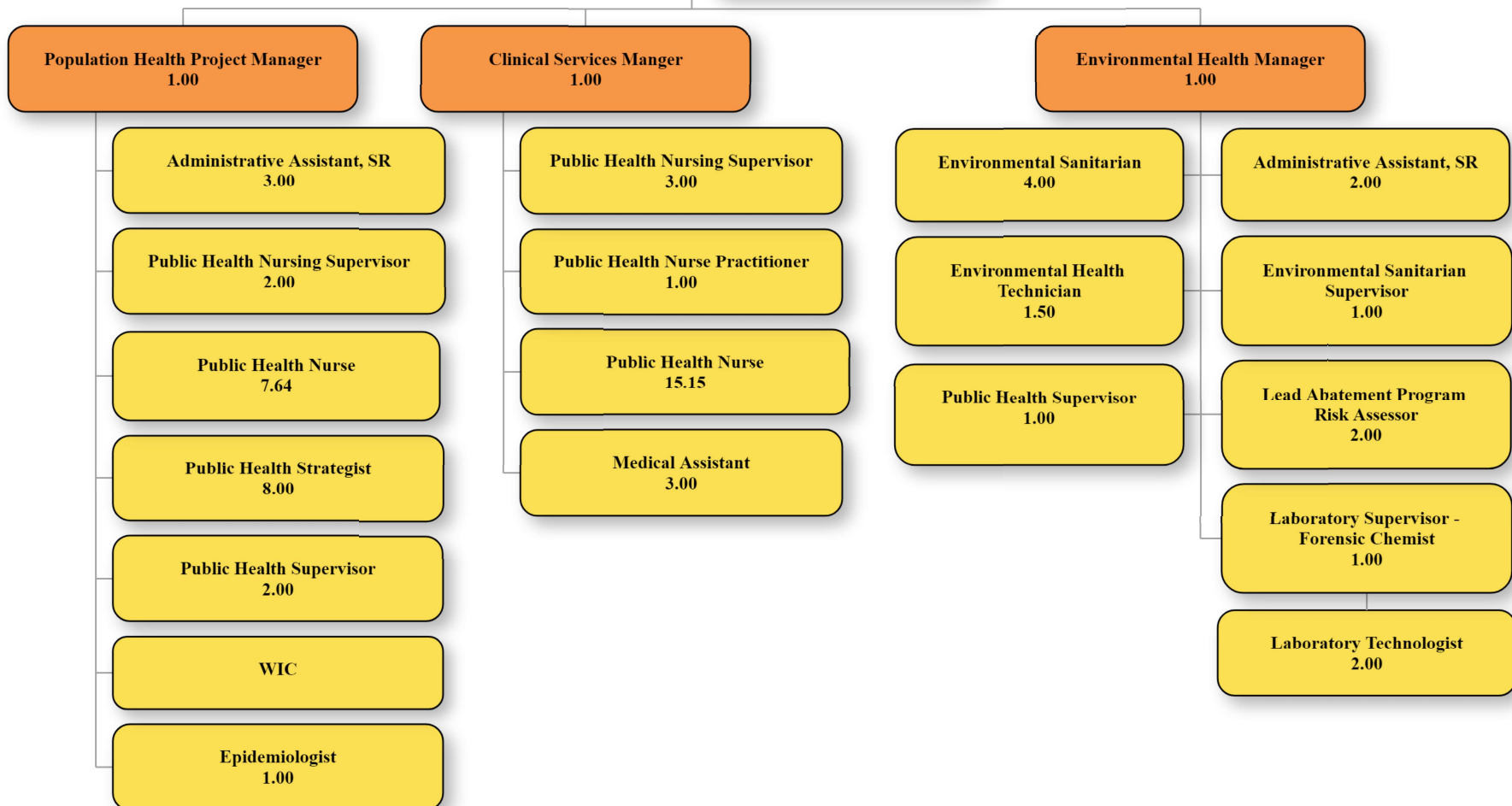
County of Kenosha Division of Health

Director, Department of Human Services

Director, Division of Health Services
1.00

Total FTE:
64.29

Administrative Assistant, SR
1.00



DEPT/DIV: HUMAN SERVICES - HEALTH SERVICES

	(1) 2022 Actual	(2) 2023 Adopted Budget	(3) 2023 Budget Adopted & Modified 6/30	(4) 2023 Actual as of 6/30	(5) 2023 Projected at 12/31	(6) 2024 Adopted Operating and Capital Budget
Personnel	6,023,368	6,773,217	6,773,217	2,878,418	5,764,750	6,791,192
Contractual	430,912	206,800	392,550	134,758	247,308	237,712
Supplies	472,433	491,784	494,004	452,707	830,087	628,537
Fixed Charges	373,043	445,083	445,083	247,695	422,314	452,631
Grants/Contributions	1,872,597	2,001,688	2,001,688	988,916	1,967,340	2,248,870
Outlay	112,553	0	285,000	0	0	0
Cost Allocation	1,050,583	(62,171)	(62,171)	91,945	169,464	30,107
Total Expenses for Reporting Unit	10,335,490	9,856,401	10,329,371	4,794,439	9,401,263	10,389,049
Total Revenue for Reporting Unit	(7,740,746)	(8,075,009)	(8,547,979)	(2,427,675)	(7,778,960)	(8,234,838)
Total Levy for Reporting Unit	2,594,743	1,781,392			1,622,303	2,154,211

DEPT/DIV: HUMAN SERVICES - HEALTH SERVICES

REPORTING UNIT: HEALTH SERVICES

FUND: 225 DIVISION - SUBDIVISION #: 530-5300

Account Description:	Account	(1) 2022 Actual	(2) 2023 Adopted Budget	(3) 2023 Budget Adopted & Modified 6/30	(4) 2023 Actual as of 6/30	(5) 2023 Projected at 12/31	(6) 2024 Adopted Operating and Capital Budget
SALARIES	511100	4,195,239	4,593,343	4,593,343	1,962,538	3,932,179	4,779,203
SALARIES-OVERTIME	511200	20,816	0	0	3,865	7,730	0
SALARIES-TEMPORARY	511500	(5,354)	250,000	250,000	(1,230)	90,000	50,000
FICA	515100	308,460	375,738	375,738	143,072	286,839	369,438
RETIREMENT	515200	266,547	316,992	316,992	131,845	264,342	329,762
MEDICAL INSURANCE	515400	1,176,216	1,133,510	1,133,510	537,890	1,078,956	1,157,265
LIFE INSURANCE	515500	9,153	7,460	7,460	4,265	8,530	7,862
WORKERS COMPENSATION	515600	52,292	96,174	96,174	96,174	96,174	97,662
Appropriations Unit: Personnel		6,023,368	6,773,217	6,773,217	2,878,418	5,764,750	6,791,192
ACCOUNTING & AUDITING	521300	600	600	600	0	0	650
DATA PROCESSING COSTS	521400	94,067	90,780	90,780	47,397	94,794	91,152
OTHER PROFESSIONAL SERVICES	521900	247,909	47,600	233,350	46,096	69,984	60,778
TELECOMMUNICATIONS	522500	34,317	20,320	20,320	6,666	13,331	21,145
MOTOR VEHICLE MAINTENANCE	524100	15,546	6,000	6,000	4,452	8,903	6,000
OFFICE MACHINES	524200	38,473	41,500	41,500	30,148	60,296	57,987
Appropriations Unit: Contractual		430,912	206,800	392,550	134,758	247,308	237,712
MACHY/EQUIP>\$100<\$5000	530050	4,406	0	0	0	0	0
OFFICE SUPPLIES	531200	4,555	6,340	6,340	1,668	3,336	4,950
SUBSCRIPTIONS	532200	8,139	9,500	9,500	2,451	4,903	8,948
ADVERTISING	532600	0	2,600	2,600	0	0	3,027
MILEAGE & TRAVEL	533900	12,757	29,142	29,142	8,075	16,151	24,614
LAB & MEDICAL SUPPLIES	534200	109,688	135,000	135,000	95,124	115,018	127,375
PREVENTION CLINIC	534210	469	7,500	7,500	76	151	7,500
OTHER OPERATING SUPPLIES	534900	218,220	176,228	176,228	250,543	500,988	308,455
CLIENT RELOCATION EXPENSE	534950	1,439	2,500	2,500	6,610	13,220	17,000
MACHY/EQUIPMENT PARTS	535300	0	0	2,220	2,220	4,440	0
MISCELLANEOUS SUPPLIES	539150	15,192	1,500	1,500	4,444	8,888	1,500
COMMUNITY RELATIONS (2)	539160	5,326	3,500	3,500	4,889	9,779	14,369
STAFF DEVELOPMENT	543340	92,240	117,974	117,974	76,607	153,213	110,799
Appropriations Unit: Supplies		472,433	491,784	494,004	452,707	830,087	628,537
PROPERTY INSURANCE	551100	679	1,000	1,000	970	1,940	1,500
PUBLIC LIABILITY INSURANCE	551300	39,285	72,994	72,994	72,994	72,994	82,746
OTHER INSURANCE	551900	1,433	5,564	5,564	1,433	2,866	1,500

BUILDING RENTAL	553200	297,098	308,525	308,525	154,349	308,615	300,447
EQUIPMENT LEASE/RENTAL	553300	34,548	57,000	57,000	17,949	35,899	66,438
Appropriations Unit: Fixed Charges		373,043	445,083	445,083	247,695	422,314	452,631
PURCHASED SERVICES - PROGRAM	571770	1,872,597	2,001,688	2,001,688	988,916	1,967,340	2,248,870
Appropriations Unit: Grants/Contrit		1,872,597	2,001,688	2,001,688	988,916	1,967,340	2,248,870
MACHINERY/EQUIPMENT>\$5000	580050	112,553	0	285,000	0	0	0
Appropriations Unit: Outlay		112,553	0	285,000	0	0	0
INTERDEPARTMENTAL CHARGES	591000	221,276	(62,171)	(62,171)	91,945	169,464	30,107
OPERATING TRANSFER OUT	599991	829,307	0	0	0	0	0
Appropriations Unit: Cost Allocation		1,050,583	(62,171)	(62,171)	91,945	169,464	30,107
Total Expense for Reporting Unit		10,335,490	9,856,401	10,329,371	4,794,439	9,401,263	10,389,049

REPORTING UNIT:	REVENUE: HEALTH SERVICES
FUND: 225	DIVISION - SUBDIVISION #: 530-5300

Account Description:	Account	(1)	(2)	(3)	(4)	(5)	(6)
		2022	2023	2023 Budget	2023	2023	2024 Adopted
		Actual	Adopted	Adopted &	Actual	Projected	Operating and
			Budget	Modified 6/30	as of 6/30	at 12/31	Capital Budget
BONDING	440000	14,000	0	0	0	0	0
SAMHSA REVENUE	442720	431,865	511,547	511,547	106,598	618,145	469,464
MATERNAL/CHILD GRANT	442800	59,207	59,209	59,209	13,544	59,136	59,136
WIC GRANT	442810	907,386	900,294	900,294	296,093	900,294	916,962
WI RX PDO GRANT	442825	0	28,500	28,500	0	0	0
S-DART GRANT	442835	0	0	0	8,516	22,000	22,679
PREVENTION GRANT	442840	14,785	14,430	14,430	730	14,438	14,438
HIV PREVENTION GRANT	442845	9,587	17,000	17,000	7,865	17,000	17,000
AHEC GRANT REVENUE	442850	115,848	79,271	79,271	53,190	106,380	125,671
HIV CTR GRANT	442855	9,900	9,900	9,900	9,900	9,900	9,900
HEALTHY BIRTH OUTREACH	442860	51,620	35,000	35,000	11,315	35,000	35,000
HEALTH SPECIAL REVENUE-(DNR)	442870	103,449	68,500	68,500	38,447	76,893	70,500
HEALTH RN-LEAD EDUCATION	442875	0	0	0	187	187	0
HUD GRANT	442890	887,467	1,325,051	1,325,051	362,017	800,000	1,422,497
HEALTH CHECK REVENUE	442910	4,867	0	0	813	1,627	0
BIO-TERRORISM GRANT REVENUE	442915	112,120	158,517	158,517	59,276	158,517	163,810
KUSD CONTRACT REVENUE	442930	967,540	967,532	967,532	0	967,532	996,566
HOME VISITING GRANT	442940	1,784,036	1,538,273	1,538,273	628,067	1,538,273	1,615,186
COVERDELL GRANT	442945	10,646	10,000	12,220	6,053	10,000	10,000
BREAST CANCER GRANT	442950	304,867	242,983	242,983	105,768	242,983	212,707
MA STI TESTING	443120	0	0	0	3,596	7,191	0

PROGRAM REVENUE	443145	206,169	25,000	25,000	121,080	242,160	0
EMERGENCY COVID RESPONSE	443290	0	295,625	295,625	0	58,456	0
ENHANCING DETECTION – COVID	443292	287,870	36,600	36,600	0	0	0
HE ARPA	443294	486,045	145,959	616,709	29,228	145,959	538,506
WI FUND SEPTIC SYSTEM	443630	0	10,000	10,000	0	8,000	10,000
COVID JUST RESPONSE	443635	45,717	0	0	58,265	116,530	0
CAMPGROUND LICENSE	444460	4,740	5,000	5,000	3,092	6,184	4,800
FOOD & BEVERAGE LICENSE	444480	2,940	3,000	3,000	1,835	3,670	3,000
RESTAURANT LICENSES	444500	304,781	280,000	280,000	193,668	300,000	290,000
RETAIL FOOD PERMITS	444530	118,080	110,000	110,000	65,711	131,422	115,000
MOBILE HOME PARK LICENSE	444540	12,420	9,000	9,000	7,935	15,870	9,000
FARMERS MARKET FEES	444580	476	500	500	250	500	500
PUBLIC SWIMMING POOL FEES	444590	21,924	22,000	22,000	18,484	25,000	22,000
WEIGHTS & MEASURES	444600	22,185	22,000	22,000	12,625	25,250	22,000
RADIATION MONITORING	444610	5,500	5,500	5,500	2,750	5,500	5,500
HOTEL/MOTEL/ROOM HOUSE	444630	36,519	19,000	19,000	26,934	30,000	40,000
SCHOOL INSPECTIONS	444640	11,735	11,500	11,500	11,355	13,000	11,500
TATTOO & BODY PIERCING	444641	8,359	8,500	8,500	7,225	8,000	8,500
FLU SHOT FEES	444650	1,950	2,500	2,500	733	1,500	1,950
DENTAL VARNISHING	444651	0	1,000	1,000	0	0	0
HIV TESTING	444660	2,835	1,000	1,000	180	450	0
TB SKIN TESTS	444661	5,608	13,000	13,000	2,787	5,641	5,500
WOMEN'S HEALTH SERVICES	444662	120	1,000	1,000	20	250	0
PREGNANCY FEES	444666	0	100	100	0	0	0
MA FEES	444690	30,152	63,000	63,000	16,077	35,000	35,000
IMMUNIZATION FEES	444700	10,143	13,500	13,500	5,725	12,500	13,500
PRENATAL CARE	444740	47,366	60,000	60,000	15,180	55,000	66,000
VIP GRANT REVENUE	444750	51,181	40,606	40,606	39,515	39,515	39,515
LEAD PREVENTION GRANT	444760	11,331	19,214	19,214	5,356	19,214	18,855
HEPATITIS B FEES	444770	0	250	250	0	0	0
INDOOR RADON BIOTERRORISM GRANT	444775	8,308	7,452	7,452	654	7,452	7,452
PUBLIC HEALTH INFRASTRUCTURE GRANT	444785	0	0	0	0	0	110,750
CDC RH GRANT	444790	0	0	0	0	0	1,000
1/2 CHEMIST SALARY-CITY	444800	38,048	43,096	43,096	0	43,096	52,244
RESTITUTION CHARGES	444810	9,984	4,500	4,500	2,270	4,541	4,500
URINE DRUG SCREENS	444820	0	100	100	0	0	100
WATER ANALYSIS	444830	27,389	35,000	35,000	12,483	26,000	25,000
LAB WORK FEES	444840	1,494	1,750	1,750	3,205	6,307	6,650
STD CLIENT FEES	444860	2,306	2,500	2,500	2,650	5,300	5,000
CITY CONTRIBUTION-HEALTH	444900	0	700,000	700,000	0	700,000	600,000
NURSING SERVICE MISC REVENUE	444920	0	250	250	0	0	0
SANITARY FEES DUE COUNTY	446570	71,175	90,000	90,000	32,700	67,000	0
QUALITATIVE DATA	446655	0	0	0	13,469	26,938	0

PRIOR YEAR REVENUE	448600	56,706	0	0	2,259	2,259	0
Appropriations Unit: Revenue		7,740,746	8,075,009	8,547,979	2,427,675	7,778,960	8,234,838
Total Funding for Reporting Unit		7,740,746	8,075,009	8,547,979	2,427,675	7,778,960	8,234,838

Total Expenses for Reporting Unit	10,335,490	9,856,401	10,329,371	4,794,439	9,401,263	10,389,049
Total Revenue for Reporting Unit	(7,740,746)	(8,075,009)	(8,547,979)	(2,427,675)	(7,778,960)	(8,234,838)
Total Levy for Reporting Unit	2,594,743	1,781,392			1,622,303	2,154,211

This page left blank intentionally

DIVISION OF AGING, DISABILITY, & BEHAVIORAL HEALTH SERVICES

MISSION STATEMENT

The mission of the Kenosha County Division of Aging, Disability, & Behavioral Health Services is to inspire hope, provide help and advocate for quality of life among older persons, persons with disabilities and those with mental illness or behavioral health challenges. This is accomplished through community collaboration and quality services from a large network of providers. The division's objectives are to:

- Provide outreach, information and assistance for older persons, persons with mental illness and/or alcohol and drug addiction and persons with disabilities and their families to help them understand and access available benefits, services and community support.
- Provide timely options counseling and pre-admission consultation to persons with long term support needs and functional eligibility screening and enrollment for publicly-funded community-based programs.
- Prevent or reduce hospitalization and incarceration, and enhance the quality of individuals' lives through community based mental health services and programs to prevent and treat alcohol and drug addiction.
- Provide crisis intervention and if needed, emergency placement, protective services and/or guardianship services for the safety of persons in crisis and incapacitated.
- Provide community education, investigation and intervention relative to vulnerable adults at risk of abuse, neglect and financial exploitation.
- Promote the principles of recovery in all community based mental health services.
- Support programs that maintain the health and well-being of older persons by reducing isolation, providing nutritious meals and companionship.
- Provide accessible transportation services for older persons and persons with disabilities.
- Support and improve diversion and treatment services for persons with mental illness, enmeshed in the local criminal justice system.
- Develop community partnerships to sustain evidence-based wellness programs and promote healthy behavior among older adults and persons with chronic conditions.
- Work with local long term care providers to increase their ability to recruit and retain a workforce sufficient to meet increasing demand.
- Provide consumer, family and community education about issues of concern to older persons, persons with disabilities, persons with dementia and persons with mental illness and/or alcohol and drug addiction.
- To help create a more aging and dementia friendly community.

HUMAN SERVICES - AGING, DIS., & BEHAVIORAL HLTH. SVCS.

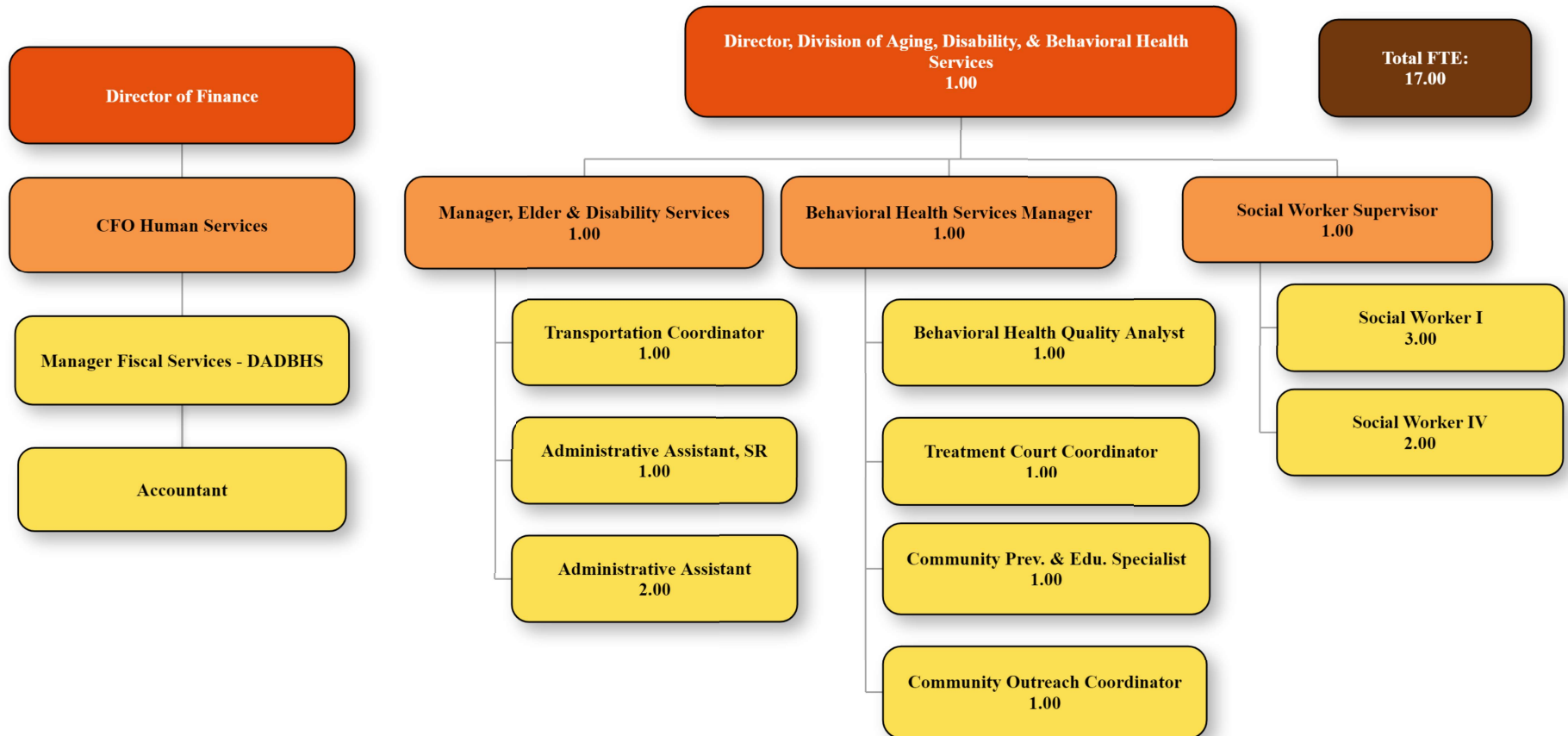
POSITION TITLE	GRADE	2020	2021	2022	2023	2024
<u>ADMINISTRATIVE</u>						
DIR., AGING, DIS, & BEHAV HLTH SVCS	E13	1.00	1.00	1.00	1.00	1.00
MANAGER, AGING & DISABILITY SERVICES	E11	1.00	1.00	1.00	1.00	1.00
MANAGER, BEHAVIORAL HEALTH SVCS	E11	1.00	1.00	1.00	1.00	1.00
BEHAVIORAL HEALTH QUALITY ANALYST	E08	1.00	1.00	1.00	1.00	1.00
MOBILITY MANAGER	NE11	1.00	1.00	1.00	1.00	1.00
SOCIAL WORKER SUPERVISOR	E10	1.00	1.00	1.00	1.00	1.00
SOCIAL WORKER IV	NE13	1.00	1.00	2.00	2.00	3.00
SOCIAL WORKER I	NE11	2.00	2.00	1.00	1.00	2.00
ADMINISTRATIVE ASSISTANT, SR	NE07	1.00	1.00	1.00	1.00	1.00
ADMINISTRATIVE ASSISTANT	NE06	2.00	2.00	2.00	2.00	2.00
COMMUNITY PREV. & EDU. SPECIALIST	E08	0.00	0.00	0.00	0.00	1.00
COMMUNITY OUTREACH COORDINATOR	NE10	0.00	0.00	0.75	1.00	1.00
TREATMENT COURT COORDINATOR	E06	0.00	0.00	1.00	1.00	1.00
HEALTH SERVICE COORDINATOR	*E02	1.00	0.00	0.00	0.00	0.00
AREA TOTAL		13.00	12.00	13.75	14.00	17.00
DIVISION TOTAL		13.00	12.00	13.75	14.00	17.00

* Pay grade not determined by recent classification and compensation study.



County of Kenosha

Division of Aging, Disability, & Behavioral Health Services



DEPT/DIV: HUMAN SERVICES - AGING, DISABILITY, & BEHAVIORAL HEALTH SERVICES

	(1) 2022 Actual	(2) 2023 Adopted Budget	(3) 2023 Budget Adopted & Modified 6/30	(4) 2023 Actual as of 6/30	(5) 2023 Projected at 12/31	(6) 2024 Adopted Operating and Capital Budget
Personnel	1,126,462	1,502,930	1,562,930	622,006	1,413,226	1,907,142
Supplies	6,660	28,200	28,200	6,688	21,774	32,950
Fixed Charges	347,234	290,512	290,512	184,279	290,512	302,339
Grants/Contributions	17,061,125	18,228,735	18,462,842	8,481,067	18,428,852	17,074,569
Total Expenses for Reporting Unit	18,541,481	20,050,377	20,344,484	9,294,040	20,154,364	19,317,000
Total Revenue for Reporting Unit	(16,516,191)	(15,181,269)	(15,195,376)	(4,544,427)	(14,392,862)	(14,513,548)
Total Levy for Reporting Unit	2,025,290	4,869,108			5,761,502	4,803,452

DEPT/DIV: HUMAN SERVICES - AGING, DISABILITY, & BEHAVIORAL HEALTH SERVICES

REPORTING UNIT: AGING, DISABILITY, & BEHAVIORAL HEALTH SERVICES

FUND: 200 **DIVISION - SUBDIVISION #: 480-4805**

		(1)	(2)	(3)	(4)	(5)	(6)
		2022	2023	2023 Budget	2023	2023	2024 Adopted
Account Description:	Account	Actual	Adopted Budget	Adopted & Modified 6/30	Actual as of 6/30	Projected at 12/31	Operating and Capital Budget
SALARIES	511100	632,751	909,979	909,979	379,357	843,057	1,119,016
SALARIES-OVERTIME	511200	1,397	0	0	373	747	0
FICA	515100	48,968	69,615	69,615	27,287	57,479	85,606
RETIREMENT	515200	43,983	61,879	61,879	25,820	54,519	77,213
MEDICAL INSURANCE	515400	215,759	254,800	254,800	111,934	244,505	325,430
LIFE INSURANCE	515500	1,176	1,162	1,162	571	1,160	1,229
WORKERS COMPENSATION	515600	1,008	4,085	4,085	4,085	4,085	5,488
INTERDEPT PERSONNEL CHARGES	519990	181,421	201,410	201,410	72,579	147,674	173,806
Appropriations Unit: Personnel		1,126,462	1,502,930	1,502,930	622,006	1,353,226	1,787,788
OFFICE SUPPLIES	531200	1,855	2,700	2,700	910	2,362	2,700
PRINTING/DUPLICATION	531300	0	0	0	0	0	0
SUBSCRIPTIONS	532200	816	2,000	2,000	137	800	1,000
ADVERTISING	532600	0	0	0	0	0	0
MILEAGE & TRAVEL	533900	3,793	15,000	15,000	4,096	10,112	12,000
OTHER OPERATING SUPPLIES	534900	0	0	0	0	0	0
STAFF DEVELOPMENT	543340	195	8,500	8,500	1,545	8,500	8,500
Appropriations Unit: Supplies		6,660	28,200	28,200	6,688	21,774	24,200
PUBLIC LIABILITY INSURANCE	551300	147,470	78,859	78,859	78,859	78,859	89,394
BUILDING RENTAL	553200	199,764	211,653	211,653	105,420	211,653	212,945
Appropriations Unit: Fixed Charges		347,234	290,512	290,512	184,279	290,512	302,339
FAMILY CARE CONTRIBUTION	571740	1,749,336	1,749,337	1,749,337	874,668	1,749,337	1,749,337
PURCHASED SERVICES - ADMIN	571760	18,368	23,010	23,010	20,464	23,736	23,010
PURCHASED SERVICES - PROGRAM	571770	15,293,421	16,406,388	16,640,495	7,585,935	16,605,779	15,102,222
Appropriations Unit: Grants/Contrit		17,061,125	18,178,735	18,412,842	8,481,067	18,378,852	16,874,569
Total Expense for Reporting Unit		18,541,481	20,000,377	20,234,484	9,294,040	20,044,364	18,988,896

REPORTING UNIT:	AGING, DISABILITY, & BEHAVIORAL HEALTH SERVICES
FUND: 210	DIVISION - SUBDIVISION #: 480-4840

		(1)	(2)	(3)	(4)	(5)	(6)
		2022	2023	2023 Budget	2023	2023	2024 Adopted
Account Description:	Account	Actual	Adopted Budget	Adopted & Modified 6/30	Actual as of 6/30	Projected at 12/31	Operating and Capital Budget
SALARIES	511100	0	0	60,000	0	60,000	81,692
FICA	515100	0	0	0	0	0	6,249
RETIREMENT	515200	0	0	0	0	0	5,637
MEDICAL INSURANCE	515400	0	0	0	0	0	25,690
LIFE INSURANCE	515500	0	0	0	0	0	86
Appropriations Unit: Personnel		0	0	60,000	0	60,000	119,354
OFFICE SUPPLIES	531200	0	0	0	0	0	500
PRINTING/DUPLICATION	531300	0	0	0	0	0	3,000
ADVERTISING	532600	0	0	0	0	0	2,500
MILEAGE & TRAVEL	533900	0	0	0	0	0	750
OTHER OPERATING SUPPLIES	534900	0	0	0	0	0	2,000
Appropriations Unit: Supplies		0	0	0	0	0	8,750
PURCHASED SERVICES - PROGRAM	571770	0	50,000	50,000	0	50,000	200,000
Appropriations Unit: Grants/Conrit		0	50,000	50,000	0	50,000	200,000
Total Expense for Reporting Unit		0	50,000	110,000	0	110,000	328,104

REPORTING UNIT:	REVENUE: AGING, DISABILITY, & BEHAVIORAL HEALTH SERVICES
FUND: 200	DIVISION - SUBDIVISION #: 480-4805

		(1)	(2)	(3)	(4)	(5)	(6)
		2022	2023	2023 Budget	2023	2023	2024 Adopted
Account Description:	Account	Actual	Adopted Budget	Adopted & Modified 6/30	Actual as of 6/30	Projected at 12/31	Operating and Capital Budget
COMMUNITY MENTAL HEALTH	442725	708,894	708,894	708,894	177,224	708,894	708,894
AODA BLOCK GRANT	442727	539,010	354,026	354,026	212,571	326,821	381,404
BCA BASIC COUNTY ALLOCATION-DADS	442730	5,479,370	5,462,524	5,462,524	1,181,967	5,462,524	5,462,525
MENTAL HEALTH BLOCK GRANT	442732	189,892	124,423	124,423	187,494	187,494	145,626
OUT OF STATE	442739	0	23,600	23,600	0	0	1,000
CLIENT SOCIAL SECURITY	443010	367,823	450,000	450,000	170,762	409,829	407,405
MH COLLECTIONS	443085	950	5,000	5,000	415	1,000	1,000
BCA BASIC COUNTY ALLOCATION	443090	159,031	159,031	159,031	30,445	159,031	209,031
INDEPENDENT LIVING REVENUE	443093	0	0	175,273	0	151,200	194,400

MA CRISIS REVENUE	443095	1,092,385	1,400,249	1,400,249	314,504	754,810	891,625
ARPA APS	443096	1,000	11,155	35,501	0	35,501	25,000
MA CSP	443165	270,917	470,000	470,000	147,633	442,899	434,236
CCS REVENUE	443180	769,430	400,000	400,000	0	0	1,000
CCS REGIONAL CONSORT	443185	56,231	0	0	0	0	0
INCOME MAINTENANCE	443240	128,161	131,285	131,285	30,965	123,860	131,285
MA VIVITROL	443245	2,216	51,037	51,037	1,691	51,037	51,037
MA DIVERSIONARY PROGRAM	443255	0	5,000	5,000	0	1,000	1,000
SOR GRANT	443262	411,363	378,392	378,392	0	378,392	340,000
MAT INC	443280	(1)	86,256	86,256	(1,570)	137,415	69,271
OPIOID SETTLEMENT	443282	0	0	0	0	0	0
EMERGENCY COVID RESPONSE	443290	71,405	0	0	0	0	0
ARPA FEDERAL GRANT	443293	0	280,000	0	0	280,000	0
RESOURCE CENTER	443300	1,197,729	1,161,931	1,161,931	522,793	1,161,931	1,211,931
MA ADMINISTRATION	443301	601,709	731,889	731,889	198,229	593,460	731,889
MA FUNCTIONAL SCREENS	443306	475,762	474,000	474,000	132,996	386,524	474,000
NEWSLETTER DONATIONS	443330	2,245	1,059	1,059	422	844	1,000
LOAN CLOSET PROGRAM DONATION	443331	3,889	2,000	2,000	2,803	3,303	1,000
ALZHEIMER SUPPORT	443340	67,655	63,530	63,530	24,593	71,101	68,566
TITLE III-B	443350	134,321	143,203	143,203	28,883	143,203	129,950
ARPA IIIB	443351	0	27,793	27,793	0	27,793	132,861
TITLE III-C-1	443360	206,732	386,166	386,166	47,114	386,166	391,712
ARPA IIIC1	443361	0	68,373	68,373	0	68,373	68,373
TITLE III-C-2 HOME DELIVERED MEALS	443370	367,611	107,577	107,577	113,502	113,502	137,864
ARPA IIIC2	443371	30,121	66,246	66,246	0	66,246	66,246
NSIP NUTRITION SERVICES INCENTIVE PI	443372	51,023	51,023	51,023	23,719	41,416	41,416
NEW FREEDOM GRANT	443375	0	49,052	49,052	0	14,096	49,052
STATE TRANSPORTATION	443380	330,182	417,891	417,891	424,146	424,146	416,524
VOLUNTEER SUPPORT	443390	9,389	9,389	9,389	0	9,389	9,389
TRANSPORTATION PLANNING	443395	198,880	291,943	291,943	0	200,325	200,325
TITLE III-D	443400	12,311	12,495	12,495	2,798	13,151	13,151
ARPA IIID	443401	0	11,301	11,301	0	11,301	11,301
TITLE III-E	443405	77,039	66,335	66,335	23,640	69,858	69,858
ARPA IIIE	443406	0	27,505	27,505	0	27,505	27,505
MED WISE RX PROGRAM	443407	0	0	0	3,310	4,965	552
ELDERLY BENEFIT ASSISTANCE 50/50	443410	33,436	33,438	33,438	33,438	33,438	33,438
STATE HEALTH INSURANCE PROGRAM	443412	7,647	6,140	6,140	8,007	8,007	8,910
EXPANDING ACCESS TO COVID 19 VACCI	443414	1,263	0	0	0	0	0
DIRECT SERVICE GRANT	443430	64,184	52,004	47,234	678	50,643	50,643
NCOA GRANT	443500	47,412	65,000	65,000	63,288	73,288	69,190
WIHA REIMBURSEMENT	443600	0	0	0	3,055	3,055	0
STATE PHARMACEUTICAL ASSISTANCE F	443960	7,360	7,360	7,360	7,360	7,965	7,360
MIPPA	443975	12,112	11,754	11,754	3,844	13,199	13,199

CITY CONTRIBUTION	444901	30,000	30,000	30,000	7,497	30,000	30,000
INTOXICATED DRIVER PROGRAM	445035	116,566	127,500	127,500	45,893	110,143	127,500
TAD GRANT	445055	124,500	124,500	124,500	0	134,500	134,500
BEHAVIORAL HEALTH DONATIONS	445506	0	2,000	2,000	0	0	500
PRIOR YEAR REVENUE	448600	295,823	0	0	335,758	335,758	0
CARRYOVER	449980	0	0	39,258	0	0	0
Appropriations Unit: Revenue		14,754,979	15,131,269	15,085,376	4,511,867	14,250,302	14,185,444
Total Funding for Reporting Unit		14,754,979	15,131,269	15,085,376	4,511,867	14,250,302	14,185,444

REPORTING UNIT:	REVENUE: AGING, DISABILITY, & BEHAVIORAL HEALTH SERVICES
FUND: 210	DIVISION - SUBDIVISION #: 480-4840

Account Description:	Account	(1) 2022 Actual	(2) 2023 Adopted Budget	(3) 2023 Budget Adopted & Modified 6/30	(4) 2023 Actual as of 6/30	(5) 2023 Projected at 12/31	(6) 2024 Adopted Operating and Capital Budget
OPIOID SETTLEMENT	443282	1,753,921	50,000	110,000	0	110,000	328,104
GENERAL FUND INTEREST	448110	7,290	0	0	32,560	32,560	0
Appropriations Unit: Revenue		1,761,211	50,000	110,000	32,560	142,560	328,104
Total Funding for Reporting Unit		1,761,211	50,000	110,000	32,560	142,560	328,104

Total Expenses for Reporting Unit	18,541,481	20,050,377	20,344,484	9,294,040	20,154,364	19,317,000
Total Revenue for Reporting Unit	(16,516,191)	(15,181,269)	(15,195,376)	(4,544,427)	(14,392,862)	(14,513,548)
Total Levy for Reporting Unit	2,025,290	4,869,108			5,761,502	4,803,452

DIVISION OF CHILDREN AND FAMILY SERVICES

MISSION STATEMENT

To promote the safety and well-being of the child, family and community by providing services to children, youth and families that are delivered in a respectful, culturally competent manner and are intended to maximize strengths and empower individuals. To advocate for children and families on the national, state and local level.

To accomplish our mission we work collaboratively with numerous community stakeholders, including: local law enforcement, the District Attorney's Office, the Juvenile Court, Juvenile Court Intake Services, local school districts, contracted service providers, area hospitals, the Kenosha Child Advocacy Center, the Prevention Services Network and other Divisions within the Department of Human Services.

Through strong collaborations with our community stakeholders, we achieve the following goals:

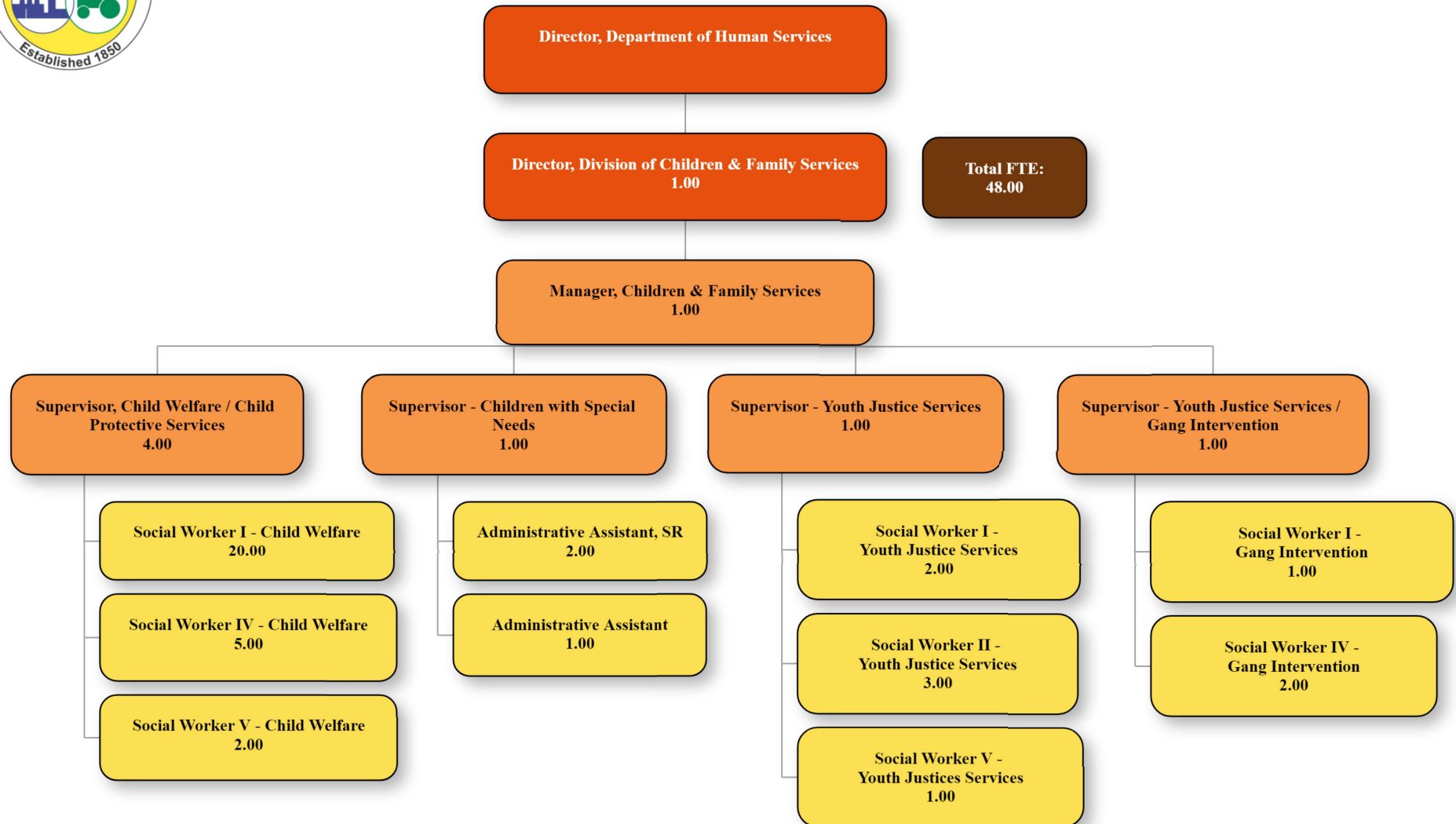
- To protect children from further abuse and neglect by conducting timely Comprehensive Initial Assessments and Safety Assessments for all screened in Child Protective Services Reports.
- To take prompt action to prevent further harm to children through In-Home Safety Plans or court-ordered placements in out-of-home care.
- To develop case plans (Permanency Plans) and refer family members to services to build protective capacities in parents, while eliminating threats to child safety and improving family well-being.
- To provide each child placed in out-of-home care with a permanent safe home through reunification, guardianship or adoption.
- To prevent child abuse and neglect by providing an array of prevention services dedicated to strengthening families and helping them become resilient to child abuse and neglect.
- To improve the well-being of children with special needs who are diagnosed with mental health issues and/or developmental disabilities by providing voluntary, supportive, strength-based community services.
- To support families with children with special needs through voluntary, strength-based programs and services focused on maintaining these children in the community with their family.
- To provide services to youth in the Youth Justice System and their families using a balanced and restorative justice approach that will decrease recidivism and promote youth competency development.
- To reduce truancy in children and youth.
- To reduce gang involvement of youth and reduce juvenile crime through community-based programs and community/neighborhood gang prevention activities.

HUMAN SERVICES - CHILDREN & FAMILY SERVICES

POSITION TITLE	GRADE	2020	2021	2022	2023	2024
<u>ADMINISTRATIVE</u>						
DIRECTOR, CHILDREN & FAMILY SVS.	E13	1.00	1.00	1.00	1.00	1.00
SUPERVISOR, CFS - SPECIAL NEEDS	E10	1.00	1.00	1.00	1.00	1.00
ADMINISTRATIVE ASSISTANT, SR	NE07	2.00	2.00	2.00	2.00	2.00
ADMINISTRATIVE ASSISTANT	NE06	1.00	1.00	1.00	1.00	1.00
AREA TOTAL		5.00	5.00	5.00	5.00	5.00
<u>CHILD WELFARE</u>						
MANAGER CFS	E11	1.00	1.00	1.00	1.00	1.00
SUPERVISOR, CFS	E10	4.00	4.00	4.00	4.00	4.00
SOCIAL WORKER V	NE14	3.00	2.00	3.00	3.00	4.00
SOCIAL WORKER IV	NE13	8.00	8.00	5.00	8.00	3.00
SOCIAL WORKER II	NE12	1.00	1.00	0.00	0.00	0.00
SOCIAL WORKER I	NE11	13.00	14.00	18.00	16.00	20.00
AREA TOTAL		30.00	30.00	31.00	32.00	32.00
<u>YOUTH JUSTICE SERVICES</u>						
SUPERVISOR, CFS	E10	1.00	1.00	1.00	1.00	1.00
SUPERVISOR, CFS - GANG PREVENTION	E10	1.00	1.00	1.00	1.00	1.00
SOCIAL WORKER V	NE14	2.00	2.00	1.00	1.00	1.00
SOCIAL WORKER IV	NE13	1.00	1.00	2.00	2.00	3.00
SOCIAL WORKER II	NE12	3.00	3.00	3.00	3.00	3.00
SOCIAL WORKER I	NE11	3.00	3.00	3.00	3.00	2.00
AREA TOTAL		11.00	11.00	11.00	11.00	11.00
DIVISION TOTAL		46.00	46.00	47.00	48.00	48.00



County of Kenosha Division of Children & Family Services



DEPT/DIV: HUMAN SERVICES - CHILDREN & FAMILY SERVICES

	(1) 2022 Actual	(2) 2023 Adopted Budget	(3) 2023 Budget Adopted & Modified 6/30	(4) 2023 Actual as of 6/30	(5) 2023 Projected at 12/31	(6) 2024 Adopted Operating and Capital Budget
Personnel	3,935,809	4,414,764	4,414,764	1,914,470	3,787,578	4,789,772
Contractual	40,813	30,000	30,000	15,388	30,000	30,000
Supplies	70,312	80,160	80,160	30,143	79,634	80,160
Fixed Charges	558,243	546,125	546,125	320,525	546,125	559,514
Grants/Contributions	27,196,733	29,442,749	29,444,142	14,012,509	30,550,829	29,604,234
Cost Allocation	842,316	835,800	835,800	375,165	835,800	892,000
Total Expenses for Reporting Unit	32,644,226	35,349,598	35,350,991	16,668,200	35,829,966	35,955,680
Total Revenue for Reporting Unit	(24,628,368)	(25,164,968)	(25,166,361)	(8,337,091)	(25,903,048)	(25,740,960)
Total Levy for Reporting Unit	8,015,858	10,184,630			9,926,918	10,214,720

DEPT/DIV: HUMAN SERVICES - CHILDREN & FAMILY SERVICES

REPORTING UNIT: CHILDREN & FAMILY SERVICES

FUND: 200 DIVISION - SUBDIVISION #: 420-4200

Account Description:	Account	(1) 2022 Actual	(2) 2023 Adopted Budget	(3) 2023 Budget Adopted & Modified 6/30	(4) 2023 Actual as of 6/30	(5) 2023 Projected at 12/31	(6) 2024 Adopted Operating and Capital Budget
SALARIES	511100	2,711,946	3,098,368	3,098,368	1,291,230	2,582,460	3,400,955
SALARIES-OVERTIME	511200	16,527	4,000	4,000	18,821	25,000	4,000
SALARIES-TEMPORARY	511500	(6)	0	0	0	0	0
FICA	515100	200,740	237,329	237,329	95,912	191,825	260,480
RETIREMENT	515200	177,221	210,958	210,958	89,050	178,099	234,944
MEDICAL INSURANCE	515400	820,433	830,760	830,760	388,270	776,541	841,470
LIFE INSURANCE	515500	4,779	4,630	4,630	2,467	4,934	5,001
WORKERS COMPENSATION	515600	4,169	28,719	28,719	28,719	28,719	42,922
Appropriations Unit: Personnel		3,935,809	4,414,764	4,414,764	1,914,470	3,787,578	4,789,772
OTHER PROFESSIONAL SERVICES	521900	40,813	30,000	30,000	15,388	30,000	30,000
Appropriations Unit: Contractual		40,813	30,000	30,000	15,388	30,000	30,000
OFFICE SUPPLIES	531200	687	1,200	1,200	0	1,200	1,200
PUBLICATION/NOTICES	532100	3,297	2,000	2,000	1,343	2,000	2,000
SUBSCRIPTIONS	532200	180	200	200	180	200	200
BOOKS & MANUALS	532300	0	600	600	0	600	600
MILEAGE & TRAVEL	533900	52,784	52,751	52,751	26,317	52,634	52,751
STAFF DEVELOPMENT	543340	13,363	23,409	23,409	2,303	23,000	23,409
Appropriations Unit: Supplies		70,312	80,160	80,160	30,143	79,634	80,160
PUBLIC LIABILITY INSURANCE	551300	112,055	96,613	96,613	96,613	96,613	109,520
SECURITIES BONDING	552300	400	400	400	400	400	400
BUILDING RENTAL	553200	445,788	449,112	449,112	223,512	449,112	449,594
Appropriations Unit: Fixed Charges		558,243	546,125	546,125	320,525	546,125	559,514
OUT-OF-HOME PLACEMENTS	571640	10,358,919	12,536,205	12,536,205	4,755,073	12,036,205	12,301,276
PURCHASED SERVICES - PROGRAM	571770	16,836,533	16,906,544	16,906,544	9,257,435	18,514,624	17,302,958
GANG REDUCTION DONATION	572130	0	0	1,393	0	0	0
PRIOR YEAR EXPENSE	574000	1,281	0	0	0	0	0
Appropriations Unit: Grants/Contrit		27,196,733	29,442,749	29,444,142	14,012,509	30,550,829	29,604,234
INTERDEPARTMENTAL CHARGES	591000	842,316	835,800	835,800	375,165	835,800	892,000
Appropriations Unit: Cost Allocation		842,316	835,800	835,800	375,165	835,800	892,000
Total Expense for Reporting Unit		32,644,226	35,349,598	35,350,991	16,668,200	35,829,966	35,955,680

REPORTING UNIT:	REVENUE: CHILDREN & FAMILY SERVICES
FUND: 200	DIVISION - SUBDIVISION #: 420-4200

		(1)	(2)	(3)	(4)	(5)	(6)
		2022	2023	2023 Budget	2023	2023	2024 Adopted
Account Description:	Account	Actual	Adopted Budget	Adopted & Modified 6/30	Actual as of 6/30	Projected at 12/31	Operating and Capital Budget
AODA BLOCK GRANT	442727	44,963	85,364	85,364	54,963	54,963	85,364
COP REVENUE	442830	127,054	127,504	127,504	25,732	127,054	127,504
KUSD CONTRACT REVENUE	442930	225,800	209,800	209,800	120,900	241,800	241,800
SUBSIDIZED GUARDIANSHIP REVENUE	442935	97,241	153,300	153,300	48,166	96,331	167,900
IIHS SAFETY SERVICES REVENUE	442960	265,346	225,000	225,000	67,976	135,953	238,997
TRIPLE P REVENUE	442965	119,968	137,711	137,711	50,572	137,711	137,711
KINSHIP CARE REVENUE	442970	833,323	880,413	880,413	288,420	576,840	880,413
FAMILY PRESERVATION GRANT	442980	57,103	57,103	57,103	980	57,103	57,103
CST INITIATIVE REVENUE	442985	60,000	60,000	60,000	60,000	60,000	60,000
COLLECTIONS	443015	423,501	530,000	530,000	152,839	500,000	530,000
YOUTH AIDS	443020	3,734,428	3,591,951	3,591,951	2,119,066	4,238,131	4,332,594
COMMUNITY INVERVENTION REVENUE	443030	103,566	217,134	217,134	111,558	217,134	189,266
BRIGHTER FUTURES INITIATIVE BFI	443035	220,000	220,000	220,000	161,750	220,000	220,000
WISACWIS REVENUE	443040	10,131	11,628	11,628	3,289	11,628	11,628
BIRTH TO 3	443060	338,154	357,373	357,373	166,611	357,373	357,373
AODA INNER CITY REVENUE	443070	33,153	50,000	50,000	46,900	50,000	50,000
YOUTH GANG DIVISION	443080	93,955	96,200	96,200	21,213	96,200	96,200
BCA BASIC COUNTY ALLOCATION	443090	3,448,523	4,036,467	4,036,467	889,782	3,407,900	3,581,467
FOSTER PARENT TRAINING REVENUE	443092	16,890	38,000	38,000	3,344	38,000	38,000
MA CRISIS REVENUE	443095	117,643	0	0	0	0	0
MA CASE MANAGEMENT	443100	14,749	75,000	75,000	1,614	12,000	75,000
FOSTER FAMILY SUPPORT NETWORK	443125	25,801	57,380	57,380	19,000	57,380	60,000
PARENTAL FEES	443135	11,830	0	0	0	0	0
CLTS WAIVER REVENUE	443170	187,759	120,000	120,000	51,522	120,000	120,000
CLTS-WPS REVENUE	443175	275,216	300,000	300,000	102,636	215,000	300,000
CCS REVENUE	443180	9,082,148	12,921,195	12,921,195	3,096,333	13,700,000	13,168,834
CCS REGIONAL CONSORT	443185	0	58,745	58,745	27,331	112,745	66,106
MA B3 CASE MANAGEMENT	443190	27,760	40,000	40,000	9,496	30,000	40,000
ADULT CCS	443195	948,851	0	0	0	0	0
PRIOR YEAR REVENUE	448600	3,221,370	0	0	523,202	523,202	0
DONATIONS	448650	1,393	0	1,393	900	900	0
FEDERAL INTERDEPARTMENTAL REVENI	449100	460,748	507,700	507,700	110,995	507,700	507,700
Appropriations Unit: Revenue		24,628,368	25,164,968	25,166,361	8,337,091	25,903,048	25,740,960
Total Funding for Reporting Unit		24,628,368	25,164,968	25,166,361	8,337,091	25,903,048	25,740,960

Total Expenses for Reporting Unit	32,644,226	35,349,598	35,350,991	16,668,200	35,829,966	35,955,680
Total Revenue for Reporting Unit	(24,628,368)	(25,164,968)	(25,166,361)	(8,337,091)	(25,903,048)	(25,740,960)
Total Levy for Reporting Unit	8,015,858	10,184,630			9,926,918	10,214,720

This page left blank intentionally

BROOKSIDE CARE CENTER

The vision of Brookside Care Center is to be a World Class provider of person directed services for those who require short term rehabilitation and long term care by offering a continuum of services for clients to access when needed, in order to remain autonomous and connected.

Brookside Care Center is committed to enhancing the quality of life for its clients by respecting each individual's rights and assisting them to reach their highest possible level of health and independence. We focus on the details to ensure safe and competent delivery of services with the client in the center of all decision making. By living this mission, we are able to remain the nursing home and rehabilitation center of choice in our community.

GOAL AND OBJECTIVES

- Provide residents with high quality care while maintaining compliance with state and federal standards
- Maintain high occupancy level, with admissions to be focused first on hospital discharges requiring short-term rehabilitation
- Continue to be the nursing home of choice in Kenosha County
- Be progressive and innovative in providing the most home-like environment embracing the principles of culture change and resident centered care
- Maintain and keep the current property in good repair.

HUMAN SERVICES - BROOKSIDE CARE CENTER

POSITION TITLE	GRADE	2020	2021	2022	2023	2024
----------------	-------	------	------	------	------	------

ADMINISTRATIVE

ADMINISTRATOR	E14	1.00	1.00	1.00	1.00	1.00
ADMISSIONS/SOCIAL SERVICES DIRECTOR	E07	1.00	1.00	1.00	1.00	1.00
ADMISSIONS COORDINATOR	NE07	0.00	1.00	1.00	1.00	1.00

AREA TOTAL		4.00	5.00	3.00	3.00	3.00
-------------------	--	-------------	-------------	-------------	-------------	-------------

NURSING

DIRECTOR OF CLINICAL OPERATIONS	***E11	1.00	1.00	1.00	0.00	0.00
DIRECTOR OF NURSING	E13	1.00	1.00	1.00	1.00	1.00
ASSISTANT DIRECTOR OF NURSING	E12	1.00	1.00	1.00	1.00	1.00
MDS SUPERVISOR	E10	0.00	1.00	1.00	1.00	1.00
MDS COORDINATOR	E08	1.00	1.50	1.00	1.00	1.00
INFECTION PREVENTIONIST	E09	0.00	1.00	1.00	1.00	1.00
REHAB CARE COORDINATOR	E09	0.00	1.00	1.00	1.00	1.00
NURSING SUPERVISOR, BROOKSIDE	E11	2.00	3.00	3.00	3.00	3.00
NURSING OFFICE MANAGER	E05	1.00	1.00	1.00	1.00	1.00
MEDICAL RECORDS SUPERVISOR	E06	1.00	1.00	1.00	1.00	1.00
REGISTERED NURSE	NE13	18.50	15.00	15.00	15.00	15.00 *
LICENSED PRACTICAL NURSE	NE09	14.60	15.20	15.20	15.20	15.20 *
CERTIFIED NURSING ASSISTANT	NE05	77.20	76.00	76.00	76.00	76.00 **
UNIT SECRETARY	NE06	2.00	2.60	2.20	2.00	2.00
ADMINISTRATIVE ASSISTANT SR	NE07	0.00	0.00	1.00	1.00	1.00
ADMINISTRATIVE ASSISTANT	NE06	2.00	2.00	1.00	1.00	1.00

AREA TOTAL		120.30	121.30	122.40	121.20	121.20
-------------------	--	---------------	---------------	---------------	---------------	---------------

DIETARY

DIETETIC TECHNICIAN	***E03	1.00	0.00	0.00	0.00	0.00
COOK	NE05	2.00	2.00	2.00	1.00	1.00
DIETARY SERVICE ASST	NE02	8.20	4.60	4.00	3.00	3.00

AREA TOTAL		11.20	6.60	6.00	4.00	4.00
-------------------	--	--------------	-------------	-------------	-------------	-------------

MAINTENANCE

MAINTENANCE MANAGER II	E08	1.00	1.00	1.00	1.00	1.00
MAINTENANCE TECHNICIAN	NE08	1.00	1.00	1.00	1.00	1.00
CUSTODIAN	NE06	4.00	4.00	4.00	4.00	4.00

AREA TOTAL		6.00	6.00	6.00	6.00	6.00
-------------------	--	-------------	-------------	-------------	-------------	-------------

HUMAN SERVICES - BROOKSIDE CARE CENTER - CONT.

POSITION TITLE	GRADE	2020	2021	2022	2023	2024
<u>ENVIRONMENTAL SERVICES SUPPORT</u>						
ENVIRONMENTAL SVS & SUPPORT MGR	E05	1.00	1.00	1.00	1.00	1.00
ENVIRONMENTAL SVS & SUPPORT WKR	NE04	14.00	14.00	14.60	14.60	14.60
AREA TOTAL		15.00	15.00	15.60	15.60	15.60
<u>LIFE ENRICHMENT</u>						
LIFE ENRICHMENT MANAGER	E05	1.00	1.00	1.00	1.00	1.00
LIFE ENRICHMENT COORDINATOR	NE06	1.00	1.00	1.00	1.00	1.00
LIFE ENRICHMENT ASSISTANT	NE03	6.00	6.00	6.00	5.60	5.60
AREA TOTAL		8.00	8.00	8.00	7.60	7.60
DIVISION TOTAL		164.50	161.90	161.00	157.40	157.40

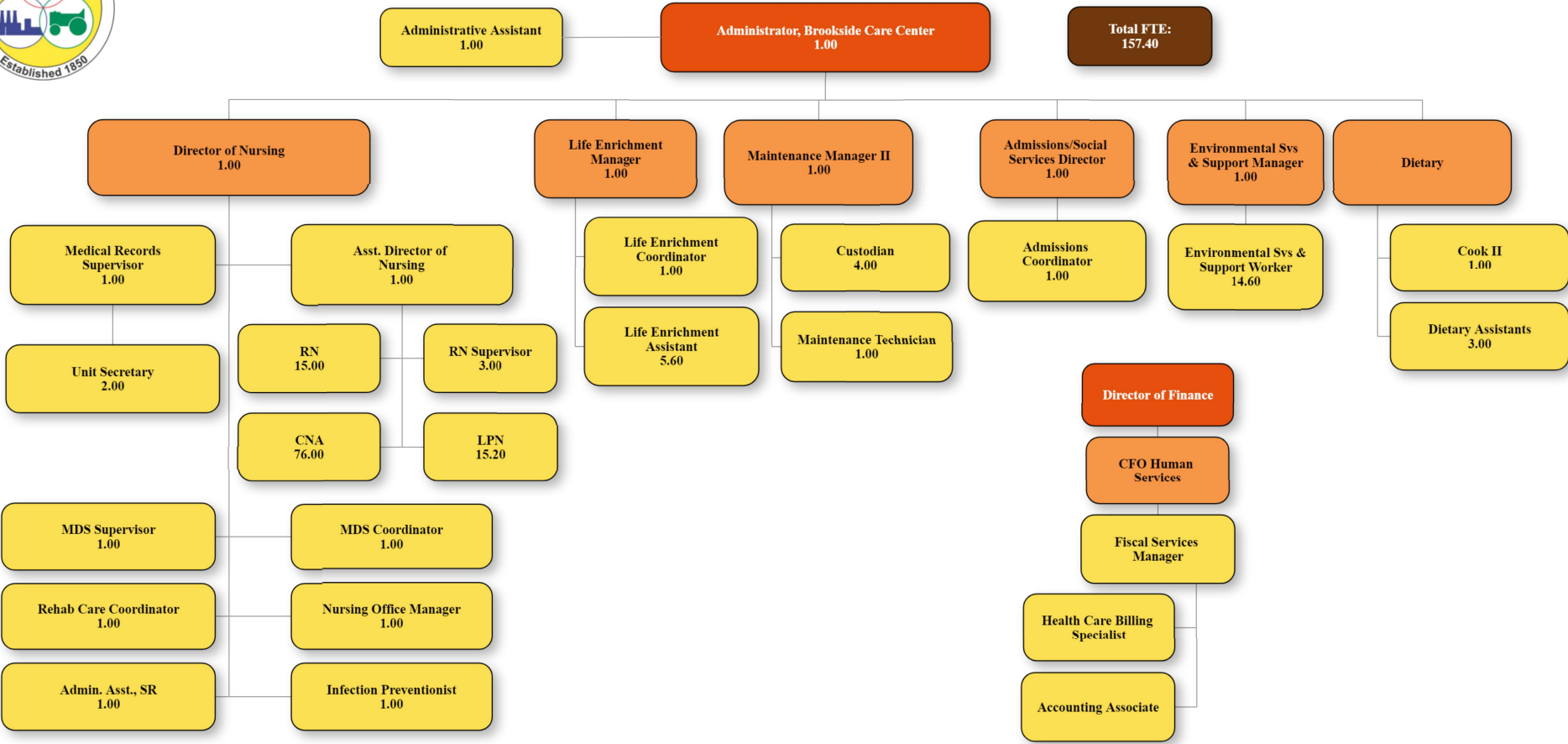
* Authorized to adjust current and future budgets for nursing (RN, LPN, and CNA) FTE levels to meet minimum standards when personnel appropriation is available.

** Includes defunded positions. See Summary of Budgeted Personnel Changes.

*** Pay grade not determined by recent classification and compensation study.



County of Kenosha Brookside Care Center



DEPT/DIV: HUMAN SERVICES - BROOKSIDE CARE CENTER

	(1) 2022 Actual	(2) 2023 Adopted Budget	(3) 2023 Budget Adopted & Modified 6/30	(4) 2023 Actual as of 6/30	(5) 2023 Projected at 12/31	(6) 2024 Adopted Operating and Capital Budget
Personnel	10,988,167	11,815,197	11,815,197	5,728,175	11,364,903	12,237,428
Contractual	4,435,972	5,750,419	5,750,419	2,435,479	4,876,487	5,264,993
Supplies	513,034	626,699	626,699	278,572	567,708	671,097
Fixed Charges	432,860	464,208	464,208	230,820	461,016	445,734
Outlay	834,796	1,979,000	2,604,687	36,206	1,989,000	639,595
Cost Allocation	(594,400)	87,000	87,000	464	1,114	87,000
Debt Service	459,834	1,232,984	1,232,984	616,492	1,232,984	1,232,295
Total Expenses for Reporting Unit	17,070,263	21,955,507	22,581,194	9,326,208	20,493,212	20,578,142
Total Revenue for Reporting Unit	(18,969,954)	(21,955,507)	(22,396,194)	(8,644,684)	(18,465,988)	(20,578,142)
Total Levy for Reporting Unit	(1,899,692)	0			2,027,224	0

DEPT/DIV: HUMAN SERVICES - BROOKSIDE CARE CENTER

REPORTING UNIT: BROOKSIDE CARE CENTER

FUND: 600 DIVISION - SUBDIVISION #: 605-6005

		(1)	(2)	(3)	(4)	(5)	(6)
		2022	2023	2023 Budget	2023	2023	2024 Adopted
Account Description:	Account	Actual	Adopted Budget	Adopted & Modified 6/30	Actual as of 6/30	Projected at 12/31	Operating and Capital Budget
SALARIES	511100	6,786,819	7,593,841	7,593,841	3,656,886	7,243,421	7,966,404
SALARIES-OVERTIME	511200	383,257	200,200	200,200	215,081	431,515	200,200
SALARIES-TEMPORARY	511500	169	0	0	2,461	5,906	0
PER DIEM	514100	2,250	1,950	1,950	750	1,440	1,950
FICA	515100	522,989	596,387	596,387	283,361	557,441	623,362
RETIREMENT	515200	438,917	529,466	529,466	245,042	487,019	554,128
MEDICAL INSURANCE	515400	2,514,935	2,355,332	2,355,332	1,069,676	2,124,389	2,363,830
LIFE INSURANCE	515500	18,483	15,114	15,114	8,864	17,632	16,638
WORKERS COMPENSATION	515600	197,441	326,094	326,094	163,047	326,094	294,906
UNEMPLOYMENT COMPENSATION	515800	0	26,000	26,000	0	0	26,000
INTERDEPT PERSONNEL CHARGES	519990	122,907	170,813	170,813	83,008	170,046	190,010
Appropriations Unit: Personnel		10,988,167	11,815,197	11,815,197	5,728,175	11,364,903	12,237,428
ACCOUNTING & AUDITING	521300	7,720	7,720	7,720	3,860	7,720	7,720
OTHER PROFESSIONAL SERVICES	521900	2,311,227	2,588,068	2,588,068	1,178,127	2,352,263	2,723,274
WATER & SEWER	522100	26,921	28,000	28,000	12,272	21,170	27,000
UTILITIES	522200	302,974	300,000	300,000	145,755	280,288	303,000
NATURAL GAS	522400	103,298	105,000	105,000	41,175	92,579	104,000
TELECOMMUNICATIONS	522500	18,507	20,000	20,000	5,541	10,659	16,602
RESIDENT SATELLITE SERVICE	522502	21,864	22,600	22,600	10,923	21,846	22,852
GROUND IMPROVEMENT	524500	9,837	15,000	15,000	5,115	5,836	10,776
PHARMACEUTICAL	525610	9,294	14,000	14,000	3,869	7,620	8,400
PHYSICAL THERAPY	526500	340,314	663,526	663,526	259,321	531,401	519,288
OCCUPATIONAL THERAPY	526510	306,508	551,612	551,612	207,225	424,061	415,201
SPEECH THERAPY	526520	70,738	130,937	130,937	46,873	95,200	93,364
DIAGNOSTIC	526540	29,426	62,116	62,116	19,459	39,411	37,350
PHARMACY	526550	241,326	538,575	538,575	175,898	361,934	345,920
INTRAVENOUS	526560	27,077	12,933	12,933	14,859	28,571	26,808
LAB	526570	36,884	71,953	71,953	18,763	37,806	36,053
OXYGEN	526580	11,440	28,756	28,756	18,343	22,685	22,412
OTHER	526590	4,339	8,043	8,043	206	493	243
OUTPATIENT	526730	52,956	60,195	60,195	6,318	14,318	15,249
INSURANCE INPATIENT	526735	136,599	130,091	130,091	23,642	24,192	25,766
TRANSPORTATION	526800	9,356	9,000	9,000	13,263	25,230	25,000

THERAPY SUPPLIES	526900	2,026	2,500	2,500	1,398	3,355	3,500
DOCTOR FEES	527300	13,500	13,500	13,500	6,750	13,500	13,500
MISC CONTRACTUAL SERVICES	529900	341,840	366,294	366,294	216,525	454,349	461,715
Appropriations Unit: Contractual		4,435,972	5,750,419	5,750,419	2,435,479	4,876,487	5,264,993
POSTAGE	531100	2,360	3,000	3,000	920	2,208	2,500
OFFICE SUPPLIES	531200	9,057	8,500	8,500	5,547	11,390	12,000
MINOR EQUIPMENT	531400	7,558	14,476	14,476	1,973	3,710	11,500
SUBSCRIPTIONS	532200	39,481	40,000	40,000	22,049	44,914	42,000
ADVERTISING	532600	2,416	6,000	6,000	1,409	3,381	6,000
MILEAGE & TRAVEL	533900	4,357	9,000	9,000	2,941	6,933	1,200
PHARMACEUTICALS	534150	63,422	60,000	60,000	29,634	68,845	85,555
LAB & MEDICAL SUPPLIES	534200	92,330	150,000	150,000	41,076	88,538	110,028
PERSONAL CARE SUPPLIES	534240	26,250	30,000	30,000	15,630	34,911	43,385
HOUSEKEEPING SUPPLIES	534400	89,361	90,000	90,000	47,227	93,064	95,000
PERS. PROTECTIVE EQUIPMENT	534640	0	0	0	142	142	0
OTHER OPERATING SUPPLIES	534900	51,231	54,000	54,000	37,437	69,423	85,710
INCONTINENCE SUPPLIES	534910	63,678	78,902	78,902	28,568	62,043	77,102
MOTOR VEHICLES PARTS	535200	1,057	2,500	2,500	1,000	2,500	5,000
PLUMBING & ELECT. SUPPLIES	535500	24,408	29,000	29,000	10,770	23,320	29,000
BLDG. MAINTENANCE/SUPPLIES	535600	0	0	0	262	629	0
STAFF DEVELOPMENT	543340	11,977	20,400	20,400	9,489	19,971	35,017
Appropriations Unit: Supplies		488,944	595,778	595,778	256,075	535,922	640,997
PROPERTY INSURANCE	551100	11,438	16,300	16,300	6,207	12,414	16,300
PUBLIC LIABILITY INSURANCE	551300	98,476	81,663	81,663	40,832	81,663	92,573
BOILER INSURANCE	551500	746	900	900	795	1,908	900
OTHER INSURANCE	551900	21,284	22,000	22,000	10,092	20,185	9,200
SECURITIES BONDING	552300	485	485	485	485	485	485
EQUIPMENT LEASE/RENTAL	553300	11,230	28,700	28,700	15,329	30,201	12,116
AMORTIZATION EXPENSE	554100	5,676	0	0	0	0	0
PROV FOR AMORTIZATION	554200	(30,635)	0	0	0	0	0
PROVIDER BED ASSESSMENT	559120	314,160	314,160	314,160	157,080	314,160	314,160
Appropriations Unit: Fixed Charges		432,860	464,208	464,208	230,820	461,016	445,734
GENERAL-PRINCIPAL	561200	0	788,877	788,877	394,439	788,877	811,854
GENERAL INTEREST	562200	459,834	444,107	444,107	222,054	444,107	420,441
Appropriations Unit: Debt Service		459,834	1,232,984	1,232,984	616,492	1,232,984	1,232,295
FIXED ASSETS ACQUISITIONS CONTRA A	583000	(40,912)	0	0	0	0	0
DEPRECIATION	585000	810,626	0	0	0	0	0
ADJUSTMENT TO FIXED ASSETS	585010	(2)	0	0	0	0	0
Appropriations Unit: Outlay		769,712	0	0	0	0	0
INTERDEPARTMENTAL CHARGES	591000	40,182	87,000	87,000	464	1,114	87,000
OTHER POST EMPLOYMENT BENEFITS	592000	89,306	0	0	0	0	0
GASB 68/71 EXPENSE	593000	(723,888)	0	0	0	0	0

Appropriations Unit:	Cost Allocation	(594,400)	87,000	87,000	464	1,114	87,000
Total Expense for Reporting Unit		16,981,089	19,945,586	19,945,586	9,267,505	18,472,426	19,908,447

REPORTING UNIT:	BROOKSIDE CARE CENTER - CAPITAL - OPERATIONS						
FUND: 600	DIVISION - SUBDIVISION #: 605-6050						

		(1)	(2)	(3)	(4)	(5)	(6)
		2022	2023	2023 Budget	2023	2023	2024 Adopted
Account Description:	Account	Actual	Adopted	Adopted &	Actual	Projected	Operating and
			Budget	Modified 6/30	as of 6/30	at 12/31	Capital Budget
FURN/FIXTURE>\$100<\$5000	530010	10,331	20,500	20,500	8,615	17,904	19,000
MACHY/EQUIP>\$100<\$5000	530050	13,759	10,421	10,421	13,882	13,882	11,100
Appropriations Unit: Supplies		24,090	30,921	30,921	22,497	31,786	30,100
MACHINERY/EQUIPMENT>\$5000	580050	1,668	0	30,000	4,500	10,000	9,595
Appropriations Unit: Outlay		1,668	0	30,000	4,500	10,000	9,595
Total Expense for Reporting Unit		25,758	30,921	60,921	26,997	41,786	39,695

REPORTING UNIT:	BROOKSIDE CARE CENTER - CAPITAL - BONDING						
FUND: 608	DIVISION - SUBDIVISION #: 605-6080						

		(1)	(2)	(3)	(4)	(5)	(6)
		2022	2023	2023 Budget	2023	2023	2024 Adopted
Account Description:	Account	Actual	Adopted	Adopted &	Actual	Projected	Operating and
			Budget	Modified 6/30	as of 6/30	at 12/31	Capital Budget
FURNITURE/FIXTURES>\$5000	580010	0	85,000	105,000	0	85,000	55,000
MACHINERY/EQUIPMENT>\$5000	580050	31,127	0	93,737	0	0	0
BUILDING IMPROVEMENTS	582200	23,050	1,894,000	2,375,950	31,706	1,894,000	575,000
Appropriations Unit: Outlay		54,177	1,979,000	2,574,687	31,706	1,979,000	630,000
Total Expense for Reporting Unit		54,177	1,979,000	2,574,687	31,706	1,979,000	630,000

REPORTING UNIT:	BROOKSIDE CARE CENTER - BROOKSIDE ENDOWMENT FUND					
FUND: 510	DIVISION - SUBDIVISION #: 615-6190					

		(1)	(2)	(3)	(4)	(5)	(6)
		2022	2023	2023 Budget	2023	2023	2024 Adopted
Account Description:	Account	Actual	Adopted Budget	Adopted & Modified 6/30	Actual as of 6/30	Projected at 12/31	Operating and Capital Budget
MACHINERY/EQUIPMENT>\$5000	580050	(20,625)	0	0	0	0	0
LAND IMPROVEMENTS	582100	29,864	0	0	0	0	0
Appropriations Unit: Outlay		9,239	0	0	0	0	0
Total Expense for Reporting Unit		9,239	0	0	0	0	0

REPORTING UNIT:	REVENUE: BROOKSIDE CARE CENTER					
FUND: 600	DIVISION - SUBDIVISION #: 605-6005					

		(1)	(2)	(3)	(4)	(5)	(6)
		2022	2023	2023 Budget	2023	2023	2024 Adopted
Account Description:	Account	Actual	Adopted Budget	Adopted & Modified 6/30	Actual as of 6/30	Projected at 12/31	Operating and Capital Budget
BONDING	440000	0	0	0	0	0	0
INTERGOVERNMENT TRANSFER PROGRA	442750	1,153,600	934,404	934,404	332,301	664,603	0
STATE BED ASSESSMENT	442765	61,940	77,520	77,520	30,008	58,201	71,400
MANAGED CARE OTHER	442767	537,129	1,114,470	1,114,470	606,243	1,134,185	1,152,900
MEDICARE PART A	442775	3,852,045	8,024,184	8,024,184	2,488,905	5,115,982	4,903,668
MEDICARE PART B	442776	459,300	500,000	500,000	183,519	352,094	375,000
MEDICAID	442780	4,720,763	4,231,692	4,231,692	2,832,576	5,654,871	9,191,578
PRIVATE PAY	442785	4,107,015	5,424,120	5,424,120	2,115,978	4,111,718	5,124,000
CONTRACTUAL ADJUSTMENTS	442799	(15,050)	(250,000)	(250,000)	0	(250,000)	(250,000)
CAFE MEALS	443285	12,421	50,000	50,000	7,726	15,280	15,000
ARPA FEDERAL GRANT	443293	0	185,000	0	0	0	0
SALON SERVICES	443295	1,431	0	0	1,849	2,600	0
NURSING SERVICE MISC REVENUE	444920	0	0	0	4,000	4,000	0
SUNDRY DEPT REVENUE	448520	13,563	5,000	5,000	8,107	14,527	5,000
RENTAL INCOME	448550	0	0	0	450	864	0
PRIOR YEAR REVENUE	448600	6,013	0	0	0	0	0
RESERVES	449990	0	(319,883)	(319,883)	0	0	(640,404)
OPERATING TRANSFER IN	449991	3,950,000	0	0	0	75,041	0
Appropriations Unit: Revenue		18,860,170	19,976,507	19,791,507	8,611,662	16,953,966	19,948,142
Total Funding for Reporting Unit		18,860,170	19,976,507	19,791,507	8,611,662	16,953,966	19,948,142

REPORTING UNIT:	REVENUE: BROOKSIDE CARE CENTER - CAPITAL - OPERATIONS					
FUND: 600	DIVISION - SUBDIVISION #: 605-6050					

		(1)	(2)	(3)	(4)	(5)	(6)
		2022	2023	2023 Budget	2023	2023	2024 Adopted
Account Description:	Account	Actual	Adopted Budget	Adopted & Modified 6/30	Actual as of 6/30	Projected at 12/31	Operating and Capital Budget
CARRYOVER	449980	0	0	30,000	0	0	0
Appropriations Unit:	Revenue	0	0	30,000	0	0	0
Total Funding for Reporting Unit		0	0	30,000	0	0	0

REPORTING UNIT:	REVENUE: BROOKSIDE CARE CENTER - CAPITAL - BONDING					
FUND: 608	DIVISION - SUBDIVISION #: 605-6080					

		(1)	(2)	(3)	(4)	(5)	(6)
		2022	2023	2023 Budget	2023	2023	2024 Adopted
Account Description:	Account	Actual	Adopted Budget	Adopted & Modified 6/30	Actual as of 6/30	Projected at 12/31	Operating and Capital Budget
BONDING	440000	0	1,979,000	1,979,000	0	1,479,000	630,000
CARRYOVER	449980	0	0	595,687	0	0	0
OPERATING TRANSFER IN	449991	88,000	0	0	31,706	31,706	0
Appropriations Unit:	Revenue	88,000	1,979,000	2,574,687	31,706	1,510,706	630,000
Total Funding for Reporting Unit		88,000	1,979,000	2,574,687	31,706	1,510,706	630,000

REPORTING UNIT:	REVENUE: BROOKSIDE CARE CENTER - BROOKSIDE ENDOWMENT FUND					
FUND: 510	DIVISION - SUBDIVISION #: 615-6190					

		(1)	(2)	(3)	(4)	(5)	(6)
		2022	2023	2023 Budget	2023	2023	2024 Adopted
Account Description:	Account	Actual	Adopted Budget	Adopted & Modified 6/30	Actual as of 6/30	Projected at 12/31	Operating and Capital Budget
GENERAL FUND INTEREST	448110	1,107	0	0	1,316	1,316	0
DONATIONS	448560	20,678	0	0	0	0	0
Appropriations Unit:	Revenue	21,785	0	0	1,316	1,316	0

Total Funding for Reporting Unit	21,785	0	0	1,316	1,316	0
---	--------	---	---	-------	-------	---

Total Expenses for Reporting Unit	17,070,263	21,955,507	22,581,194	9,326,208	20,493,212	20,578,142
Total Revenue for Reporting Unit	(18,969,954)	(21,955,507)	(22,396,194)	(8,644,684)	(18,465,988)	(20,578,142)
Total Levy for Reporting Unit	(1,899,692)	0			2,027,224	0

This page left blank intentionally

WILLOWBROOK

The mission of our program is to provide residents a home where they can receive care and assistance in a supervised setting yet maintaining their independence and individuality.

GOAL AND OBJECTIVES

- To provide care and assistance in a supervised setting that looks and feels like home
- For residents to be happy and healthy for as long as possible with the assistance and care from our staff.

HUMAN SERVICES - WILLOWBROOK

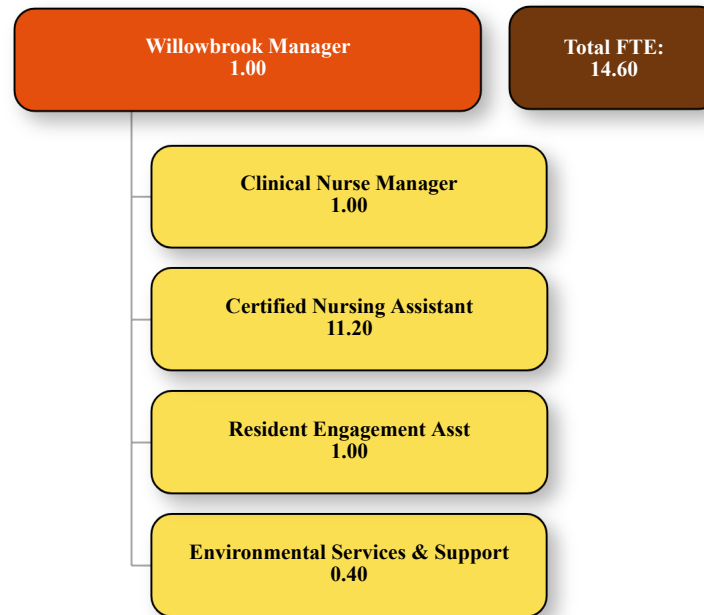
POSITION TITLE	GRADE	2020	2021	2022	2023	2024
<u>ADMINISTRATIVE</u>						
WILLOWBROOK MANAGER	E07	1.00	1.00	1.00	1.00	1.00
AREA TOTAL		1.00	1.00	1.00	1.00	1.00
<u>DIRECT CARE</u>						
CLINICAL NURSE MANAGER	NE11	0.00	1.00	1.00	1.00	1.00
LICENSED PRACTICAL NURSE	NE09	0.80	0.00	0.00	0.00	0.00
CERTIFIED NURSING ASSISTANT	NE05	0.00	11.20	11.20	11.20	11.20 *
RESIDENT ASSISTANT	NE04	11.20	0.00	0.00	0.00	0.00
AREA TOTAL		12.00	12.20	12.20	12.20	12.20
<u>SUPPORT SERVICES</u>						
RESIDENT ENGAGEMENT ASST	NE02/NE03	0.60	0.60	1.00	1.00	1.00
ENVIRONMENTAL SVS & SUPPORT WKR	NE04	0.40	0.40	0.40	0.40	0.40
AREA TOTAL		1.00	1.00	1.40	1.40	1.40
DIVISION TOTAL		14.00	14.20	14.60	14.60	14.60

Willowbrook had a partial operating year in 2018, only 1/2 facility was occupied

* Authorized to adjust current and future budgets for nursing (RN, LPN, and CNA) FTE levels to meet minimum standards when personnel appropriation is available.



County of Kenosha Willowbrook



DEPT/DIV: HUMAN SERVICES - WILLOWBROOK

	(1) 2022 Actual	(2) 2023 Adopted Budget	(3) 2023 Budget Adopted & Modified 6/30	(4) 2023 Actual as of 6/30	(5) 2023 Projected at 12/31	(6) 2024 Adopted Operating and Capital Budget
Personnel	832,115	1,005,469	1,005,469	486,898	964,072	1,058,481
Contractual	259,960	274,863	274,863	130,278	262,010	276,798
Supplies	42,756	52,975	52,975	26,811	58,395	42,960
Fixed Charges	768	14,692	14,692	7,088	11,411	16,322
Outlay	158,716	0	0	0	0	0
Cost Allocation	7,488	13,000	13,000	3,275	6,813	13,000
Debt Service	140,507	376,866	376,866	188,433	376,866	376,655
Total Expenses for Reporting Unit	1,442,309	1,737,865	1,737,865	842,783	1,679,567	1,784,216
Total Revenue for Reporting Unit	(1,613,997)	(1,737,865)	(1,697,865)	(856,679)	(1,707,843)	(1,784,216)
Total Levy for Reporting Unit	(171,688)	0			(28,276)	0

DEPT/DIV: HUMAN SERVICES - WILLOWBROOK
REPORTING UNIT: WILLOWBROOK
FUND: 620 DIVISION - SUBDIVISION #: 610-6110

		(1)	(2)	(3)	(4)	(5)	(6)
		2022	2023	2023 Budget	2023	2023	2024 Adopted
Account Description:	Account	Actual	Adopted Budget	Adopted & Modified 6/30	Actual as of 6/30	Projected at 12/31	Operating and Capital Budget
SALARIES	511100	554,902	654,570	654,570	330,280	653,885	689,105
SALARIES-OVERTIME	511200	27,047	15,000	15,000	17,503	37,282	25,000
FICA	515100	42,959	51,222	51,222	25,846	51,105	54,631
RETIREMENT	515200	31,549	44,561	44,561	19,278	38,682	44,908
MEDICAL INSURANCE	515400	121,410	149,898	149,898	58,690	112,366	152,040
LIFE INSURANCE	515500	242	172	172	210	391	505
WORKERS COMPENSATION	515600	13,272	25,793	25,793	12,896	25,793	23,326
UNEMPLOYMENT COMPENSATION	515800	0	10,000	10,000	0	0	10,000
INTERDEPT PERSONNEL CHARGES	519990	40,733	54,253	54,253	22,195	44,567	58,966
Appropriations Unit: Personnel		832,115	1,005,469	1,005,469	486,898	964,072	1,058,481
ACCOUNTING & AUDITING	521300	1,154	1,154	1,154	0	1,154	1,154
OTHER PROFESSIONAL SERVICES	521900	168,399	168,080	168,080	84,394	167,672	174,391
WATER & SEWER	522100	2,975	3,500	3,500	1,671	2,955	3,500
UTILITIES	522200	52,242	63,000	63,000	26,022	51,746	55,000
NATURAL GAS	522400	15,435	14,000	14,000	6,153	13,834	14,000
TELECOMMUNICATIONS	522500	1,645	1,020	1,020	469	1,053	1,645
RESIDENT SATELLITE SERVICE	522502	3,176	3,271	3,271	1,632	3,264	3,360
GROUPS IMPROVEMENT	524500	1,405	1,750	1,750	736	809	1,660
MISC CONTRACTUAL SERVICES	529900	13,527	19,088	19,088	9,201	19,523	22,088
Appropriations Unit: Contractual		259,960	274,863	274,863	130,278	262,010	276,798
POSTAGE	531100	157	200	200	88	212	220
OFFICE SUPPLIES	531200	962	1,000	1,000	848	1,975	1,500
MINOR EQUIPMENT	531400	0	0	0	54	54	0
SUBSCRIPTIONS	532200	0	0	0	0	0	125
ADVERTISING	532600	1,476	2,000	2,000	0	0	1,000
MILEAGE & TRAVEL	533900	1,325	2,750	2,750	243	583	750
HOUSEKEEPING SUPPLIES	534400	8,955	8,500	8,500	4,147	7,465	9,000
OTHER OPERATING SUPPLIES	534900	13,325	13,350	13,350	8,020	15,343	15,550
PLUMBING & ELECT. SUPPLIES	535500	1,938	3,900	3,900	1,311	2,857	3,000
STAFF DEVELOPMENT	543340	11,822	11,175	11,175	1,302	3,124	9,315
Appropriations Unit: Supplies		39,962	42,875	42,875	16,012	31,614	40,460
PROPERTY INSURANCE	551100	1,534	2,300	2,300	828	1,325	2,300
PUBLIC LIABILITY INSURANCE	551300	8,448	12,202	12,202	6,101	9,761	13,832

BOILER INSURANCE	551500	110	150	150	119	286	150
SECURITIES BONDING	552300	40	40	40	40	40	40
PROV FOR AMORTIZATION	554200	(9,364)	0	0	0	0	0
Appropriations Unit: Fixed Charges		768	14,692	14,692	7,088	11,411	16,322
GENERAL-PRINCIPAL	561200	0	241,123	241,123	120,561	241,123	248,146
GENERAL INTEREST	562200	140,507	135,743	135,743	67,872	135,743	128,509
Appropriations Unit: Debt Service		140,507	376,866	376,866	188,433	376,866	376,655
DEPRECIATION	585000	158,716	0	0	0	0	0
Appropriations Unit: Outlay		158,716	0	0	0	0	0
INTERDEPARTMENTAL CHARGES	591000	7,488	13,000	13,000	3,275	6,813	13,000
Appropriations Unit: Cost Allocation		7,488	13,000	13,000	3,275	6,813	13,000
Total Expense for Reporting Unit		1,439,515	1,727,765	1,727,765	831,985	1,652,786	1,781,716

REPORTING UNIT:	WILLOWBROOK - CAPITAL - OPERATIONS
FUND: 620	DIVISION - SUBDIVISION #: 610-6150

		(1)	(2)	(3)	(4)	(5)	(6)
		2022	2023	2023 Budget	2023	2023	2024 Adopted
Account Description:	Account	Actual	Adopted Budget	Adopted & Modified 6/30	Actual as of 6/30	Projected at 12/31	Operating and Capital Budget
MACHY/EQUIP>\$100<\$5000	530050	2,794	10,100	10,100	10,799	26,781	2,500
Appropriations Unit: Supplies		2,794	10,100	10,100	10,799	26,781	2,500
Total Expense for Reporting Unit		2,794	10,100	10,100	10,799	26,781	2,500

REPORTING UNIT:	REVENUE: WILLOWBROOK
FUND: 620	DIVISION - SUBDIVISION #: 610-6110

		(1)	(2)	(3)	(4)	(5)	(6)
		2022	2023	2023 Budget	2023	2023	2024 Adopted
Account Description:	Account	Actual	Adopted Budget	Adopted & Modified 6/30	Actual as of 6/30	Projected at 12/31	Operating and Capital Budget
PRIVATE PAY	442785	1,611,593	1,692,804	1,692,804	853,450	1,700,809	1,827,764
ARPA FEDERAL GRANT	443293	0	40,000	0	0	0	0
SUNDRY DEPT REVENUE	448520	2,404	2,500	2,500	1,280	3,072	3,000
RENTAL INCOME	448550	0	4,800	4,800	1,949	3,962	4,300
RESERVES	449990	0	(2,239)	(2,239)	0	0	(50,848)
Appropriations Unit: Revenue		1,613,997	1,737,865	1,697,865	856,679	1,707,843	1,784,216

Total Funding for Reporting Unit	1,613,997	1,737,865	1,697,865	856,679	1,707,843	1,784,216
---	-----------	-----------	-----------	---------	-----------	-----------

Total Expenses for Reporting Unit	1,442,309	1,737,865	1,737,865	842,783	1,679,567	1,784,216
Total Revenue for Reporting Unit	(1,613,997)	(1,737,865)	(1,697,865)	(856,679)	(1,707,843)	(1,784,216)
Total Levy for Reporting Unit	(171,688)	0			(28,276)	0

This page left blank intentionally

DHS INTERNAL SERVICE FUND

This fund is used to account for revenues and expenditures that are associated with operating expenses, annual principal, and interest for the Kenosha County Human Services/Job Center Building.

DEPT/DIV: HUMAN SERVICES - INTERNAL SERVICE FUND

	(1) 2022 <u>Actual</u>	(2) 2023 Adopted <u>Budget</u>	(3) 2023 Budget Adopted & <u>Modified 6/30</u>	(4) 2023 Actual <u>as of 6/30</u>	(5) 2023 Projected <u>at 12/31</u>	(6) 2024 Adopted Operating and <u>Capital Budget</u>
Outlay	31,784	0	0	0	0	0
Total Expenses for Reporting Unit	31,784	0	0	0	0	0
Total Levy for Reporting Unit	31,784	0			0	0

DEPT/DIV: HUMAN SERVICES - INTERNAL SERVICE FUND

REPORTING UNIT: INTERNAL SERVICE FUND

FUND: 202 DIVISION - SUBDIVISION #: 440-4425

		(1)	(2)	(3)	(4)	(5)	(6)
		2022	2023	2023 Budget	2023	2023	2024 Adopted
Account Description:	Account	Actual	Adopted	Adopted &	Actual	Projected	Operating and
			Budget	Modified 6/30	as of 6/30	at 12/31	Capital Budget
DEPRECIATION	585000	31,784	0	0	0	0	0
Appropriations Unit: Outlay		31,784	0	0	0	0	0
Total Expense for Reporting Unit		31,784	0	0	0	0	0

Total Expenses for Reporting Unit	31,784	0	0	0	0	0
Total Levy for Reporting Unit	31,784	0			0	0

This page left blank intentionally

DEPARTMENT OF FINANCE AND ADMINISTRATION ADMINISTRATIVE SERVICES

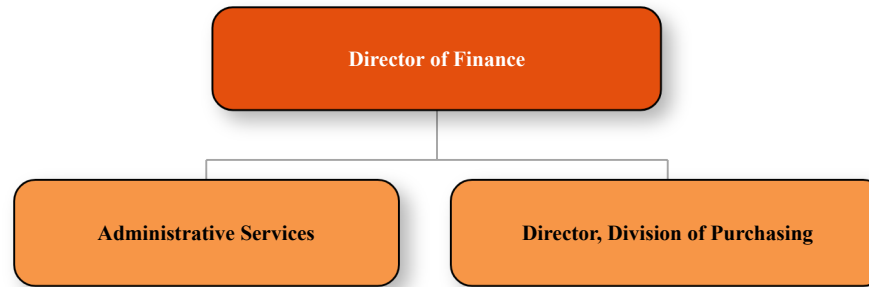
ACTIVITIES

This business unit includes certain costs shared by the Office of the County Executive, Administrative Services, Human Resources, Financial Services and Purchasing Services within the County Administration Building. Some of the shared costs for these divisions are printing, copiers, facsimile, vehicle, and general supplies.

- Think globally and standardize process to expand productivity and reduce costs.
- Consistently expand the function's scope and scale to include expert functions.
- Invest in training to improve internal processes by redesign or reengineering using technology wherever possible.



County of Kenosha Department of Finance & Administration



DEPT/DIV: FINANCE & ADMINISTRATION - ADMINISTRATIVE SERVICES

	(1) 2022 Actual	(2) 2023 Adopted Budget	(3) 2023 Budget Adopted & Modified 6/30	(4) 2023 Actual as of 6/30	(5) 2023 Projected at 12/31	(6) 2024 Adopted Operating and Capital Budget
Contractual	4,665	3,500	3,500	1,488	3,500	4,500
Supplies	5,806	5,700	6,559	1,905	6,559	5,700
Total Expenses for Reporting Unit	10,471	9,200	10,059	3,394	10,059	10,200
Total Revenue for Reporting Unit	0	0	(859)	0	0	0
Total Levy for Reporting Unit	10,471	9,200			10,059	10,200

DEPT/DIV: FINANCE & ADMINISTRATION - ADMINISTRATIVE SERVICES

REPORTING UNIT: ADMINISTRATIVE SERVICES

FUND: 100 DIVISION - SUBDIVISION #: 100-1040

		(1)	(2)	(3)	(4)	(5)	(6)
		2022	2023	2023 Budget	2023	2023	2024 Adopted
Account Description:	Account	Actual	Adopted Budget	Adopted & Modified 6/30	Actual as of 6/30	Projected at 12/31	Operating and Capital Budget
TELECOMMUNICATIONS	522500	4,665	3,500	3,500	1,488	3,500	4,500
Appropriations Unit: Contractual		4,665	3,500	3,500	1,488	3,500	4,500
FURN/FIXTURE>\$100<\$5000	530010	2,721	3,000	3,859	658	3,859	3,000
OFFICE SUPPLIES	531200	2,805	2,400	2,400	1,248	2,400	2,400
PRINTING/DUPLICATION	531300	280	300	300	0	300	300
Appropriations Unit: Supplies		5,806	5,700	6,559	1,905	6,559	5,700
Total Expense for Reporting Unit		10,471	9,200	10,059	3,394	10,059	10,200

REPORTING UNIT: REVENUE: ADMINISTRATIVE SERVICES

FUND: 100 DIVISION - SUBDIVISION #: 100-1040

		(1)	(2)	(3)	(4)	(5)	(6)
		2022	2023	2023 Budget	2023	2023	2024 Adopted
Account Description:	Account	Actual	Adopted Budget	Adopted & Modified 6/30	Actual as of 6/30	Projected at 12/31	Operating and Capital Budget
CARRYOVER	449980	0	0	859	0	0	0
Appropriations Unit: Revenue		0	0	859	0	0	0
Total Funding for Reporting Unit		0	0	859	0	0	0

Total Expenses for Reporting Unit	10,471	9,200	10,059	3,394	10,059	10,200
Total Revenue for Reporting Unit	0	0	(859)	0	0	0
Total Levy for Reporting Unit	10,471	9,200			10,059	10,200

This page left blank intentionally

ECONOMIC DEVELOPMENT

PLAN OF WORK – GOALS FROM KENOSHA FIRST PLAN

- **Support & Expand the existing base through business retention and consolidation strategies.**
 - Support the retention and expansion of existing businesses.
 - Develop a local “rapid response” strategy for lay-offs/closings.
 - Develop solutions to retain dislocated workers/professionals.
 - Pursue investment(s) from companies seeking to consolidate.
- **Position Kenosha County for long-term economic growth and vitality.**
 - Increase availability of industrial land sites for smaller projects.
 - Align KABA RLF programs with strategic plan.
 - Pursue targeted industry strategy.
 - Support innovation among existing businesses.
 - Promote entrepreneurship and small business development.
 - Explore redevelopment opportunities for Chrysler site.
 - Support needed public infrastructure investments to support growth.
- **Attract, retain, and engage talent.**
 - Bring business, workforce training, and education closer together.
 - Engage educators more directly in economic development.
 - Promote greater utilization of existing workforce training assets.
 - Engage young professionals and new residents.
 - Marketing campaign urging former residents to come home.
- **Ensure all parts of the county are economically, digitally, and physically connected.**
 - Actively promote Downtown Development.
 - Support corridor/road improvements between I-94 and lakefront.
 - Support Multi-Jurisdictional Comprehensive Plan for Kenosha County.
 - Improve public transit to business, industrial and education sites.
 - Support KRM expansion.
 - Support airport expansion for corporate aviation.
 - Support/publicize efforts re: broadband deployment.
- **Build a distinct image and brand for Kenosha County.**
 - Commit additional resources to economic development marketing efforts.
 - Initiate a local positive image campaign.
 - Enhance Kenosha County’s image w/in the Chicago-Milwaukee corridor.

DEPT/DIV: FINANCE & ADMINISTRATION - ECONOMIC DEVELOPMENT

	(1) 2022 Actual	(2) 2023 Adopted Budget	(3) 2023 Budget Adopted & Modified 6/30	(4) 2023 Actual as of 6/30	(5) 2023 Projected at 12/31	(6) 2024 Adopted Operating and Capital Budget
Grants/Contributions	175,000	175,000	175,000	116,667	175,000	175,000
Outlay	250,000	600,000	600,000	0	600,000	250,000
Total Expenses for Reporting Unit	425,000	775,000	775,000	116,667	775,000	425,000
Total Revenue for Reporting Unit	(250,000)	(600,000)	(600,000)	0	(250,000)	(250,000)
Total Levy for Reporting Unit	175,000	175,000			525,000	175,000

DEPT/DIV: FINANCE & ADMINISTRATION - ECONOMIC DEVELOPMENT**REPORTING UNIT: ECONOMIC DEVELOPMENT - KABA****FUND: 100 DIVISION - SUBDIVISION #: 110-1180**

		(1)	(2)	(3)	(4)	(5)	(6)
		2022	2023	2023 Budget	2023	2023	2024 Adopted
Account Description:	Account	Actual	Adopted Budget	Adopted & Modified 6/30	Actual as of 6/30	Projected at 12/31	Operating and Capital Budget
PURCHASED SERVICES - PROGRAM	571770	175,000	175,000	175,000	116,667	175,000	175,000
Appropriations Unit:	Grants/Contrit	175,000	175,000	175,000	116,667	175,000	175,000
Total Expense for Reporting Unit		175,000	175,000	175,000	116,667	175,000	175,000

REPORTING UNIT: ECONOMIC DEVELOPMENT - KABA - CAPITAL**FUND: 411 DIVISION - SUBDIVISION #: 110-1190**

		(1)	(2)	(3)	(4)	(5)	(6)
		2022	2023	2023 Budget	2023	2023	2024 Adopted
Account Description:	Account	Actual	Adopted Budget	Adopted & Modified 6/30	Actual as of 6/30	Projected at 12/31	Operating and Capital Budget
ECONOMIC DEVELOPMENT	581980	250,000	600,000	600,000	0	600,000	250,000
Appropriations Unit:	Outlay	250,000	600,000	600,000	0	600,000	250,000
Total Expense for Reporting Unit		250,000	600,000	600,000	0	600,000	250,000

REPORTING UNIT: REVENUE: ECONOMIC DEVELOPMENT - KABA**FUND: 100 DIVISION - SUBDIVISION #: 110-1180**

		(1)	(2)	(3)	(4)	(5)	(6)
		2022	2023	2023 Budget	2023	2023	2024 Adopted
Account Description:	Account	Actual	Adopted Budget	Adopted & Modified 6/30	Actual as of 6/30	Projected at 12/31	Operating and Capital Budget
RESERVES	449990	0	350,000	350,000	0	0	0
Appropriations Unit:	Revenue	0	350,000	350,000	0	0	0
Total Funding for Reporting Unit		0	350,000	350,000	0	0	0

REPORTING UNIT:	REVENUE: ECONOMIC DEVELOPMENT - KABA - CAPITAL
FUND: 411	DIVISION - SUBDIVISION #: 110-1190

		(1)	(2)	(3)	(4)	(5)	(6)
		2022	2023	2023 Budget	2023	2023	2024 Adopted
Account Description:	Account	Actual	Adopted Budget	Adopted & Modified 6/30	Actual as of 6/30	Projected at 12/31	Operating and Capital Budget
BONDING	440000	250,000	250,000	250,000	0	250,000	250,000
Appropriations Unit:	Revenue	250,000	250,000	250,000	0	250,000	250,000
Total Funding for Reporting Unit		250,000	250,000	250,000	0	250,000	250,000

Total Expenses for Reporting Unit	425,000	775,000	775,000	116,667	775,000	425,000
Total Revenue for Reporting Unit	(250,000)	(600,000)	(600,000)	0	(250,000)	(250,000)
Total Levy for Reporting Unit	175,000	175,000			525,000	175,000

DIVISION OF FINANCE

The Director of Finance and Administrative Services provides leadership and support on a Department-wide basis to empower, facilitate and oversee activities of Finance, Administrative Services and Purchasing.

ACTIVITIES

To maintain the central county financial system in accordance with generally accepted accounting principles; to assist in the preparation of the annual budget, and monitor and control the budget after its adoption; and to report to the County Administration and County Board on the financial condition of the county.

GOALS AND OBJECTIVES

- To Complete the Certified Single Audit by established deadlines.
- To review new accounting principles issued by the Governmental Accounting Standards Board, to assess their impact on Kenosha County, and to implement the practices as appropriate. This will include standards that impact on accounting of intangible assets.
- To migrate the County ERP system from an on-premise to a cloud-based version.
- To continue to review cash handling throughout the county, develop procedures, and improve controls.
- To complete the County Executive and County Board budgets by established deadlines.
- To process all budget modifications within 48 hours of notice of authorization.
- To ensure that each budget shall reflect policies determined by the County Executive and County Board.
- To adapt the payroll system to accommodate changes resulting from union contract negotiations, or changes in federal or state law.
- To act as liaison to the Finance Committee, provide information and analysis as requested, and assist with coordination of all committee meetings.
- To assist the Finance Committee in the development of the annual budget.
- To continue to integrate DHS – Finance and DPW – Finance into one centralized financial services division.

FINANCE AND ADMINISTRATION

POSITION TITLE	GRADE	2020	2021	2022	2023	2024
<u>ADMINISTRATIVE</u>						
CFO - FINANCE & ADMINISTRATION	**E16	1.00	1.00	1.00	0.00	0.00
DIRECTOR, FINANCE	E16	1.00	1.00	1.00	1.00	1.00
FINANCIAL ANALYST	E11	1.00	1.00	0.00	1.00	1.00 *
FISCAL SERVICES MANAGER - PAYROLL	E10	1.00	1.00	1.00	1.00	1.00
ACCOUNTANT	NE11	1.00	1.00	1.00	1.00	1.00
PAYROLL SPECIALIST	NE09	3.00	3.00	3.00	3.00	3.00
AREA TOTAL		8.00	8.00	7.00	7.00	7.00
<u>DFA/DPW</u>						
CFO - PUBLIC WORKS	E13	0.00	0.00	0.00	1.00	1.00
FINANCIAL ANALYST	E11	0.00	0.00	1.00	0.00	0.00
FISCAL SERVICES MANAGER - DPW	E10	1.00	1.00	1.00	1.00	1.00
ACCOUNTING ASSOCIATE	NE07	1.00	1.00	1.00	1.00	1.00
ADMINISTRATIVE ASSISTANT, SR	NE07	1.00	1.00	1.00	1.00	1.00
PARKS - PAYROLL SPECIALIST	NE09	0.50	0.50	0.50	0.50	0.50
GOLF - PAYROLL SPECIALIST	NE09	0.50	0.50	0.50	0.50	0.50
AREA TOTAL		4.00	4.00	5.00	5.00	5.00
<u>DFA/ DHS</u>						
CFO - HUMAN SERVICES	E13	1.00	1.00	1.00	1.00	1.00
REIMBURSEMENT MANAGER - DHS	E10	0.00	0.00	0.00	1.00	1.00
ACCOUNTING ASSOCIATE - DHS	NE07	3.00	3.00	3.00	3.00	3.00
FISCAL SERVICES MANAGER - BROOKSIDE	E10	1.00	1.00	1.00	1.00	1.00
ACCOUNTING ASSOCIATE - BROOKSIDE	NE07	1.00	1.00	1.00	1.00	1.00
HEALTH BILLING SPEC. - BROOKSIDE	NE07	1.00	1.00	1.00	1.00	1.00
FISCAL SERVICES MANAGER - DADBHS	E10	1.00	1.00	1.00	1.00	1.00
ACCOUNTANT - DADBHS	NE11	1.00	1.00	1.00	1.00	1.00
AREA TOTAL		9.00	9.00	9.00	10.00	10.00
DIVISION TOTAL		21.00	21.00	21.00	22.00	22.00

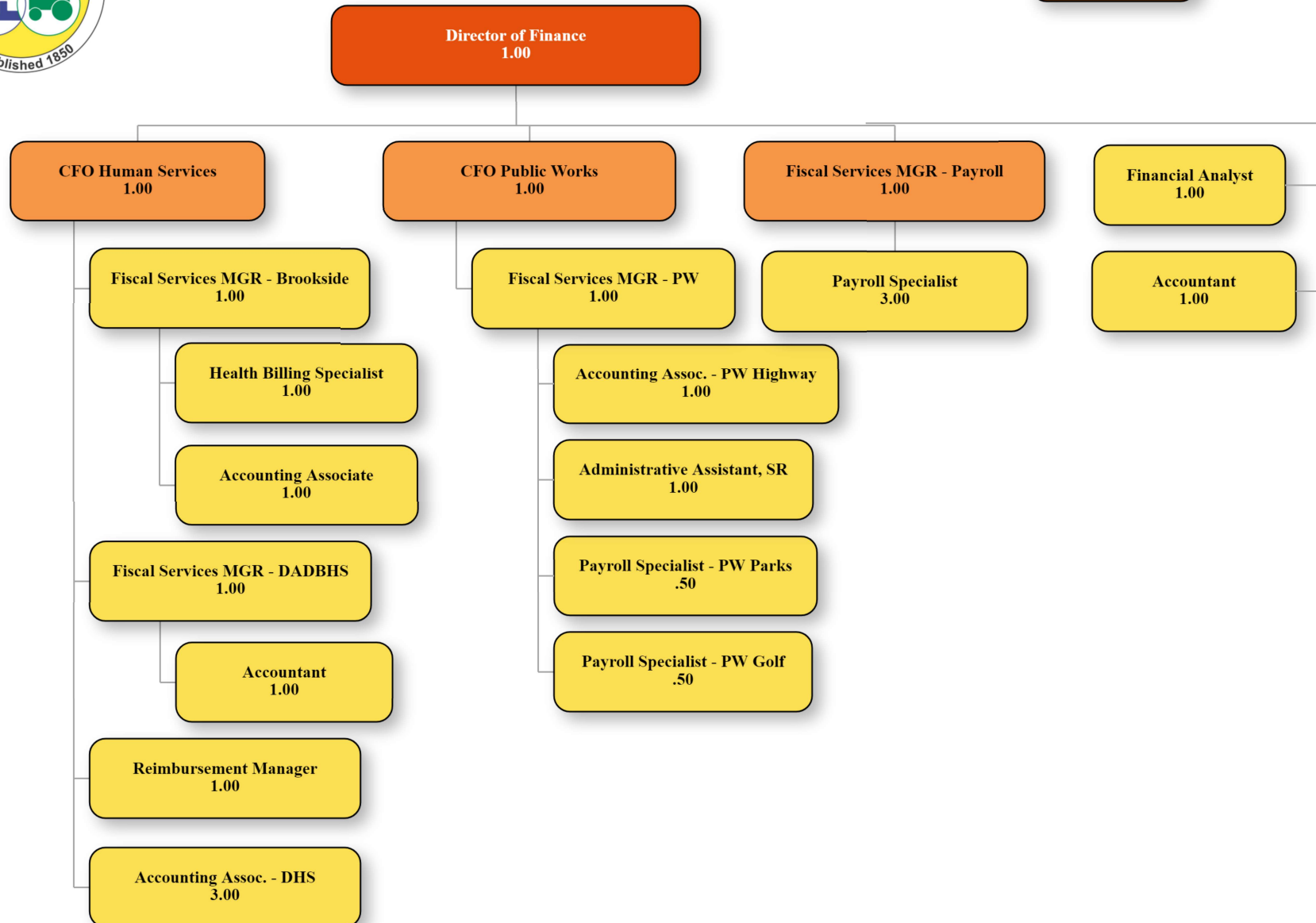
* Includes defunded positions. See Summary of Budgeted Personnel Changes.

** Pay grade not determined by recent classification and compensation study.



County of Kenosha Department of Finance and Administration

Total FTE:
22.00



DEPT/DIV: FINANCE & ADMINISTRATION - FINANCE

	(1) 2022 Actual	(2) 2023 Adopted Budget	(3) 2023 Budget Adopted & Modified 6/30	(4) 2023 Actual as of 6/30	(5) 2023 Projected at 12/31	(6) 2024 Adopted Operating and Capital Budget
Personnel	679,400	750,450	750,450	396,490	750,759	694,330
Contractual	2,369,514	2,207,690	2,444,859	1,234,511	2,445,259	2,334,095
Supplies	22,990	23,850	23,850	13,251	23,600	23,800
Fixed Charges	12,426	10,486	10,486	10,486	10,486	11,847
Cost Allocation	(1,298,081)	(1,321,800)	(1,321,800)	(588,015)	(1,321,800)	(1,452,912)
Total Expenses for Reporting Unit	1,786,250	1,670,676	1,907,845	1,066,723	1,908,304	1,611,160
Total Revenue for Reporting Unit	0	0	(237,169)	0	0	0
Total Levy for Reporting Unit	1,786,250	1,670,676			1,908,304	1,611,160

DEPT/DIV: FINANCE & ADMINISTRATION - FINANCE

REPORTING UNIT: FINANCE

FUND: 100 DIVISION - SUBDIVISION #: 100-1010

		(1)	(2)	(3)	(4)	(5)	(6)
		2022	2023	2023 Budget	2023	2023	2024 Adopted
Account Description:	Account	Actual	Adopted Budget	Adopted & Modified 6/30	Actual as of 6/30	Projected at 12/31	Operating and Capital Budget
SALARIES	511100	1,179,008	1,389,149	1,389,149	636,160	1,389,149	1,488,089
SALARIES-OVERTIME	511200	6,937	5,500	5,500	1,163	5,809	4,500
FICA	515100	85,050	106,691	106,691	46,067	106,691	114,182
RETIREMENT	515200	76,947	94,835	94,835	43,338	94,835	102,988
MEDICAL INSURANCE	515400	399,759	464,590	464,590	210,888	464,590	423,920
LIFE INSURANCE	515500	3,635	3,326	3,326	1,772	3,326	3,413
WORKERS COMPENSATION	515600	1,107	1,738	1,738	1,738	1,738	1,587
INTERDEPT PERSONNEL CHARGES	519990	(1,073,042)	(1,315,379)	(1,315,379)	(544,636)	(1,315,379)	(1,444,349)
Appropriations Unit: Personnel		679,400	750,450	750,450	396,490	750,759	694,330
ACCOUNTING & AUDITING	521300	85,416	86,593	86,593	57,669	86,593	89,191
OTHER PROFESSIONAL SERVICES	521900	2,283,704	2,121,097	2,358,266	1,176,674	2,358,266	2,244,604
TELECOMMUNICATIONS	522500	394	0	0	168	400	300
Appropriations Unit: Contractual		2,369,514	2,207,690	2,444,859	1,234,511	2,445,259	2,334,095
OFFICE SUPPLIES	531200	2,165	2,000	2,000	0	2,000	2,000
SUBSCRIPTIONS	532200	3,025	3,300	3,300	2,950	3,300	3,500
MILEAGE & TRAVEL	533900	0	750	750	16	500	500
STAFF DEVELOPMENT	543340	17,800	17,800	17,800	10,285	17,800	17,800
Appropriations Unit: Supplies		22,990	23,850	23,850	13,251	23,600	23,800
PUBLIC LIABILITY INSURANCE	551300	12,126	10,186	10,186	10,186	10,186	11,547
EMPLOYEE BONDING	552200	300	300	300	300	300	300
Appropriations Unit: Fixed Charges		12,426	10,486	10,486	10,486	10,486	11,847
INTERDEPARTMENTAL CHARGES	591000	(1,298,081)	(1,321,800)	(1,321,800)	(588,015)	(1,321,800)	(1,452,912)
Appropriations Unit: Cost Allocation		(1,298,081)	(1,321,800)	(1,321,800)	(588,015)	(1,321,800)	(1,452,912)
Total Expense for Reporting Unit		1,786,250	1,670,676	1,907,845	1,066,723	1,908,304	1,611,160

REPORTING UNIT:	REVENUE: FINANCE
FUND: 100	DIVISION - SUBDIVISION #: 100-1010

		(1)	(2)	(3)	(4)	(5)	(6)
Account Description:	Account	2022 Actual	2023 Adopted Budget	2023 Budget Adopted & Modified 6/30	2023 Actual as of 6/30	2023 Projected at 12/31	2024 Adopted Operating and Capital Budget
CARRYOVER	449980	0	0	237,169	0	0	0
Appropriations Unit: Revenue		0	0	237,169	0	0	0
Total Funding for Reporting Unit		0	0	237,169	0	0	0

Total Expenses for Reporting Unit	1,786,250	1,670,676	1,907,845	1,066,723	1,908,304	1,611,160
Total Revenue for Reporting Unit	0	0	(237,169)	0	0	0
Total Levy for Reporting Unit	1,786,250	1,670,676			1,908,304	1,611,160

DIVISION OF PURCHASING SERVICES

MISSION STATEMENT

The Purchasing Division is an administrative support service for the County of Kenosha with centralized responsibility for oversight of solicitation, vendor selection, negotiation, award, contract management, reporting and disposal of surplus property for the benefit of Kenosha County departments and divisions.

Obtaining the proper product at the right price, in the right quantity and quality, from the right source, on time, and in compliance with all legal requirements, administrative policies, and ethical practices is our daily challenge.

The Purchasing Division is committed to providing professional and efficient procurement services for all Kenosha County departments and divisions by maintaining procedures which:

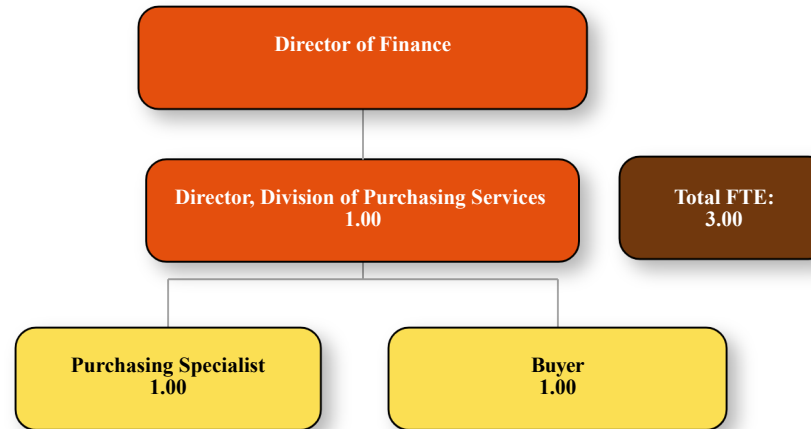
- Foster fair and open competition among potential suppliers and contractors;
- Promote broad participation and competition among potential suppliers and contractors;
- Ensure that all vendors and contractors are qualified with the appropriate legal authority to do business in Wisconsin, with a satisfactory record of integrity, and the appropriate financial, organizational and operational capacity and controls to perform on County contracts;
- Provide procurement ordinance guidance and training to our client agencies;
- are in strict compliance with all Federal, State and local laws that govern expenditure of public funds;
- Inspire public confidence that all contracts are awarded equitably and economically;
- Keep staff current on developments in the field of purchasing, market conditions, and changing procurement regulations;
- Provide the greatest possible value and quality in the products and services we purchase, at the lowest possible price, with timely delivery and in compliance with all specifications and terms.

PURCHASING SERVICES

POSITION TITLE	GRADE	2020	2021	2022	2023	2024
DIRECTOR, PURCHASING	E11	1.00	1.00	1.00	1.00	1.00
PURCHASING SPECIALIST	NE10	1.00	1.00	1.00	1.00	1.00
BUYER	NE08	1.00	1.00	1.00	1.00	1.00
DIVISION TOTAL		3.00	3.00	3.00	3.00	3.00



County of Kenosha Division of Purchasing Services



DEPT/DIV: FINANCE & ADMINISTRATION - PURCHASING SERVICES

	(1) 2022 Actual	(2) 2023 Adopted Budget	(3) 2023 Budget Adopted & Modified 6/30	(4) 2023 Actual as of 6/30	(5) 2023 Projected at 12/31	(6) 2024 Adopted Operating and Capital Budget
Personnel	296,578	307,828	307,828	138,482	307,830	324,194
Contractual	6,300	7,500	7,500	3,150	7,500	7,000
Supplies	5,247	10,225	10,225	1,956	9,809	10,225
Fixed Charges	9,209	7,734	7,734	7,734	7,734	8,767
Total Expenses for Reporting Unit	317,333	333,287	333,287	151,321	332,873	350,186
Total Revenue for Reporting Unit	(106,685)	(90,000)	(90,000)	(24,294)	(90,000)	(90,000)
Total Levy for Reporting Unit	210,649	243,287			242,873	260,186

DEPT/DIV: FINANCE & ADMINISTRATION - PURCHASING SERVICES

REPORTING UNIT: PURCHASING SERVICES

FUND: 100 DIVISION - SUBDIVISION #: 120-1200

		(1)	(2)	(3)	(4)	(5)	(6)
		2022	2023	2023 Budget	2023	2023	2024 Adopted
Account Description:	Account	Actual	Adopted Budget	Adopted & Modified 6/30	Actual as of 6/30	Projected at 12/31	Operating and Capital Budget
SALARIES	511100	210,526	223,454	223,454	99,918	223,454	237,487
SALARIES-OVERTIME	511200	131	0	0	2	2	0
FICA	515100	14,925	17,094	17,094	7,202	17,094	18,168
RETIREMENT	515200	13,472	15,195	15,195	6,772	15,195	16,387
MEDICAL INSURANCE	515400	56,853	51,380	51,380	23,972	51,380	51,380
LIFE INSURANCE	515500	397	329	329	240	329	480
WORKERS COMPENSATION	515600	273	376	376	376	376	292
Appropriations Unit: Personnel		296,578	307,828	307,828	138,482	307,830	324,194
OTHER PROFESSIONAL SERVICES	521900	6,300	7,500	7,500	3,150	7,500	7,000
Appropriations Unit: Contractual		6,300	7,500	7,500	3,150	7,500	7,000
FURN/FIXTURE>\$100<\$5000	530010	0	400	400	0	400	400
OFFICE SUPPLIES	531200	1,042	1,300	1,300	61	1,300	1,300
PRINTING/DUPLICATION	531300	51	225	225	32	225	225
SUBSCRIPTIONS	532200	1,973	800	800	480	800	800
ADVERTISING	532600	810	1,000	1,000	488	1,000	1,000
MILEAGE & TRAVEL	533900	97	0	0	84	84	0
STAFF DEVELOPMENT	543340	1,274	6,500	6,500	811	6,000	6,500
Appropriations Unit: Supplies		5,247	10,225	10,225	1,956	9,809	10,225
PUBLIC LIABILITY INSURANCE	551300	9,209	7,734	7,734	7,734	7,734	8,767
Appropriations Unit: Fixed Charges		9,209	7,734	7,734	7,734	7,734	8,767
Total Expense for Reporting Unit		317,333	333,287	333,287	151,321	332,873	350,186

REPORTING UNIT: REVENUE: PURCHASING SERVICES

FUND: 100 DIVISION - SUBDIVISION #: 120-1200

		(1)	(2)	(3)	(4)	(5)	(6)
		2022	2023	2023 Budget	2023	2023	2024 Adopted
Account Description:	Account	Actual	Adopted Budget	Adopted & Modified 6/30	Actual as of 6/30	Projected at 12/31	Operating and Capital Budget
PURCHASING CARD REBATE	446630	106,685	90,000	90,000	24,294	90,000	90,000

Appropriations Unit:	Revenue	106,685	90,000	90,000	24,294	90,000	90,000
Total Funding for Reporting Unit		106,685	90,000	90,000	24,294	90,000	90,000

Total Expenses for Reporting Unit	317,333	333,287	333,287	151,321	332,873	350,186
Total Revenue for Reporting Unit	(106,685)	(90,000)	(90,000)	(24,294)	(90,000)	(90,000)
Total Levy for Reporting Unit	210,649	243,287			242,873	260,186

COUNTY CLERK

MISSION STATEMENT

It is the mission of the Kenosha County Clerk's office to maintain a level of excellence in customer service and to continue to make improvements and minimize expenses. To maintain official records for many county activities and meetings including the County Board of Supervisors and their committees.

To continue to serve the electoral community with integrity and secured elections yet maintain a level of high quality but cost effective election machinery and ballots.

The Clerk's office is also the local outlet for several state functions such as marriage licenses and dog licensing.

At the Federal level the County Clerk's office is an Acceptance Agency for Passport applications.

GOALS AND OBJECTIVES

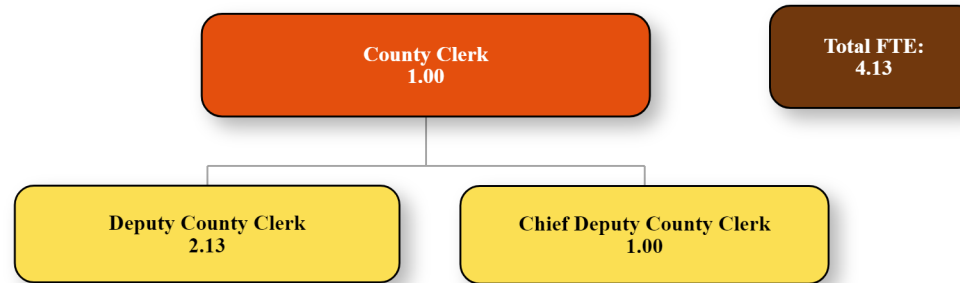
- Continue to conduct all federal, state, and countywide elections in a secure and efficient manner.
- Continue to stay up-to-date on the laws and procedures for administering elections in Wisconsin
- Continue to provide quality services and excellent customer service to the public.
- Continue to serve the County Board of Supervisors.
- Continue to have auctions of tax dedeed properties and return them to the tax rolls.

COUNTY CLERK

POSITION TITLE	GRADE	2020	2021	2022	2023	2024
COUNTY CLERK	ELECTED	1.00	1.00	1.00	1.00	1.00
CHIEF DEPUTY COUNTY CLERK	NE10	1.00	1.00	1.00	1.00	1.00
DEPUTY COUNTY CLERK	NE08	1.63	1.63	1.63	2.13	2.13
DIVISION TOTAL		3.63	3.63	3.63	4.13	4.13



County of Kenosha County Clerk



DEPT/DIV: ELECTED OFFICES - COUNTY CLERK'S OFFICE

	(1) 2022 Actual	(2) 2023 Adopted Budget	(3) 2023 Budget Adopted & Modified 6/30	(4) 2023 Actual as of 6/30	(5) 2023 Projected at 12/31	(6) 2024 Adopted Operating and Capital Budget
Personnel	292,942	333,447	333,447	139,982	333,447	333,932
Supplies	80,416	40,000	40,000	48,827	57,400	120,600
Fixed Charges	5,628	4,775	4,775	4,775	4,775	5,373
Total Expenses for Reporting Unit	378,986	378,222	378,222	193,585	395,622	459,905
Total Revenue for Reporting Unit	(101,185)	(125,400)	(125,400)	(57,527)	(125,400)	(185,900)
Total Levy for Reporting Unit	277,801	252,822			270,222	274,005

DEPT/DIV: ELECTED OFFICES - COUNTY CLERK'S OFFICE

REPORTING UNIT: COUNTY CLERK'S OFFICE

FUND: 100 DIVISION - SUBDIVISION #: 150-1510

		(1)	(2)	(3)	(4)	(5)	(6)
		2022	2023	2023 Budget	2023	2023	2024 Adopted
Account Description:	Account	Actual	Adopted Budget	Adopted & Modified 6/30	Actual as of 6/30	Projected at 12/31	Operating and Capital Budget
SALARIES	511100	221,270	254,506	254,506	109,215	254,506	263,907
SALARIES-OVERTIME	511200	942	3,000	3,000	1,397	3,000	3,000
SALARIES-TEMPORARY	511500	503	0	0	0	0	0
PER DIEM-CANVAS BOARD	514300	2,200	1,200	1,200	400	1,200	1,200
FICA	515100	16,731	19,791	19,791	8,341	19,791	20,511
RETIREMENT	515200	14,469	17,510	17,510	7,075	17,510	18,691
MEDICAL INSURANCE	515400	35,906	36,400	36,400	12,845	36,400	25,690
LIFE INSURANCE	515500	649	654	654	323	654	619
WORKERS COMPENSATION	515600	273	386	386	386	386	314
Appropriations Unit: Personnel		292,942	333,447	333,447	139,982	333,447	333,932
MACHY/EQUIP>\$100<\$5000	530050	170	300	300	0	300	300
OFFICE SUPPLIES	531200	1,088	1,200	1,200	746	1,200	1,400
PRINTING/DUPLICATION	531300	2,382	1,500	1,500	88	1,500	3,700
ELECTION SUPPLIES	531500	60,871	17,000	17,000	35,900	35,900	95,000
PUBLICATION/NOTICES	532100	14,399	16,000	16,000	11,387	16,000	16,000
OTHER PUBLICATIONS	532900	24	500	500	254	500	700
MILEAGE & TRAVEL	533900	220	1,000	1,000	0	1,000	1,000
STAFF DEVELOPMENT	543340	1,262	2,500	2,500	453	1,000	2,500
Appropriations Unit: Supplies		80,416	40,000	40,000	48,827	57,400	120,600
PUBLIC LIABILITY INSURANCE	551300	5,328	4,475	4,475	4,475	4,475	5,073
SECURITIES BONDING	552300	300	300	300	300	300	300
Appropriations Unit: Fixed Charges		5,628	4,775	4,775	4,775	4,775	5,373
Total Expense for Reporting Unit		378,986	378,222	378,222	193,585	395,622	459,905

REPORTING UNIT:	REVENUE: COUNTY CLERK'S OFFICE
FUND: 100	DIVISION - SUBDIVISION #: 150-1510

Account Description:	Account	(1) 2022 Actual	(2) 2023 Adopted Budget	(3) 2023 Budget Adopted & Modified 6/30	(4) 2023 Actual as of 6/30	(5) 2023 Projected at 12/31	(6) 2024 Adopted Operating and Capital Budget
ARPA FEDERAL GRANT	443293	0	0	0	0	0	40,000
DANCE HALL & CABARET LICENSE	444010	1,950	2,000	2,000	600	2,000	2,000
MARRIAGE LICENSE WAIVER	444030	775	800	800	75	800	800
MARRIAGE LICENSES	444200	50,765	57,000	57,000	19,220	57,000	62,700
DOMESTIC PARTNER FEE	444230	69	0	0	0	0	0
COUNTY CLERK FEES	445500	354	600	600	152	600	2,400
PASSPORT FEES	445505	47,272	65,000	65,000	37,480	65,000	78,000
Appropriations Unit: Revenue		101,185	125,400	125,400	57,527	125,400	185,900
Total Funding for Reporting Unit		101,185	125,400	125,400	57,527	125,400	185,900

Total Expenses for Reporting Unit	378,986	378,222	378,222	193,585	395,622	459,905
Total Revenue for Reporting Unit	(101,185)	(125,400)	(125,400)	(57,527)	(125,400)	(185,900)
Total Levy for Reporting Unit	277,801	252,822			270,222	274,005

TREASURER'S OFFICE

ACTIVITIES

The County Treasurer is responsible for receipting and disbursing all county funds and recording all transactions in a timely manner. The treasurer provides banking services and maintains banking accounts while accepting funds from all departments within the county and from the public. All funds are accounted for on a daily basis and a monthly proof of cash is done to confirm the accuracy of consolidated accounting procedures.

The Treasurer administers all property tax laws, collects property taxes and completes the annual tax settlement with each of the county's municipalities and with the State of Wisconsin Department of Revenue. State Statutes assign the Treasurer the responsibility of administering many statewide programs such as The Lottery and Gaming Credit, Unclaimed Funds, and the Tax Deed or In Rem processes used to take ownership of severely tax delinquent properties on behalf of the county.

Investing all available county funds is another responsibility of the Treasurer. This involves, selecting investments that maintain the security of county funds while achieving maximum returns within guidelines set by the County Board, State Statutes, and the County's investment policy.

GOALS AND OBJECTIVES

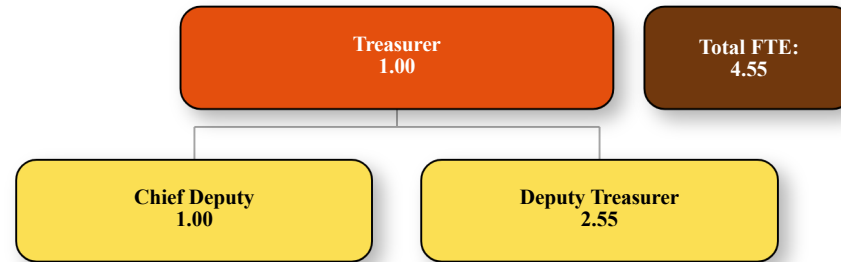
- Continue the process to improve and refine the office's computer functions
- Constantly study and monitor county investments and banking functions to achieve maximum efficiency and return
- Look at ways to provide an even higher level of customer service to the citizens of Kenosha County
- Make preservation of principal the top priority when selecting investments for county funds.
- Work with state Legislators on tax-related issues to assure resolutions in the best interest of Kenosha County.
- Work with the Wisconsin Department of Revenue to assure implementation of the most effective and efficient methods of administering state-prescribed programs.
- Improve office functions to provide excellence in customer service to both internal and external customers.

TREASURER

POSITION TITLE	GRADE	2020	2021	2022	2023	2024
COUNTY TREASURER	ELECTED	1.00	1.00	1.00	1.00	1.00
CHIEF DEPUTY TREASURER	NE10	1.00	1.00	1.00	1.00	1.00
DEPUTY TREASURER	NE08	2.55	2.55	2.55	2.55	2.55
DIVISION TOTAL		4.55	4.55	4.55	4.55	4.55



County of Kenosha Treasurer



DEPT/DIV: ELECTED OFFICES - TREASURER'S OFFICE

	(1) 2022 Actual	(2) 2023 Adopted Budget	(3) 2023 Budget Adopted & Modified 6/30	(4) 2023 Actual as of 6/30	(5) 2023 Projected at 12/31	(6) Executive Proposed Budget	(7) Finance and Admin Comm Adj.	(8) 2024 Adopted Operating and Capital Budget
Personnel	403,843	410,626	410,626	195,263	412,626	436,510	0	436,510
Contractual	3,600	3,600	3,600	0	3,600	3,600	0	3,600
Supplies	8,399	14,300	14,300	1,166	14,300	12,300	0	12,300
Fixed Charges	8,390	9,053	9,053	7,089	9,053	8,542	0	8,542
Total Expenses for Reporting Unit	424,232	437,579	437,579	203,517	439,579	460,952	0	460,952
Total Revenue for Reporting Unit	(772,173)	(1,525,050)	(1,525,050)	(1,858,384)	(4,068,025)	(4,599,025)	(50,000)	(4,649,025)
Total Levy for Reporting Unit	(347,941)	(1,087,471)	(1,087,471)	(1,654,867)	(3,628,446)	(4,138,073)	(50,000)	(4,188,073)

DEPT/DIV: ELECTED OFFICES - TREASURER'S OFFICE

REPORTING UNIT: TREASURER'S OFFICE

FUND: 100 DIVISION - SUBDIVISION #: 160-1610

		(1)	(2)	(3)	(4)	(5)	(6)	(7)	(8)
		2022	2023	2023 Budget	2023	2023	Executive	Finance and	2024 Adopted
		Actual	Adopted	Adopted &	Actual	Projected	Proposed	Admin Comm	Operating and
Account Description:	Account		Budget	Modified 6/30	as of 6/30	at 12/31	Budget	Adj.	Capital Budget
SALARIES	511100	277,437	288,828	288,828	131,783	288,828	306,926	0	306,926
SALARIES-OVERTIME	511200	22,069	20,000	20,000	14,215	22,000	22,000	0	22,000
FICA	515100	22,183	23,626	23,626	10,865	23,626	25,010	0	25,010
RETIREMENT	515200	17,643	19,065	19,065	9,839	19,065	22,893	0	22,893
MEDICAL INSURANCE	515400	63,232	57,820	57,820	27,348	57,820	57,820	0	57,820
LIFE INSURANCE	515500	898	767	767	693	767	1,459	0	1,459
WORKERS COMPENSATION	515600	381	520	520	520	520	402	0	402
Appropriations Unit: Personnel		403,843	410,626	410,626	195,263	412,626	436,510	0	436,510
MISC CONTRACTUAL SERVICES	529900	3,600	3,600	3,600	0	3,600	3,600	0	3,600
Appropriations Unit: Contractual		3,600	3,600	3,600	0	3,600	3,600	0	3,600
FURN/FIXTURE>\$100<\$5000	530010	600	600	600	0	600	600	0	600
OFFICE SUPPLIES	531200	1,330	1,700	1,700	447	1,700	1,700	0	1,700
PRINTING/DUPPLICATION	531300	4,398	8,500	8,500	(364)	8,500	6,500	0	6,500
MILEAGE & TRAVEL	533900	539	1,500	1,500	274	1,500	1,500	0	1,500
STAFF DEVELOPMENT	543340	1,532	2,000	2,000	810	2,000	2,000	0	2,000
Appropriations Unit: Supplies		8,399	14,300	14,300	1,166	14,300	12,300	0	12,300
PUBLIC LIABILITY INSURANCE	551300	4,356	3,658	3,658	3,658	3,658	4,147	0	4,147
SECURITIES BONDING	552300	2,395	2,395	2,395	2,395	2,395	2,395	0	2,395
TAXES	559100	1,639	3,000	3,000	1,036	3,000	2,000	0	2,000
Appropriations Unit: Fixed Charges		8,390	9,053	9,053	7,089	9,053	8,542	0	8,542
Total Expense for Reporting Unit		424,232	437,579	437,579	203,517	439,579	460,952	0	460,952

REPORTING UNIT: REVENUE: TREASURER'S OFFICE

FUND: 100 DIVISION - SUBDIVISION #: 160-1610

		(1)	(2)	(3)	(4)	(5)	(6)	(7)	(8)
		2022	2023	2023 Budget	2023	2023	Executive	Finance and	2024 Adopted
		Actual	Adopted	Adopted &	Actual	Projected	Proposed	Admin Comm	Operating and
Account Description:	Account		Budget	Modified 6/30	as of 6/30	at 12/31	Budget	Adj.	Capital Budget

FOREST CROP	441140	4,000	5,000	5,000	737	3,000	4,000	0	4,000
PENALTY ON DELINQUENT TAX	441980	450,948	400,000	400,000	158,747	400,000	425,000	0	425,000
INTEREST ON TAXES	441990	825,252	750,000	750,000	295,074	750,000	825,000	0	825,000
COUNTY TREASURER FEE	445520	51	50	50	8	25	25	0	25
AG USE-VALUE PENALTY	445680	73,566	45,000	45,000	61,563	95,000	70,000	0	70,000
GENERAL FUND INTEREST	448110	763,064	325,000	325,000	1,195,306	2,500,000	3,275,000	50,000	3,325,000
UNREALIZED GAIN/LOSS - NET ACCR	448140	(1,344,709)	0	0	146,948	320,000	0	0	0
Appropriations Unit: Revenue		772,173	1,525,050	1,525,050	1,858,384	4,068,025	4,599,025	50,000	4,649,025
Total Funding for Reporting Unit		772,173	1,525,050	1,525,050	1,858,384	4,068,025	4,599,025	50,000	4,649,025

Total Expenses for Reporting Unit	424,232	437,579	437,579	203,517	439,579	460,952	0	460,952
Total Revenue for Reporting Unit	(772,173)	(1,525,050)	(1,525,050)	(1,858,384)	(4,068,025)	(4,599,025)	(50,000)	(4,649,025)
Total Levy for Reporting Unit		(1,087,471)			(3,628,446)	(4,138,073)	(50,000)	(4,188,073)

REGISTER OF DEEDS OFFICE

MISSION STATEMENT

The mission of the Register of Deeds office is to maintain a perpetual, comprehensive set of public records consisting of all documents appropriately presented for recording or filing, in accordance with the law. And to provide timely, secure, accurate, accessible and cost-effective record systems and services which are delivered in a prompt and courteous manner.

The Register of Deeds provides online access to all digitized public records on a monthly or per use fee basis. This is a convenience for the public and the professional real estate community which enjoys the ability to access our records on a 24/7 basis.

PROGRAM DESCRIPTION

The Register of Deeds fulfills its mission by performing necessary duties as required by law:

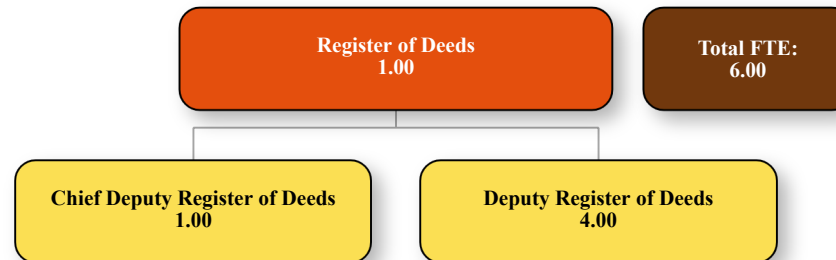
- Record and file all documents authorized by law to be recorded in the office of the Register of Deeds. This includes but is not limited to: all documents that affect ownership of real estate, articles of incorporation, change of names, power of attorney, federal tax liens, plats, certified survey maps and other miscellaneous instruments.
- Carefully index and image for safe storage, recorded documents received both manually and electronically and provide public access to said indexes and images.
- Register and index all Marriages, Deaths and Domestic Partnerships occurring in the county. Issue certified copies of all vital records including Birth Certificates to persons entitled to receive the same.

REGISTER OF DEEDS

POSITION TITLE	GRADE	2020	2021	2022	2023	2024
REGISTER OF DEEDS	ELECTED	1.00	1.00	1.00	1.00	1.00
CHIEF DEPUTY REGISTER OF DEEDS	NE10	1.00	1.00	1.00	1.00	1.00
DEPUTY REGISTER OF DEEDS	NE08	4.00	4.00	4.00	4.00	4.00
DIVISION TOTAL		6.00	6.00	6.00	6.00	6.00



County of Kenosha Register of Deeds



DEPT/DIV: ELECTED OFFICES - REGISTER OF DEEDS OFFICE

	(1)	(2)	(3)	(4)	(5)	(6)
	2022	2023	2023 Budget	2023	2023	2024 Adopted
	Actual	Adopted	Adopted &	Actual	Projected	Operating and
		Budget	Modified 6/30	as of 6/30	at 12/31	Capital Budget
Personnel	529,445	537,103	537,103	258,014	483,754	575,424
Contractual	0	0	45,164	0	0	0
Supplies	6,386	8,500	9,200	3,545	8,700	8,360
Fixed Charges	3,680	3,139	3,139	3,139	3,139	3,518
Grants/Contributions	376	0	0	0	0	0
Total Expenses for Reporting Unit	539,887	548,742	594,606	264,698	495,593	587,302
Total Revenue for Reporting Unit	(1,701,070)	(1,771,000)	(1,816,864)	(551,193)	(1,278,962)	(1,605,000)
Total Levy for Reporting Unit	(1,161,183)	(1,222,258)			(783,369)	(1,017,698)

DEPT/DIV: ELECTED OFFICES - REGISTER OF DEEDS OFFICE

REPORTING UNIT: REGISTER OF DEEDS OFFICE

FUND: 100 DIVISION - SUBDIVISION #: 170-1710

		(1)	(2)	(3)	(4)	(5)	(6)
		2022	2023	2023 Budget	2023	2023	2024 Adopted
Account Description:	Account	Actual	Adopted Budget	Adopted & Modified 6/30	Actual as of 6/30	Projected at 12/31	Operating and Capital Budget
SALARIES	511100	362,967	380,080	380,080	170,189	309,074	390,715
SALARIES-OVERTIME	511200	31	1,000	1,000	10	10	1,000
FICA	515100	26,715	29,154	29,154	12,370	24,740	29,967
RETIREMENT	515200	23,601	25,912	25,912	11,574	23,148	27,303
MEDICAL INSURANCE	515400	113,706	98,490	98,490	62,090	124,180	124,180
LIFE INSURANCE	515500	1,617	1,509	1,509	822	1,644	1,644
WORKERS COMPENSATION	515600	807	958	958	958	958	615
Appropriations Unit: Personnel		529,445	537,103	537,103	258,014	483,754	575,424
OFFICE SUPPLIES	531200	2,466	2,500	2,500	616	2,000	2,000
PRINTING/DUPLICATION	531300	1,772	2,500	3,200	2,744	3,200	3,000
MILEAGE & TRAVEL	533900	1,509	2,000	2,000	0	2,000	1,860
STAFF DEVELOPMENT	543340	640	1,500	1,500	185	1,500	1,500
Appropriations Unit: Supplies		6,386	8,500	9,200	3,545	8,700	8,360
PUBLIC LIABILITY INSURANCE	551300	3,380	2,839	2,839	2,839	2,839	3,218
SECURITIES BONDING	552300	300	300	300	300	300	300
Appropriations Unit: Fixed Charges		3,680	3,139	3,139	3,139	3,139	3,518
MISCELLANEOUS EXPENSE	575070	376	0	0	0	0	0
Appropriations Unit: Grants/Conrit		376	0	0	0	0	0
Total Expense for Reporting Unit		539,887	548,742	549,442	264,698	495,593	587,302

REPORTING UNIT: REGISTER OF DEEDS OFFICE - RECORDS

FUND: 100 DIVISION - SUBDIVISION #: 170-1730

		(1)	(2)	(3)	(4)	(5)	(6)
		2022	2023	2023 Budget	2023	2023	2024 Adopted
Account Description:	Account	Actual	Adopted Budget	Adopted & Modified 6/30	Actual as of 6/30	Projected at 12/31	Operating and Capital Budget
RECORDS PRESERVATION	525570	0	0	45,164	0	0	0
Appropriations Unit: Contractual		0	0	45,164	0	0	0

Total Expense for Reporting Unit	0	0	45,164	0	0	0
---	---	---	--------	---	---	---

REPORTING UNIT:	REVENUE: REGISTER OF DEEDS OFFICE
FUND: 100	DIVISION - SUBDIVISION #: 170-1710

		(1)	(2)	(3)	(4)	(5)	(6)
		2022	2023	2023 Budget	2023	2023	2024 Adopted
Account Description:	Account	Actual	Adopted Budget	Adopted & Modified 6/30	Actual as of 6/30	Projected at 12/31	Operating and Capital Budget
FEES/TRANSFER TAX	441910	1,053,634	971,000	971,000	277,395	720,629	900,000
REGISTER OF DEEDS FEES	445540	644,561	795,000	795,000	272,267	554,633	700,000
CARRYOVER	449980	0	0	700	0	700	0
Appropriations Unit: Revenue		1,698,195	1,766,000	1,766,700	549,663	1,275,962	1,600,000
Total Funding for Reporting Unit		1,698,195	1,766,000	1,766,700	549,663	1,275,962	1,600,000

REPORTING UNIT:	REVENUE: REGISTER OF DEEDS OFFICE - RECORDS
FUND: 100	DIVISION - SUBDIVISION #: 170-1730

		(1)	(2)	(3)	(4)	(5)	(6)
		2022	2023	2023 Budget	2023	2023	2024 Adopted
Account Description:	Account	Actual	Adopted Budget	Adopted & Modified 6/30	Actual as of 6/30	Projected at 12/31	Operating and Capital Budget
SEARCH FEE	445490	2,875	5,000	5,000	1,530	3,000	5,000
CARRYOVER	449980	0	0	45,164	0	0	0
Appropriations Unit: Revenue		2,875	5,000	50,164	1,530	3,000	5,000
Total Funding for Reporting Unit		2,875	5,000	50,164	1,530	3,000	5,000

Total Expenses for Reporting Unit	539,887	548,742	594,606	264,698	495,593	587,302
Total Revenue for Reporting Unit	(1,701,070)	(1,771,000)	(1,816,864)	(551,193)	(1,278,962)	(1,605,000)
Total Levy for Reporting Unit	(1,161,183)	(1,222,258)			(783,369)	(1,017,698)

This page left blank intentionally

KCC ELECTED OFFICIALS SATELLITE OFFICE

ACTIVITIES

The county's elected officials have recognized a growing need for various services by Kenosha County residents living in the west half of Kenosha County due to rising population and the increased demands of modern society. We as elected officials worked collectively in the formation of a remote office conveniently located geographically while retaining the main departments at the county seat as required by state law. The Kenosha County Center building, located at Highways 45 & 50, has sufficient space to operate a remote site for the combined services of such elected officers with the modern technology existing to allow electronic transmission and communication between the remote site and the main offices. The growth and utilization has given those residents of the western portion of Kenosha County convenient, efficient services.

The elected officials also share staff assigned to this budget. The sharing of elected services staff allows elected offices to utilize staff to cover staffing fluctuation and allows for maximum coverage during high demand periods.

GOALS AND OBJECTIVES

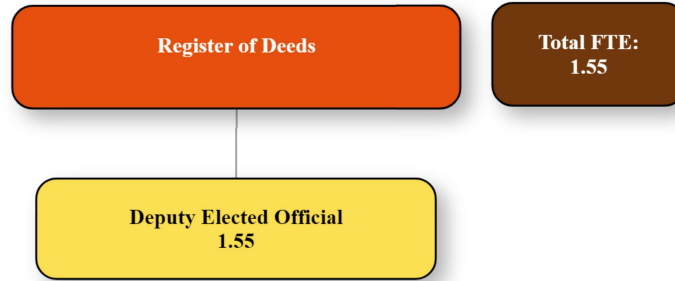
- To provide continuous, efficient and quality service to our public.
- To continually look for ways to expand services provided through technology
- To implement statutory changes for each of the elected offices and to update programs and procedures as necessary.

ELECTED SERVICES

POSITION TITLE	GRADE	2020	2021	2022	2023	2024
ELECTED OFFICIAL DEPUTY	NE08	1.00	1.00	1.00	1.00	1.55
ELECTED OFFICIAL CLERK	NE07	0.55	0.55	0.55	0.55	0.00
DIVISION TOTAL		1.55	1.55	1.55	1.55	1.55



County of Kenosha Elected Services



DEPT/DIV: ELECTED OFFICES - ELECTED SERVICES

	(1) 2022 Actual	(2) 2023 Adopted Budget	(3) 2023 Budget Adopted & Modified 6/30	(4) 2023 Actual as of 6/30	(5) 2023 Projected at 12/31	(6) 2024 Adopted Operating and Capital Budget
Personnel	120,711	122,941	122,941	47,413	90,690	106,955
Supplies	1,280	1,800	1,800	578	1,800	1,800
Fixed Charges	2,395	2,395	2,395	2,395	2,395	2,395
Total Expenses for Reporting Unit	124,386	127,136	127,136	50,386	94,885	111,150
Total Levy for Reporting Unit	124,386	127,136			94,885	111,150

DEPT/DIV: ELECTED OFFICES - ELECTED SERVICES

REPORTING UNIT: ELECTED SERVICES

FUND: 100 DIVISION - SUBDIVISION #: 180-1810

		(1)	(2)	(3)	(4)	(5)	(6)
		2022	2023	2023 Budget	2023	2023	2024 Adopted
Account Description:	Account	Actual	Adopted Budget	Adopted & Modified 6/30	Actual as of 6/30	Projected at 12/31	Operating and Capital Budget
SALARIES	511100	80,657	84,110	84,110	36,557	68,682	83,193
SALARIES-OVERTIME	511200	188	500	500	9	500	500
FICA	515100	5,715	6,472	6,472	2,744	5,488	6,403
RETIREMENT	515200	5,264	5,753	5,753	2,487	4,974	5,776
MEDICAL INSURANCE	515400	28,426	25,690	25,690	5,315	10,630	10,710
LIFE INSURANCE	515500	340	258	258	143	258	261
WORKERS COMPENSATION	515600	120	158	158	158	158	112
Appropriations Unit: Personnel		120,711	122,941	122,941	47,413	90,690	106,955
FURN/FIXTURE>\$100<\$5000	530010	677	1,100	1,100	0	1,100	1,100
OFFICE SUPPLIES	531200	603	600	600	578	600	600
MILEAGE & TRAVEL	533900	0	100	100	0	100	100
Appropriations Unit: Supplies		1,280	1,800	1,800	578	1,800	1,800
SECURITIES BONDING	552300	2,395	2,395	2,395	2,395	2,395	2,395
Appropriations Unit: Fixed Charges		2,395	2,395	2,395	2,395	2,395	2,395
Total Expense for Reporting Unit		124,386	127,136	127,136	50,386	94,885	111,150

Total Expenses for Reporting Unit	124,386	127,136	127,136	50,386	94,885	111,150
Total Levy for Reporting Unit	124,386	127,136			94,885	111,150

This page left blank intentionally



COUNTY BOARD OF SUPERVISORS

MISSION STATEMENT

The County Board of Supervisors is the Legislative Branch of the County Government and operates under the powers granted by the State Legislature. Those powers are listed in chapter 59 of the State Statutes and include authority to establish the annual county budget and set the property tax rate for county purposes. The County Board creates county policy, approves expenditures and generally serves as the governing body of the County.

The Kenosha County Board of Supervisors Consists of 23 members and is a nonpartisan elected office. The County Board acts by resolutions or ordinances submitted by standing committees and occasionally by an individual supervisor. Those resolutions and ordinances are adopted by the standing committees at a regular or special committee meeting and then forwarded to the full County Board for consideration.

Matters brought directly to the Board are referred to the appropriate standing committee for review prior to Board action. The Board may form special committees from time to time for the purpose of reviewing specific matters.

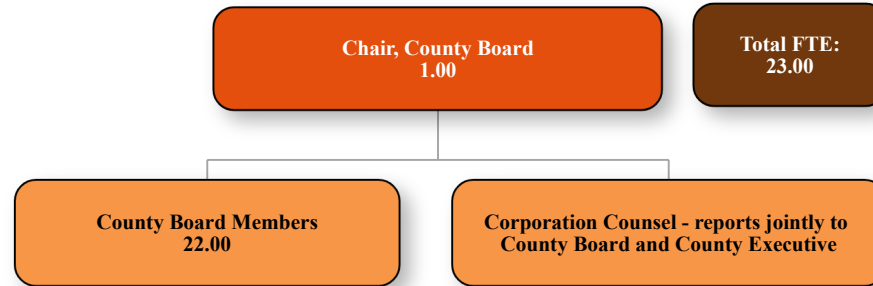
The County Board meets on the first and third Tuesday of each month at 7:30PM in the County Board Chambers located on the 3rd floor of the Kenosha County Administration Building.

COUNTY BOARD

POSITION TITLE	GRADE	2020	2021	2022	2023	2024
SUPERVISORS	ELECTED	23.00	23.00	23.00	23.00	23.00
DIVISION TOTAL		23.00	23.00	23.00	23.00	23.00



County of Kenosha County Board



DEPT/DIV: LEGISLATIVE - COUNTY BOARD

	(1) 2022 Actual	(2) 2023 Adopted Budget	(3) 2023 Budget Adopted & Modified 6/30	(4) 2023 Actual as of 6/30	(5) 2023 Projected at 12/31	(6) Executive Proposed Budget	(7) Finance and Admin Comm Adj.	(8) 2024 Adopted Operating and Capital Budget
Personnel	174,231	178,508	178,508	86,760	178,508	197,984	(19,333)	178,651
Supplies	47,874	56,012	66,015	38,776	61,060	63,060	0	63,060
Fixed Charges	10,294	8,646	8,646	8,646	8,646	9,801	0	9,801
Grants/Contributions	4,537	3,800	3,800	994	3,800	3,800	0	3,800
Total Expenses for Reporting Unit	236,936	246,966	256,969	135,176	252,014	274,645	(19,333)	255,312
Total Revenue for Reporting Unit	0	0	(10,003)	0	0	0	0	0
Total Levy for Reporting Unit	236,936	246,966	246,966	135,176	252,014	274,645	(19,333)	255,312

DEPT/DIV: LEGISLATIVE - COUNTY BOARD

REPORTING UNIT: COUNTY BOARD

FUND: 100 DIVISION - SUBDIVISION #: 075-0750

		(1)	(2)	(3)	(4)	(5)	(6)	(7)	(8)
		2022	2023	2023 Budget	2023	2023	Executive	Finance and	2024 Adopted
		Actual	Adopted	Adopted &	Actual	Projected	Proposed	Admin Comm	Operating and
Account Description:	Account		Budget	Modified 6/30	as of 6/30	at 12/31	Budget	Adj.	Capital Budget
SALARIES	511100	158,131	156,624	156,624	78,313	156,624	174,145	(17,521)	156,624
OTHER PER DIEM	514900	0	5,000	5,000	300	5,000	5,000	0	5,000
FICA	515100	11,549	12,359	12,359	5,724	12,359	13,703	(1,344)	12,359
RETIREMENT	515200	4,101	3,996	3,996	1,997	3,996	4,698	(468)	4,230
LIFE INSURANCE	515500	221	211	211	108	211	215	0	215
WORKERS COMPENSATION	515600	229	318	318	318	318	223	0	223
Appropriations Unit: Personnel		174,231	178,508	178,508	86,760	178,508	197,984	(19,333)	178,651
OFFICE SUPPLIES	531200	620	1,500	1,500	237	1,500	1,500	0	1,500
PRINTING/DUPLICATION	531300	347	400	400	347	400	400	0	400
PUBLICATION/NOTICES	532100	362	1,800	1,800	288	1,800	1,800	0	1,800
MEMBERSHIP DUES	532400	25,312	25,312	25,312	25,360	25,360	25,360	0	25,360
OTHER PUBLICATIONS	532900	2,650	3,000	3,000	965	3,000	3,000	0	3,000
MILEAGE & TRAVEL	533900	10,087	10,000	10,000	2,378	11,000	11,000	0	11,000
STAFF DEVELOPMENT	543340	8,496	14,000	24,003	9,200	18,000	20,000	0	20,000
Appropriations Unit: Supplies		47,874	56,012	66,015	38,776	61,060	63,060	0	63,060
PUBLIC LIABILITY INSURANCE	551300	10,294	8,646	8,646	8,646	8,646	9,801	0	9,801
Appropriations Unit: Fixed Charges		10,294	8,646	8,646	8,646	8,646	9,801	0	9,801
CHAIRMAN'S PROMOTIONAL ACCOU	573490	4,537	3,800	3,800	994	3,800	3,800	0	3,800
Appropriations Unit: Grants/Contributions		4,537	3,800	3,800	994	3,800	3,800	0	3,800
Total Expense for Reporting Unit		236,936	246,966	256,969	135,176	252,014	274,645	(19,333)	255,312

REPORTING UNIT: REVENUE: COUNTY BOARD

FUND: 100 DIVISION - SUBDIVISION #: 075-0750

		(1)	(2)	(3)	(4)	(5)	(6)	(7)	(8)
		2022	2023	2023 Budget	2023	2023	Executive	Finance and	2024 Adopted
		Actual	Adopted	Adopted &	Actual	Projected	Proposed	Admin Comm	Operating and
Account Description:	Account		Budget	Modified 6/30	as of 6/30	at 12/31	Budget	Adj.	Capital Budget
CARRYOVER	449980	0	0	10,003	0	0	0	0	0

Appropriations Unit:	Revenue	0	0	10,003	0	0	0	0	0
Total Funding for Reporting Unit		0	0	10,003	0	0	0	0	0

Total Expenses for Reporting Unit	236,936	246,966	256,969	135,176	252,014	274,645	(19,333)	255,312
Total Revenue for Reporting Unit	0	0	(10,003)	0	0	0	0	0
Total Levy for Reporting Unit	246,966				252,014	274,645	(19,333)	255,312

COUNTY EXECUTIVE ACTIVITIES

The County Executive is the Chief Executive Officer of the county and operates under powers granted by state legislature and the state constitution. Those powers are listed in Chapter 59 of the state statutes and include the authority to “coordinate and direct by executive order” the administrative and management functions of the county government not expressly assigned to another elected officer of the county.

The County elects the Kenosha County Executive at large in the spring general election. The executive serves a four-year term.

The County Executive appoints and supervises county department heads that serve at the discretion of the Executive. The Executive also appoints the members to all the boards and commissions other than those who are elected. Those department heads and members of boards and commissions so appointed are subject to confirmation by the County Board.

The Executive prepares the annual county budget for submission to the County Board for its review and action. This budget presentation occurs in late September or early October of each year.

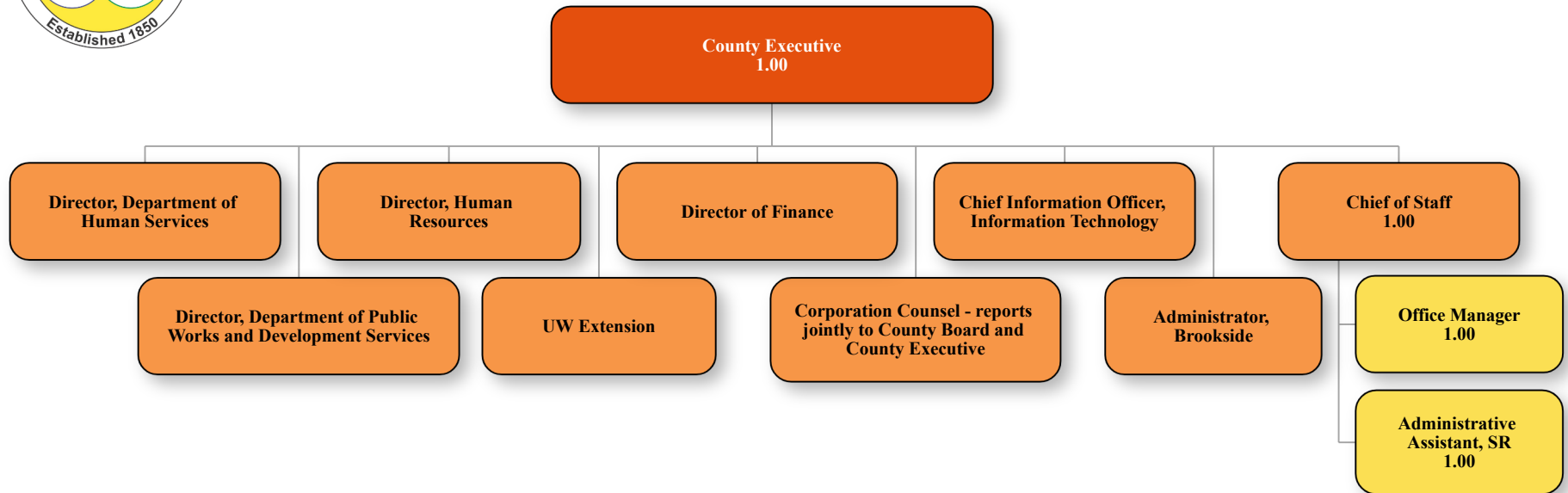
The Executive is required to provide an annual report to the Board outlining the state of the county. In addition, the Executive routinely submits other communications to the Board. The County Executive must either approve or veto any action taken by the County Board by ordinance or resolution. Those ordinances or resolutions are presented to the Executive who may either sign, veto or allow passage by not signing the ordinance or resolution. Any item that is vetoed must be returned to the County Board with a veto message. The County Board may override the veto with a 2/3 vote.

COUNTY EXECUTIVE

POSITION TITLE	GRADE	2020	2021	2022	2023	2024
COUNTY EXECUTIVE	ELECTED	1.00	1.00	1.00	1.00	1.00
CHIEF OF STAFF	E12	1.00	1.00	1.00	1.00	1.00
OFFICE MANAGER	E08	1.00	1.00	1.00	1.00	1.00
ADMINISTRATIVE ASSISTANT, SR	NE07	1.00	1.00	1.00	1.00	1.00
DIVISION TOTAL		4.00	4.00	4.00	4.00	4.00



County of Kenosha County Executive



DEPT/DIV: EXECUTIVE - OFFICE OF THE COUNTY EXECUTIVE

	(1) 2022 Actual	(2) 2023 Adopted Budget	(3) 2023 Budget Adopted & Modified 6/30	(4) 2023 Actual as of 6/30	(5) 2023 Projected at 12/31	(6) 2024 Adopted Operating and Capital Budget
Personnel	459,177	471,602	471,602	219,511	471,602	482,496
Contractual	140,664	145,000	132,500	24,419	132,604	132,500
Supplies	14,165	15,150	15,150	5,655	15,150	15,750
Fixed Charges	11,250	9,449	9,449	9,449	9,499	10,711
Grants/Contributions	23,283	18,500	31,817	28,221	31,000	31,000
Total Expenses for Reporting Unit	648,539	659,701	660,518	287,255	659,855	672,457
Total Revenue for Reporting Unit	0	(150,000)	(150,817)	0	(150,000)	(150,000)
Total Levy for Reporting Unit	648,539	509,701			509,855	522,457

DEPT/DIV: EXECUTIVE - OFFICE OF THE COUNTY EXECUTIVE

REPORTING UNIT: OFFICE OF THE COUNTY EXECUTIVE

FUND: 100 DIVISION - SUBDIVISION #: 010-0100

		(1)	(2)	(3)	(4)	(5)	(6)
		2022	2023	2023 Budget	2023	2023	2024 Adopted
Account Description:	Account	Actual	Adopted Budget	Adopted & Modified 6/30	Actual as of 6/30	Projected at 12/31	Operating and Capital Budget
SALARIES	511100	344,653	346,066	346,066	159,531	346,066	355,060
SALARIES-OVERTIME	511200	128	0	0	0	0	0
FICA	515100	25,484	26,474	26,474	11,767	26,474	27,162
RETIREMENT	515200	22,215	23,532	23,532	10,848	23,532	24,862
MEDICAL INSURANCE	515400	65,181	72,800	72,800	36,400	72,800	72,800
LIFE INSURANCE	515500	1,126	2,177	2,177	412	2,177	2,177
WORKERS COMPENSATION	515600	390	553	553	553	553	435
Appropriations Unit: Personnel		459,177	471,602	471,602	219,511	471,602	482,496
DATA PROCESSING COSTS	521400	0	0	0	104	104	0
OTHER PROFESSIONAL SERVICES	521900	140,664	145,000	132,500	24,314	132,500	132,500
Appropriations Unit: Contractual		140,664	145,000	132,500	24,419	132,604	132,500
OFFICE SUPPLIES	531200	1,351	1,500	1,500	528	1,500	1,500
PRINTING/DUPPLICATION	531300	849	1,000	1,000	0	1,000	1,250
BOOKS & MANUALS	532300	900	900	900	354	900	1,000
MILEAGE & TRAVEL	533900	429	1,750	1,750	456	1,750	2,000
GAS/OIL/ETC.	535100	741	0	0	0	0	0
STAFF DEVELOPMENT	543340	9,894	10,000	10,000	4,316	10,000	10,000
Appropriations Unit: Supplies		14,165	15,150	15,150	5,655	15,150	15,750
PUBLIC LIABILITY INSURANCE	551300	11,250	9,449	9,449	9,449	9,499	10,711
Appropriations Unit: Fixed Charges		11,250	9,449	9,449	9,449	9,499	10,711
COMMUNITY OUTREACH/PROMOTION	574320	23,283	18,500	31,817	28,221	31,000	31,000
Appropriations Unit: Grants/Contrib		23,283	18,500	31,817	28,221	31,000	31,000
Total Expense for Reporting Unit		648,539	659,701	660,518	287,255	659,855	672,457

REPORTING UNIT:	REVENUE: OFFICE OF THE COUNTY EXECUTIVE
FUND: 100	DIVISION - SUBDIVISION #: 010-0100

Account Description:	Account	(1) 2022 Actual	(2) 2023 Adopted Budget	(3) 2023 Budget Adopted & Modified 6/30	(4) 2023 Actual as of 6/30	(5) 2023 Projected at 12/31	(6) 2024 Adopted Operating and Capital Budget
CARRYOVER	449980	0	0	817	0	0	0
RESERVES	449990	0	150,000	150,000	0	150,000	150,000
Appropriations Unit: Revenue		0	150,000	150,817	0	150,000	150,000
Total Funding for Reporting Unit		0	150,000	150,817	0	150,000	150,000

Total Expenses for Reporting Unit	648,539	659,701	660,518	287,255	659,855	672,457
Total Revenue for Reporting Unit	0	(150,000)	(150,817)	0	(150,000)	(150,000)
Total Levy for Reporting Unit	648,539	509,701			509,855	522,457

OFFICE OF CORPORATION COUNSEL

ACTIVITIES

This office provides legal advice and support to elected officials, appointed officers, department heads, division heads and employees of Kenosha County and serves as the general counsel for all items and activities requiring legal services and support, including, when appropriate, assisting in the development and review of proposed policies. It provides a parliamentarian for County Board meetings. It provides legal representation in liability claims made against the county, coordinates and works with insurers and outside counsel as necessary and appropriate and prosecutes claims and ordinance violations brought on behalf of Kenosha County. It provides counsel in labor relations activities while assisting in the development of constructive labor/management relationships. The office handles all Chapter 51 commitments and all Chapter 54 and 55 guardianships and long-term protective placements.

GOALS AND OBJECTIVES

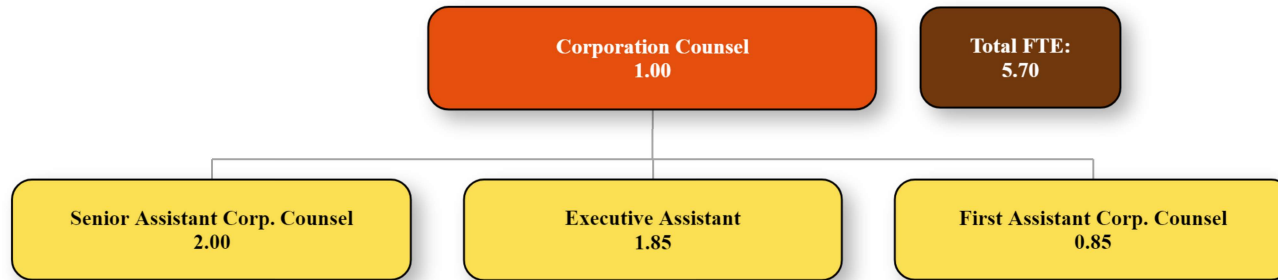
- To guide Kenosha County's executive and legislative branches of government toward lawful enactments; to defend the public treasury and public offices when threatened with litigation.
- Research and draft county ordinances and resolutions.
- Issue formal and informal legal opinions.
- Update and maintain the Municipal Code of Kenosha County and the Kenosha County Policy and Rules Manual.
- Participate in the training of newly elected members of the Board of Supervisors.
- Continue training of attorney staff, with each attending a minimum of two professional seminars during the year.
- Handle major contract and real estate transactions.
- Continue representation in all mental health/protective placement cases, assisting the Department of Human Services in finding ways to deliver the best services most efficiently.
- Work with the Human Resources Department, providing assistance with labor contract proposals, negotiations, arbitrations, mediations and grievances and general counsel on employment matters.

CORPORATION COUNSEL

POSITION TITLE	GRADE	2020	2021	2022	2023	2024
CORPORATION COUNSEL	E16	1.00	1.00	1.00	1.00	1.00
FIRST ASSISTANT CORP. COUNSEL	E14	0.85	0.85	0.85	0.85	0.85
SENIOR ASSISTANT CORP. COUNSEL	E12	2.00	2.00	2.00	2.00	2.00
EXECUTIVE ASSISTANT	NE08	1.85	1.85	1.85	1.85	1.85
DIVISION TOTAL		5.70	5.70	5.70	5.70	5.70



County of Kenosha Corporation Counsel



DEPT/DIV: EXECUTIVE - OFFICE OF THE CORPORATION COUNSEL

	(1) 2022 Actual	(2) 2023 Adopted Budget	(3) 2023 Budget Adopted & Modified 6/30	(4) 2023 Actual as of 6/30	(5) 2023 Projected at 12/31	(6) 2024 Adopted Operating and Capital Budget
Personnel	715,685	753,282	753,282	353,245	753,282	795,180
Contractual	70,852	82,648	42,648	34,494	42,648	62,648
Supplies	36,705	44,450	44,450	17,493	44,450	46,950
Fixed Charges	6,399	5,374	5,374	5,374	5,374	6,092
Total Expenses for Reporting Unit	829,641	885,754	845,754	410,606	845,754	910,870
Total Revenue for Reporting Unit	0	(40,000)	0	0	(40,000)	(20,000)
Total Levy for Reporting Unit	829,641	845,754			805,754	890,870

DEPT/DIV: EXECUTIVE - OFFICE OF THE CORPORATION COUNSEL

REPORTING UNIT: OFFICE OF THE CORPORATION COUNSEL

FUND: 100 DIVISION - SUBDIVISION #: 020-0200

		(1)	(2)	(3)	(4)	(5)	(6)
		2022	2023	2023 Budget	2023	2023	2024 Adopted
Account Description:	Account	Actual	Adopted Budget	Adopted & Modified 6/30	Actual as of 6/30	Projected at 12/31	Operating and Capital Budget
SALARIES	511100	506,734	540,223	540,223	248,729	540,223	576,233
SALARIES-OVERTIME	511200	1,070	1,250	1,250	264	1,250	1,250
FICA	515100	37,911	41,424	41,424	18,580	41,424	44,177
RETIREMENT	515200	32,910	36,820	36,820	16,931	36,820	39,847
MEDICAL INSURANCE	515400	135,099	131,454	131,454	67,079	131,454	131,454
LIFE INSURANCE	515500	1,229	1,135	1,135	686	1,135	1,492
WORKERS COMPENSATION	515600	731	976	976	976	976	727
Appropriations Unit: Personnel		715,685	753,282	753,282	353,245	753,282	795,180
LEGAL FEES	521200	69,459	80,000	40,000	33,786	40,000	60,000
TRIAL COSTS	521230	1,233	2,500	2,500	653	2,500	2,500
OFFICE MACHINES	524200	160	148	148	55	148	148
Appropriations Unit: Contractual		70,852	82,648	42,648	34,494	42,648	62,648
OFFICE SUPPLIES	531200	2,365	2,500	2,500	414	2,500	2,500
PRINTING/DUPLICATION	531300	0	200	200	0	200	200
SUBSCRIPTIONS	532200	7,039	9,000	9,000	5,418	9,000	9,000
BOOKS & MANUALS	532300	18,558	22,000	22,000	6,815	22,000	24,500
MILEAGE & TRAVEL	533900	36	750	750	107	750	750
STAFF DEVELOPMENT	543340	8,707	10,000	10,000	4,740	10,000	10,000
Appropriations Unit: Supplies		36,705	44,450	44,450	17,493	44,450	46,950
PUBLIC LIABILITY INSURANCE	551300	6,399	5,374	5,374	5,374	5,374	6,092
Appropriations Unit: Fixed Charges		6,399	5,374	5,374	5,374	5,374	6,092
Total Expense for Reporting Unit		829,641	885,754	845,754	410,606	845,754	910,870

REPORTING UNIT: REVENUE: OFFICE OF THE CORPORATION COUNSEL

FUND: 100 DIVISION - SUBDIVISION #: 020-0200

		(1)	(2)	(3)	(4)	(5)	(6)
		2022	2023	2023 Budget	2023	2023	2024 Adopted
Account Description:	Account	Actual	Adopted Budget	Adopted & Modified 6/30	Actual as of 6/30	Projected at 12/31	Operating and Capital Budget

ARPA FEDERAL GRANT	443293	0	40,000	0	0	40,000	20,000
Appropriations Unit: Revenue		0	40,000	0	0	40,000	20,000
Total Funding for Reporting Unit		0	40,000	0	0	40,000	20,000

Total Expenses for Reporting Unit	829,641	885,754	845,754	410,606	845,754	910,870
Total Revenue for Reporting Unit	0	(40,000)	0	0	(40,000)	(20,000)
Total Levy for Reporting Unit	829,641	845,754			805,754	890,870

DIVISION OF HUMAN RESOURCES

MISSION STATEMENT

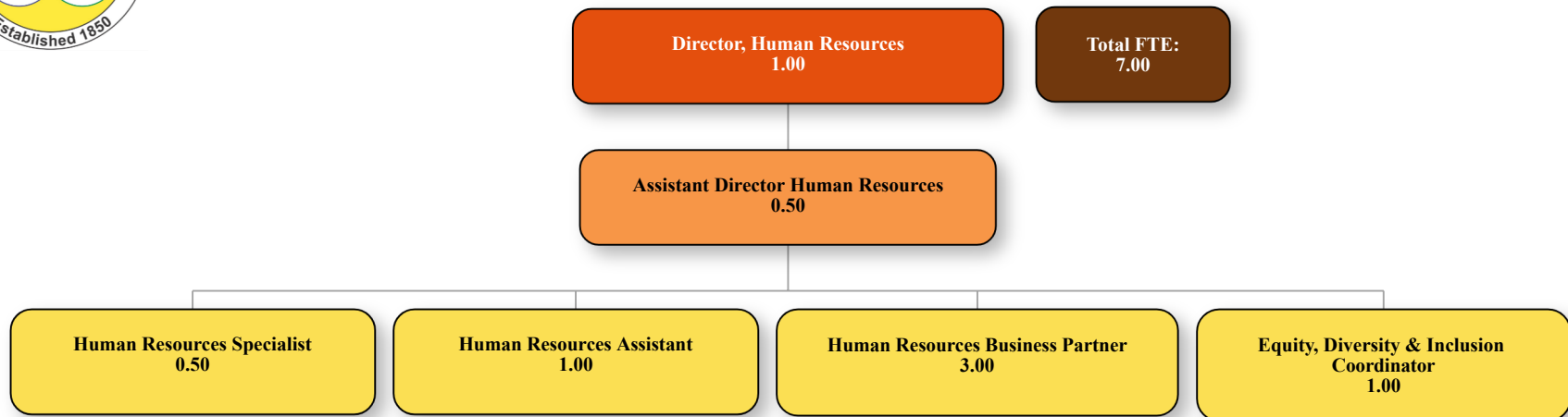
It is the mission of the Division of Human Resources to serve as a strategic partner to County leadership in developing and implementing policies and programs that add value to Kenosha County and its employees and to promote a safe and productive work environment characterized by open communication, professional accountability, and inclusivity with a focus on attracting and retaining a talented, diverse workforce to serve Kenosha County.

HUMAN RESOURCES

POSITION TITLE	GRADE	2020	2021	2022	2023	2024
DIRECTOR, HUMAN RESOURCES	E15	1.00	1.00	1.00	1.00	1.00
ASST DIRECTOR HUMAN RESOURCES	E11	1.00	0.50	0.50	0.50	0.50
EQUITY, DIVERSITY & INCLUSION COORD	E09	0.00	0.00	1.00	1.00	1.00
HUMAN RESOURCES BUSINESS PARTNER	E09	2.50	3.00	3.00	3.00	3.00
HUMAN RESOURCES SPECIALIST	E05	0.50	0.50	0.50	0.50	0.50
HUMAN RESOURCES ASSISTANT	NE08	1.00	1.00	1.00	1.00	1.00
DIVISION TOTAL		6.00	6.00	7.00	7.00	7.00



County of Kenosha Division of Human Resources



DEPT/DIV: EXECUTIVE - HUMAN RESOURCES

	(1) 2022 Actual	(2) 2023 Adopted Budget	(3) 2023 Budget Adopted & Modified 6/30	(4) 2023 Actual as of 6/30	(5) 2023 Projected at 12/31	(6) 2024 Adopted Operating and Capital Budget
Personnel	187,633	264,267	290,267	74,494	252,132	258,132
Contractual	158,315	89,500	89,500	18,476	89,500	65,800
Supplies	9,350	13,700	13,700	2,881	10,700	12,200
Fixed Charges	7,094	5,958	5,958	5,958	5,958	6,754
Total Expenses for Reporting Unit	362,392	373,425	399,425	101,809	358,290	342,886
Total Revenue for Reporting Unit	0	0	(26,000)	0	0	(15,000)
Total Levy for Reporting Unit	362,392	373,425			358,290	327,886

DEPT/DIV: EXECUTIVE - HUMAN RESOURCES

REPORTING UNIT: HUMAN RESOURCES

FUND: 100 DIVISION - SUBDIVISION #: 030-0300

		(1)	(2)	(3)	(4)	(5)	(6)
		2022	2023	2023 Budget	2023	2023	2024 Adopted
Account Description:	Account	Actual	Adopted Budget	Adopted & Modified 6/30	Actual as of 6/30	Projected at 12/31	Operating and Capital Budget
SALARIES	511100	587,132	610,325	610,325	263,755	610,325	619,275
SALARIES-OVERTIME	511200	0	350	350	0	150	350
FICA	515100	43,100	46,718	46,718	19,315	46,718	47,401
RETIREMENT	515200	38,243	41,527	41,527	17,581	41,527	42,753
MEDICAL INSURANCE	515400	142,342	154,140	154,140	73,506	154,140	149,870
LIFE INSURANCE	515500	1,766	1,722	1,722	782	1,722	1,565
WORKERS COMPENSATION	515600	961	995	995	995	995	767
INTERDEPT PERSONNEL CHARGES	519990	(813,544)	(855,777)	(855,777)	(375,935)	(855,577)	(861,981)
Appropriations Unit: Personnel		0	0	0	0	0	0
OFFICE SUPPLIES	531200	1,848	1,500	1,500	486	1,500	1,500
PRINTING/DUPLICATION	531300	128	200	200	119	200	200
MILEAGE & TRAVEL	533900	606	1,000	1,000	146	1,000	1,000
STAFF DEVELOPMENT	543340	6,768	11,000	11,000	2,131	8,000	9,500
Appropriations Unit: Supplies		9,350	13,700	13,700	2,881	10,700	12,200
PUBLIC LIABILITY INSURANCE	551300	7,094	5,958	5,958	5,958	5,958	6,754
Appropriations Unit: Fixed Charges		7,094	5,958	5,958	5,958	5,958	6,754
Total Expense for Reporting Unit		16,444	19,658	19,658	8,839	16,658	18,954

REPORTING UNIT: HUMAN RESOURCES - COUNTY-WIDE

FUND: 100 DIVISION - SUBDIVISION #: 030-0310

		(1)	(2)	(3)	(4)	(5)	(6)
		2022	2023	2023 Budget	2023	2023	2024 Adopted
Account Description:	Account	Actual	Adopted Budget	Adopted & Modified 6/30	Actual as of 6/30	Projected at 12/31	Operating and Capital Budget
SALARIES-OVERTIME	511200	0	3,000	3,000	0	3,000	3,000
SALARIES-TEMPORARY	511500	16,681	51,000	57,000	5,515	22,000	40,000
FICA	515100	1,276	4,132	4,132	422	4,132	4,132
RETIREMENT	515200	0	2,999	2,999	0	0	0
LIFE INSURANCE	515500	0	136	136	0	0	0

UNEMPLOYMENT COMPENSATION	515800	0	40,000	40,000	0	40,000	20,000
EMPLOYEE TESTING/EXAMINATIONS	519250	140,962	110,000	130,000	52,525	130,000	140,000
EMPLOYEE RECRUITMENT	519300	11,432	15,000	15,000	4,244	15,000	13,000
TUITION REIMBURSEMENT	519400	17,283	38,000	38,000	11,789	38,000	38,000
Appropriations Unit: Personnel		187,633	264,267	290,267	74,494	252,132	258,132
OTHER PROFESSIONAL SERVICES	521900	158,047	89,000	89,000	18,393	89,000	65,300
COMMUNITY RELATIONS	525700	268	500	500	83	500	500
Appropriations Unit: Contractual		158,315	89,500	89,500	18,476	89,500	65,800
Total Expense for Reporting Unit		345,948	353,767	379,767	92,970	341,632	323,932

REPORTING UNIT:	REVENUE: HUMAN RESOURCES - COUNTY-WIDE
FUND: 100	DIVISION - SUBDIVISION #: 030-0310

Account Description:	Account	(1)	(2)	(3)	(4)	(5)	(6)
		2022 Actual	2023 Adopted Budget	2023 Budget Adopted & Modified 6/30	2023 Actual as of 6/30	2023 Projected at 12/31	2024 Adopted Operating and Capital Budget
ARPA FEDERAL GRANT	443293	0	0	0	0	0	15,000
CARRYOVER	449980	0	0	26,000	0	0	0
Appropriations Unit: Revenue		0	0	26,000	0	0	15,000
Total Funding for Reporting Unit		0	0	26,000	0	0	15,000

Total Expenses for Reporting Unit	362,392	373,425	399,425	101,809	358,290	342,886
Total Revenue for Reporting Unit	0	0	(26,000)	0	0	(15,000)
Total Levy for Reporting Unit	362,392	373,425			358,290	327,886

CIVIL SERVICE COMMISSION

MISSION STATEMENT

The mission of the Civil Service Commission is to provide an equitable system of recruitment, selection, promotion, and retention for Kenosha County Sheriff's Division Deputies, in accordance with Section 4.01 of the Municipal Code of Kenosha County.

DEPT/DIV: EXECUTIVE - CIVIL SERVICE COMMISSION

	(1) 2022 Actual	(2) 2023 Adopted Budget	(3) 2023 Budget Adopted & Modified 6/30	(4) 2023 Actual as of 6/30	(5) 2023 Projected at 12/31	(6) 2024 Adopted Operating and Capital Budget
Personnel	1,079	2,691	2,691	646	2,691	2,153
Contractual	31,509	33,500	33,500	4,432	35,785	38,000
Total Expenses for Reporting Unit	32,587	36,191	36,191	5,078	38,476	40,153
Total Levy for Reporting Unit	32,587	36,191			38,476	40,153

DEPT/DIV: EXECUTIVE - CIVIL SERVICE COMMISSION

REPORTING UNIT: CIVIL SERVICE COMMISSION

FUND: 100 DIVISION - SUBDIVISION #: 070-0700

		(1)	(2)	(3)	(4)	(5)	(6)
		2022	2023	2023 Budget	2023	2023	2024 Adopted
Account Description:	Account	Actual	Adopted Budget	Adopted & Modified 6/30	Actual as of 6/30	Projected at 12/31	Operating and Capital Budget
PER DIEM	514100	1,000	2,500	2,500	600	2,500	2,000
FICA	515100	79	191	191	46	191	153
Appropriations Unit: Personnel		1,079	2,691	2,691	646	2,691	2,153
FITNESS FOR DUTY EXAMS	521150	13,870	12,500	12,500	4,157	14,785	15,000
EMPLOYMENT TESTING	521160	17,639	21,000	21,000	275	21,000	23,000
Appropriations Unit: Contractual		31,509	33,500	33,500	4,432	35,785	38,000
Total Expense for Reporting Unit		32,587	36,191	36,191	5,078	38,476	40,153

Total Expenses for Reporting Unit

32,587 36,191 36,191 5,078 38,476 40,153

Total Levy for Reporting Unit

32,587 36,191 38,476 40,153

This page left blank intentionally

KENOSHA COUNTY UW-MADISON, DIVISION OF EXTENSION

The mission of the Division of Extension, Kenosha County is to bring University resources and knowledge to build capacity of individuals, groups, and communities. We provide Kenosha County access to the research and resources of the University System.

The Extension office is a result of a partnership between the U.S. Department of Agriculture (federal government), University of Wisconsin-Madison (state government) and Kenosha County (county government). Extension builds partnerships and collaborations with other county departments/divisions, city departments, schools, university/colleges, local organizations and businesses. Extension expands efforts to meet the local priorities and educational needs of urban neighborhoods and western county communities.

Kenosha County UW-Extension programs include:

- Agriculture Education
- Horticulture Education (consumer and commercial)
- Health and Well-Being Education
- Nutrition Education (FoodWise Program)
- Youth Development (4-H; Youth In Governance; Youth As Resources; Afterschool Programming, Nia Program)
- Community Development

DEPT/DIV: EXECUTIVE - OFFICE OF THE UNIVERSITY OF WI EXTENSION

	(1) 2022 Actual	(2) 2023 Adopted Budget	(3) 2023 Budget Adopted & Modified 6/30	(4) 2023 Actual as of 6/30	(5) 2023 Projected at 12/31	(6) 2024 Adopted Operating and Capital Budget
Personnel	4,661	12,059	12,059	3,972	12,059	12,059
Contractual	161,685	170,350	215,250	135	176,000	222,736
Supplies	35,155	55,000	85,722	20,097	54,739	52,500
Fixed Charges	2,353	1,976	1,976	1,976	1,976	2,240
Total Expenses for Reporting Unit	203,855	239,385	315,007	26,180	244,774	289,535
Total Revenue for Reporting Unit	(8,863)	(47,800)	(123,422)	(54,999)	(92,700)	(47,800)
Total Levy for Reporting Unit	194,992	191,585			152,074	241,735

DEPT/DIV: EXECUTIVE - OFFICE OF THE UNIVERSITY OF WI EXTENSION

REPORTING UNIT: OFFICE OF THE UNIVERSITY OF WI EXTENSION - OFFICE ACCOUNT

FUND: 100 DIVISION - SUBDIVISION #: 060-0600

		(1)	(2)	(3)	(4)	(5)	(6)
		2022	2023	2023 Budget	2023	2023	2024 Adopted
Account Description:	Account	Actual	Adopted Budget	Adopted & Modified 6/30	Actual as of 6/30	Projected at 12/31	Operating and Capital Budget
SALARIES-TEMPORARY	511500	4,330	6,000	6,000	3,690	6,000	6,000
FICA	515100	331	459	459	282	459	459
Appropriations Unit: Personnel		4,661	6,459	6,459	3,972	6,459	6,459
DATA PROCESSING COSTS	521400	919	750	750	135	1,000	1,000
OTHER PROFESSIONAL SERVICES	521900	160,767	169,600	214,500	0	175,000	221,736
Appropriations Unit: Contractual		161,685	170,350	215,250	135	176,000	222,736
OFFICE SUPPLIES	531200	1,869	3,000	3,000	1,387	2,000	2,000
PRINTING/DUPPLICATION	531300	156	300	300	536	536	300
PUBLICATION/NOTICES	532100	0	0	0	480	480	0
SUBSCRIPTIONS	532200	482	500	500	152	500	500
MILEAGE & TRAVEL	533900	3,890	6,000	6,000	2,014	6,000	5,500
STAFF DEVELOPMENT	543340	1,595	3,000	3,000	675	3,000	2,000
Appropriations Unit: Supplies		7,992	12,800	12,800	5,245	12,516	10,300
PUBLIC LIABILITY INSURANCE	551300	2,353	1,976	1,976	1,976	1,976	2,240
Appropriations Unit: Fixed Charges		2,353	1,976	1,976	1,976	1,976	2,240
Total Expense for Reporting Unit		176,691	191,585	236,485	11,328	196,951	241,735

REPORTING UNIT: OFFICE OF THE UNIVERSITY OF WI EXTENSION - PROGRAM

FUND: 100 DIVISION - SUBDIVISION #: 060-0610

		(1)	(2)	(3)	(4)	(5)	(6)
		2022	2023	2023 Budget	2023	2023	2024 Adopted
Account Description:	Account	Actual	Adopted Budget	Adopted & Modified 6/30	Actual as of 6/30	Projected at 12/31	Operating and Capital Budget
OFFICE SUPPLIES	531200	0	0	0	23	23	0
BOOKS & MANUALS	532300	0	200	200	0	200	200
OTHER OPERATING SUPPLIES	534900	27,164	35,000	59,722	14,829	35,000	35,000
Appropriations Unit: Supplies		27,164	35,200	59,922	14,852	35,223	35,200
Total Expense for Reporting Unit		27,164	35,200	59,922	14,852	35,223	35,200

REPORTING UNIT:	OFFICE OF THE UNIVERSITY OF WI EXTENSION - AFTERSCHOOL PROJECT					
FUND: 100	DIVISION - SUBDIVISION #: 060-0620					

		(1)	(2)	(3)	(4)	(5)	(6)
		2022	2023	2023 Budget	2023	2023	2024 Adopted
Account Description:	Account	Actual	Adopted Budget	Adopted & Modified 6/30	Actual as of 6/30	Projected at 12/31	Operating and Capital Budget
SALARIES	511100	0	5,000	5,000	0	5,000	5,000
FICA	515100	0	400	400	0	400	400
RETIREMENT	515200	0	200	200	0	200	200
Appropriations Unit: Personnel		0	5,600	5,600	0	5,600	5,600
MILEAGE & TRAVEL	533900	0	500	500	0	500	500
OTHER OPERATING SUPPLIES	534900	0	6,500	12,500	0	6,500	6,500
Appropriations Unit: Supplies		0	7,000	13,000	0	7,000	7,000
Total Expense for Reporting Unit		0	12,600	18,600	0	12,600	12,600

REPORTING UNIT:	REVENUE: OFFICE OF THE UNIVERSITY OF WI EXTENSION - OFFICE ACCOUNT					
FUND: 100	DIVISION - SUBDIVISION #: 060-0600					

		(1)	(2)	(3)	(4)	(5)	(6)
		2022	2023	2023 Budget	2023	2023	2024 Adopted
Account Description:	Account	Actual	Adopted Budget	Adopted & Modified 6/30	Actual as of 6/30	Projected at 12/31	Operating and Capital Budget
OPERATING TRANSFER IN	449991	0	0	44,900	44,900	44,900	0
Appropriations Unit: Revenue		0	0	44,900	44,900	44,900	0
Total Funding for Reporting Unit		0	0	44,900	44,900	44,900	0

REPORTING UNIT:	REVENUE: OFFICE OF THE UNIVERSITY OF WI EXTENSION - PROGRAM					
FUND: 100	DIVISION - SUBDIVISION #: 060-0610					

		(1)	(2)	(3)	(4)	(5)	(6)
		2022	2023	2023 Budget	2023	2023	2024 Adopted
Account Description:	Account	Actual	Adopted Budget	Adopted & Modified 6/30	Actual as of 6/30	Projected at 12/31	Operating and Capital Budget
SALE OF COPIES	441270	0	200	200	0	200	200

SUNDRY DEPT REVENUE	448520	8,863	35,000	35,000	10,099	35,000	35,000
CARRYOVER	449980	0	0	24,722	0	0	0
Appropriations Unit: Revenue		8,863	35,200	59,922	10,099	35,200	35,200
Total Funding for Reporting Unit		8,863	35,200	59,922	10,099	35,200	35,200

REPORTING UNIT:	REVENUE: OFFICE OF THE UNIVERSITY OF WI EXTENSION - AFTERSCHOOL PROJECT						
FUND: 100	DIVISION - SUBDIVISION #: 060-0620						

Account Description:	Account	(1)	(2)	(3)	(4)	(5)	(6)
		2022 Actual	2023 Adopted Budget	2023 Budget Adopted & Modified 6/30	2023 Actual as of 6/30	2023 Projected at 12/31	2024 Adopted Operating and Capital Budget
AFTER-SCHOOL PROJECT	446650	0	12,600	12,600	0	12,600	12,600
CARRYOVER	449980	0	0	6,000	0	0	0
Appropriations Unit: Revenue		0	12,600	18,600	0	12,600	12,600
Total Funding for Reporting Unit		0	12,600	18,600	0	12,600	12,600

Total Expenses for Reporting Unit	203,855	239,385	315,007	26,180	244,774	289,535
Total Revenue for Reporting Unit	(8,863)	(47,800)	(123,422)	(54,999)	(92,700)	(47,800)
Total Levy for Reporting Unit	194,992	191,585			152,074	241,735

This page left blank intentionally

DIVISION OF INFORMATION TECHNOLOGY

MISSION STATEMENT

The mission of the County of Kenosha Information Technology Division is to provide high quality innovative, secure, efficient and cost-effective services. Work as a team with County leadership, and stakeholders to identify best practices for services while being respectful of taxpayer dollars. Attract and retain employees with appropriate technical skills, enthusiasm to learn, ability to teach, and the passion to provide high quality program, project and operations services to County departments and public sector.

GOALS

- Ensure County information assets are secured and privacy protected.
- Deliver timely and effective responses to customer requirements through teamwork and make County Services accessible.
- Establish a technology governance structure, to provide vision, leadership, and a framework for evaluating emerging technologies and implementing proven information technology solutions.
- Ensure effective technical and fiscal management of the Division's operations, resources, technology projects, and contracts.
- Improve the reliability and performance of the County's IT Infrastructure and implements common business applications and systems to improve efficiency and cost-effectiveness.
- Develop and maintain technically skilled staff that is competent in current and emerging information technology and a user community that understands and can employ modern technologies to maximize business benefits.

INFORMATION TECHNOLOGY

POSITION TITLE	GRADE	2020	2021	2022	2023	2024
----------------	-------	------	------	------	------	------

ADMINISTRATIVE

CHIEF INFORMATION OFFICER	E15	1.00	1.00	1.00	1.00	1.00
ASSISTANT DIRECTOR, IT	*E13	1.00	0.00	0.00	0.00	0.00
IT SERVICES MANAGER	E10	0.00	0.00	1.00	1.00	1.00
COMMUNICATIONS MANAGER	E09	1.00	1.00	1.00	1.00	1.00
ASSET ADMINISTRATOR	NE09	0.00	0.00	0.75	1.00	1.00

AREA TOTAL		3.00	2.00	3.75	4.00	4.00
-------------------	--	-------------	-------------	-------------	-------------	-------------

APPLICATIONS DESIGN

APPLICATION SERVICE MANAGER	E12	1.00	1.00	1.00	1.00	1.00
SOFTWARE ARCHITECT	E10	0.00	1.00	1.00	1.00	1.00
SR NETWORK/WEB APPLICATION	*E09	1.00	0.00	0.00	0.00	0.00
BUSINESS REQUIREMENTS ANALYST	E07	1.00	0.00	0.00	0.00	0.00
DATA ARCHITECT	E10	1.00	0.00	0.00	0.00	0.00
DATABASE ADMINISTRATOR	E09	0.00	1.00	1.00	1.00	1.00
SOFTWARE DEVELOPER	E08	0.00	2.00	2.00	2.00	2.00
SOFTWARE ENGINEER	*E07	3.00	0.00	0.00	0.00	0.00
SOFTWARE ANALYST	NE11	0.00	1.00	1.00	1.00	1.00

AREA TOTAL		7.00	6.00	6.00	6.00	6.00
-------------------	--	-------------	-------------	-------------	-------------	-------------

PROJECT MANAGEMENT

PROJECT MANAGER	E10	1.00	1.00	1.00	2.00	2.00
PROJECT COORDINATOR	E08	2.00	2.00	1.00	0.00	0.00

AREA TOTAL		3.00	3.00	2.00	2.00	2.00
-------------------	--	-------------	-------------	-------------	-------------	-------------

INFRASTRUCTURE & OPERATIONS

INFRASTRUCTURE MANAGER	E13	1.00	1.00	1.00	1.00	1.00
NETWORK ARCHITECT	E11	0.00	1.00	1.00	1.00	1.00
NETWORK ENGINEER	E09	0.00	1.00	0.00	0.00	1.00
NETWORK TECHNICIAN	NE10	1.00	0.00	1.00	1.00	0.00
SYSTEMS ARCHITECT	E10	0.00	1.00	1.00	0.00	0.00
SYSTEMS ENGINEER	E09	0.00	0.00	0.00	1.00	1.00
SENIOR NETWORK ENGINEER	*E09	1.00	0.00	0.00	0.00	0.00
SECURITY ENGINEER	E11	0.00	1.00	1.00	1.00	1.00
UNIFIED COMMUNICATION ENGINEER	E09	1.00	0.00	0.00	1.00	1.00
UNIFIED COMMUNICATION ANALYST	NE09	0.00	1.00	1.00	0.00	0.00

AREA TOTAL		4.00	6.00	6.00	6.00	6.00
-------------------	--	-------------	-------------	-------------	-------------	-------------

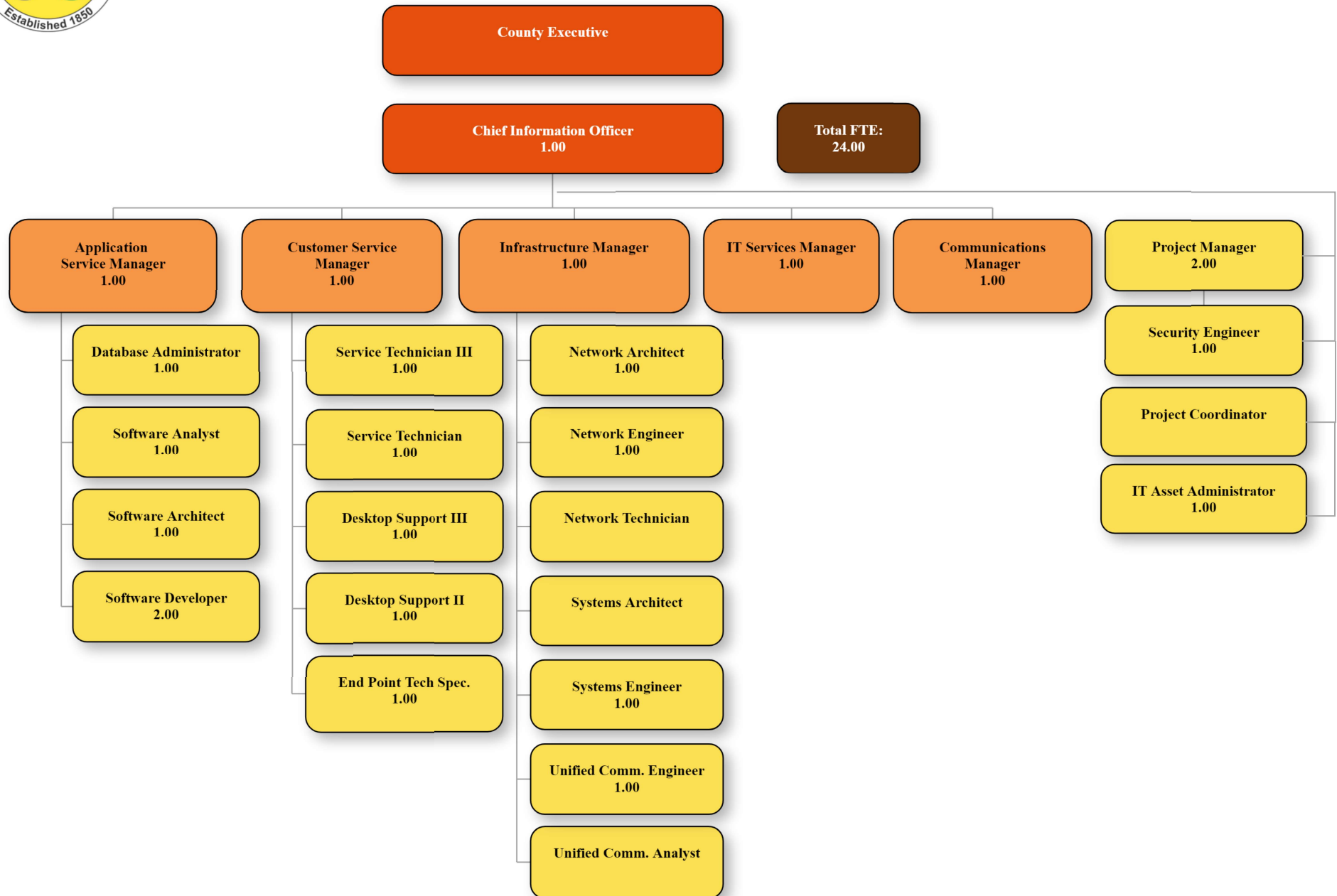
INFORMATION TECHNOLOGY - CONT.

POSITION TITLE	GRADE	2020	2021	2022	2023	2024
<u>SERVICE MANAGEMENT</u>						
CUSTOMER SERVICE MANAGER	E10	1.00	1.00	1.00	1.00	1.00
DESKTOP SUPPORT III	NE10	1.00	1.00	1.00	1.00	1.00
DESKTOP SUPPORT II	NE09	1.00	1.00	1.00	1.00	1.00
SERVICE DESK TECHNICIAN III	NE10	0.00	1.00	1.00	1.00	1.00
SERVICE DESK TECHNICIAN II	NE09	1.00	0.00	0.00	0.00	0.00
SERVICE DESK TECHNICIAN	NE08	0.00	1.00	1.00	1.00	1.00
ENDPOINT TECHNOLOGY SPECIALIST	E09	1.00	1.00	1.00	1.00	1.00
AREA TOTAL		5.00	6.00	6.00	6.00	6.00
DIVISION TOTAL		22.00	23.00	23.75	24.00	24.00

* Pay grade not determined by recent classification and compensation study.



County of Kenosha Information Technology



DEPT/DIV: EXECUTIVE - INFORMATION TECHNOLOGY

	(1) 2022 Actual	(2) 2023 Adopted Budget	(3) 2023 Budget Adopted & Modified 6/30	(4) 2023 Actual as of 6/30	(5) 2023 Projected at 12/31	(6) 2024 Adopted Operating and Capital Budget
Personnel	2,507,413	2,568,764	2,568,764	1,119,457	2,648,600	2,657,227
Contractual	2,034,100	2,122,350	2,199,625	1,980,799	2,826,478	3,102,558
Supplies	37,032	47,961	56,394	24,198	51,434	46,000
Fixed Charges	70,663	72,192	72,192	37,165	72,192	71,954
Outlay	1,971,475	1,900,000	5,277,334	1,418,212	3,002,000	1,400,000
Total Expenses for Reporting Unit	6,620,684	6,711,267	10,174,309	4,579,831	8,600,704	7,277,739
Total Revenue for Reporting Unit	(2,355,910)	(2,345,315)	(5,808,357)	(264,841)	(2,453,882)	(2,359,995)
Total Levy for Reporting Unit	4,264,773	4,365,952			6,146,822	4,917,744

DEPT/DIV: EXECUTIVE - INFORMATION TECHNOLOGY

REPORTING UNIT: INFORMATION TECHNOLOGY

FUND: 100 DIVISION - SUBDIVISION #: 040-0400

		(1)	(2)	(3)	(4)	(5)	(6)
		2022	2023	2023 Budget	2023	2023	2024 Adopted
Account Description:	Account	Actual	Adopted Budget	Adopted & Modified 6/30	Actual as of 6/30	Projected at 12/31	Operating and Capital Budget
SALARIES	511100	1,740,955	1,838,967	1,838,967	774,339	1,900,000	1,912,029
SALARIES-OVERTIME	511200	3,757	5,000	5,000	206	5,000	4,000
SALARIES-TEMPORARY	511500	0	0	0	4,100	4,100	0
INTERNS	514500	23,738	20,000	20,000	3,168	20,000	20,000
FICA	515100	145,216	142,595	142,595	66,482	143,000	148,104
RETIREMENT	515200	125,573	125,387	125,387	60,750	130,000	132,206
MEDICAL INSURANCE	515400	462,357	430,360	430,360	205,720	440,000	434,630
LIFE INSURANCE	515500	4,018	3,776	3,776	2,014	3,800	4,031
WORKERS COMPENSATION	515600	1,798	2,679	2,679	2,679	2,700	2,227
Appropriations Unit: Personnel		2,507,413	2,568,764	2,568,764	1,119,457	2,648,600	2,657,227
DATA PROCESSING COSTS	521400	1,575,928	1,683,350	1,727,250	1,723,261	2,336,398	2,614,558
HARDWARE REPAIR	521500	28,862	32,000	32,000	6,348	32,000	32,000
OTHER PROFESSIONAL SERVICES	521900	278,173	231,000	264,375	196,678	284,000	284,000
TELECOMMUNICATIONS	522500	39,699	37,000	37,000	17,105	37,000	37,000
MOTOR VEHICLE MAINTENANCE	524100	0	2,000	2,000	80	80	0
OFFICE MACHINES	524200	80,538	82,000	82,000	23,538	82,000	80,000
Appropriations Unit: Contractual		2,003,200	2,067,350	2,144,625	1,967,011	2,771,478	3,047,558
FURN/FIXTURE>\$100<\$5000	530010	333	0	4,667	398	398	0
OFFICE SUPPLIES	531200	2,140	3,461	3,461	309	3,500	3,000
SUBSCRIPTIONS	532200	1,058	1,000	1,000	0	1,000	1,000
BOOKS & MANUALS	532300	0	1,500	1,500	0	1,500	0
MILEAGE & TRAVEL	533900	2,268	2,000	2,000	814	2,000	2,000
OTHER OPERATING SUPPLIES	534900	0	0	0	36	36	0
STAFF DEVELOPMENT	543340	31,234	40,000	43,766	22,640	43,000	40,000
Appropriations Unit: Supplies		37,032	47,961	56,394	24,198	51,434	46,000
PUBLIC LIABILITY INSURANCE	551300	15,707	13,192	13,192	13,192	13,192	14,954
EQUIPMENT LEASE/RENTAL	553300	54,956	59,000	59,000	23,973	59,000	57,000
Appropriations Unit: Fixed Charges		70,663	72,192	72,192	37,165	72,192	71,954
Total Expense for Reporting Unit		4,618,308	4,756,267	4,841,975	3,147,831	5,543,704	5,822,739

REPORTING UNIT:	INFORMATION TECHNOLOGY - WEB PAGES FOR LAND RECORDS						
FUND: 411	DIVISION - SUBDIVISION #: 040-0460						

		(1)	(2)	(3)	(4)	(5)	(6)
		2022	2023	2023 Budget	2023	2023	2024 Adopted
Account Description:	Account	Actual	Adopted Budget	Adopted & Modified 6/30	Actual as of 6/30	Projected at 12/31	Operating and Capital Budget
DATA PROCESSING COSTS	521400	30,900	55,000	55,000	13,788	55,000	55,000
Appropriations Unit: Contractual		30,900	55,000	55,000	13,788	55,000	55,000
COMPUTER - MISCELLANEOUS	581700	41,262	0	118,773	1,378	2,000	0
Appropriations Unit: Outlay		41,262	0	118,773	1,378	2,000	0
Total Expense for Reporting Unit		72,162	55,000	173,773	15,166	57,000	55,000

REPORTING UNIT:	INFORMATION TECHNOLOGY - CAPITAL						
FUND: 411	DIVISION - SUBDIVISION #: 040-0480						

		(1)	(2)	(3)	(4)	(5)	(6)
		2022	2023	2023 Budget	2023	2023	2024 Adopted
Account Description:	Account	Actual	Adopted Budget	Adopted & Modified 6/30	Actual as of 6/30	Projected at 12/31	Operating and Capital Budget
COMPUTER - MISCELLANEOUS	581700	1,930,213	1,900,000	5,158,561	1,416,834	3,000,000	1,400,000
Appropriations Unit: Outlay		1,930,213	1,900,000	5,158,561	1,416,834	3,000,000	1,400,000
Total Expense for Reporting Unit		1,930,213	1,900,000	5,158,561	1,416,834	3,000,000	1,400,000

REPORTING UNIT:	REVENUE: INFORMATION TECHNOLOGY						
FUND: 100	DIVISION - SUBDIVISION #: 040-0400						

		(1)	(2)	(3)	(4)	(5)	(6)
		2022	2023	2023 Budget	2023	2023	2024 Adopted
Account Description:	Account	Actual	Adopted Budget	Adopted & Modified 6/30	Actual as of 6/30	Projected at 12/31	Operating and Capital Budget
DSS SPECIAL REVENUE	442990	106,308	109,000	109,000	26,577	109,000	109,000
HEALTH IS SUPPORT REVENUE	442991	9,675	13,000	13,000	7,424	13,000	13,000
IT CONTRACT-SOMERS	442994	28,800	28,800	28,800	14,400	28,800	28,800
INTERNET ACCESS FEE	442995	16,600	17,053	17,053	17,054	17,053	17,053
ARPA FEDERAL GRANT	443293	0	0	0	0	0	500,000

LAND INFO SYSTEMS FEE	445560	68,462	68,462	68,462	68,462	68,462	73,142
DATA PROCESSING FEES	445770	11,959	14,000	14,000	6,571	14,000	14,000
CARRYOVER	449980	0	0	85,708	0	0	0
RESERVES	449990	0	140,000	140,000	0	140,000	150,000
Appropriations Unit: Revenue		241,804	390,315	476,023	140,487	390,315	904,995
Total Funding for Reporting Unit		241,804	390,315	476,023	140,487	390,315	904,995

REPORTING UNIT:	REVENUE: INFORMATION TECHNOLOGY - WEB PAGES FOR LAND RECORDS					
FUND: 411	DIVISION - SUBDIVISION #: 040-0460					

		(1)	(2)	(3)	(4)	(5)	(6)
		2022	2023	2023 Budget	2023	2023	2024 Adopted
Account Description:	Account	Actual	Adopted Budget	Adopted & Modified 6/30	Actual as of 6/30	Projected at 12/31	Operating and Capital Budget
LAND INFO SYSTEMS FEE	445560	43,392	55,000	55,000	15,786	55,000	55,000
CARRYOVER	449980	0	0	118,773	0	0	0
Appropriations Unit: Revenue		43,392	55,000	173,773	15,786	55,000	55,000
Total Funding for Reporting Unit		43,392	55,000	173,773	15,786	55,000	55,000

REPORTING UNIT:	REVENUE: INFORMATION TECHNOLOGY - CAPITAL					
FUND: 411	DIVISION - SUBDIVISION #: 040-0480					

		(1)	(2)	(3)	(4)	(5)	(6)
		2022	2023	2023 Budget	2023	2023	2024 Adopted
Account Description:	Account	Actual	Adopted Budget	Adopted & Modified 6/30	Actual as of 6/30	Projected at 12/31	Operating and Capital Budget
BONDING	440000	2,000,000	1,900,000	1,900,000	0	1,900,000	1,400,000
ARPA FEDERAL GRANT	443293	0	0	1,922,733	0	0	0
CARRYOVER	449980	0	0	1,335,828	0	0	0
OPERATING TRANSFER IN	449991	70,714	0	0	108,567	108,567	0
Appropriations Unit: Revenue		2,070,714	1,900,000	5,158,561	108,567	2,008,567	1,400,000
Total Funding for Reporting Unit		2,070,714	1,900,000	5,158,561	108,567	2,008,567	1,400,000

Total Expenses for Reporting Unit	6,620,684	6,711,267	10,174,309	4,579,831	8,600,704	7,277,739
Total Revenue for Reporting Unit	(2,355,910)	(2,345,315)	(5,808,357)	(264,841)	(2,453,882)	(2,359,995)
Total Levy for Reporting Unit	4,264,773	4,365,952			6,146,822	4,917,744

This page left blank intentionally

DIVISION OF LAND INFORMATION

MISSION STATEMENT AND VISION

The Land Information mission is to provide accurate property, taxation and mapping data to effectively and efficiently meet statutory requirements. We seek to provide a high quality of service to Federal, State, Municipal and private sectors in order to serve the residents of Kenosha County. Furthermore, we strive to meet the needs of the public and private stakeholders by supplying data to assist in economic growth and residential development initiatives.

ACCOMPLISHMENTS

Land Information Office

Worked closely with the State of Wisconsin Department of Administration on compliance with requirements for the Wisconsin Land Information Program. This program provides a funding mechanism for projects related to land records modernization throughout the state and is funded through fees collected for real estate document recordings.

Geographic Information System (GIS)

Developed the Veterans Honor Portal which serves as an online tool to provide easy access to information of interest to veterans and others throughout Kenosha County. The buildout included the Veterans Tribute Trail, Veterans Honor Registry, Veterans Spotlight, and the Veterans History sections.

With the assistance of IT, replaced the legacy interactive mapping application with a new version that takes advantage of current software programming capabilities and provides a faster and more efficient interface for use by the public.

Real Property Listing

Worked with local Treasurers, Assessors and municipal staff to create accurate taxation related data and made it available for public consumption on the Kenosha County website. These datasets are used extensively by engineers, planners, real estate professionals and the general public.

FUTURE OBJECTIVES

Mapping Application Development

Develop additional focused mapping applications that serve needs of Kenosha County citizens. These applications will leverage pre-existing technologies offered by our software vendors and allow for expedited implementation of business need solutions.

Provide More Current Ortho/Oblique Imagery

In an effort to provide more current countywide imagery, we will work with SEWRPC and its member counties to provide aerial imagery on a 2-year cycle for use in county business systems.

Increase Data Accuracy

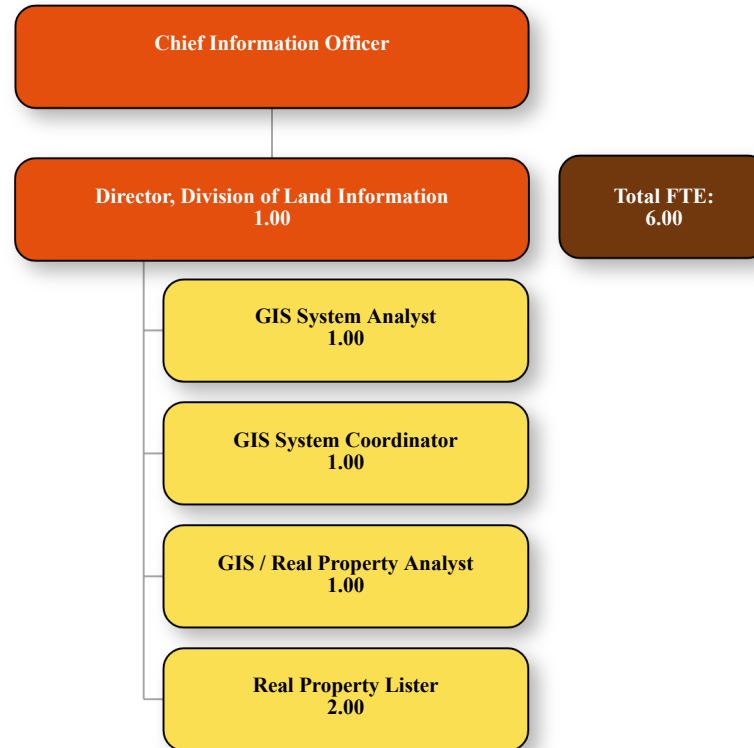
In an effort to continue our commitment to data accuracy, we will focus on various data enhancement projects that increase the utility of our datasets and make them more helpful to the public and private stakeholders that rely on them daily.

LAND INFORMATION

POSITION TITLE	GRADE	2020	2021	2022	2023	2024
DIRECTOR, LAND INFORMATION	E11	1.00	1.00	1.00	1.00	1.00
GIS SYSTEM COORDINATOR	E08	1.00	1.00	1.00	1.00	1.00
GIS SYSTEM ANALYST	NE10	1.00	1.00	1.00	1.00	1.00
GIS / REAL PROPERTY ANALYST	NE11	0.00	0.00	1.00	1.00	1.00
REAL PROPERTY LISTERS	NE09	2.00	2.00	2.00	2.00	2.00
DIVISION TOTAL		5.00	5.00	6.00	6.00	6.00



County of Kenosha Division of Land Information



DEPT/DIV: EXECUTIVE - LAND INFORMATION

	(1)	(2)	(3)	(4)	(5)	(6)
	2022	2023	2023 Budget	2023	2023	2024 Adopted
	Actual	Adopted	Adopted &	Actual	Projected	Operating and
		Budget	Modified 6/30	as of 6/30	at 12/31	Capital Budget
Personnel	546,010	565,485	565,485	253,371	565,649	584,760
Contractual	57,558	57,816	57,816	28,714	57,816	164,388
Supplies	13,505	13,500	19,207	6,615	19,207	13,500
Fixed Charges	4,356	3,658	3,658	3,658	3,658	4,147
Outlay	202,730	0	112,311	0	0	78,000
Total Expenses for Reporting Unit	824,159	640,459	758,477	292,358	646,330	844,795
Total Revenue for Reporting Unit	(204,287)	(136,000)	(254,018)	(112,269)	(197,500)	(281,200)
Total Levy for Reporting Unit	619,872	504,459			448,830	563,595

DEPT/DIV: EXECUTIVE - LAND INFORMATION

REPORTING UNIT: LAND INFORMATION

FUND: 100 DIVISION - SUBDIVISION #: 050-0500

		(1)	(2)	(3)	(4)	(5)	(6)
		2022	2023	2023 Budget	2023	2023	2024 Adopted
Account Description:	Account	Actual	Adopted Budget	Adopted & Modified 6/30	Actual as of 6/30	Projected at 12/31	Operating and Capital Budget
SALARIES	511100	387,171	406,827	406,827	184,342	406,827	436,121
SALARIES-OVERTIME	511200	596	0	0	164	164	0
SALARIES-TEMPORARY	511500	3,024	0	0	0	0	0
FICA	515100	28,604	31,122	31,122	13,611	31,122	33,363
RETIREMENT	515200	25,250	27,665	27,665	12,546	27,665	30,092
MEDICAL INSURANCE	515400	106,007	98,490	98,490	41,755	98,490	83,510
LIFE INSURANCE	515500	1,182	1,074	1,074	645	1,074	1,290
WORKERS COMPENSATION	515600	92	307	307	307	307	384
INTERDEPT PERSONNEL CHARGES	519990	(5,916)	0	0	0	0	0
Appropriations Unit: Personnel		546,010	565,485	565,485	253,371	565,649	584,760
OTHER PROFESSIONAL SERVICES	521900	57,191	57,191	57,191	28,596	57,191	163,763
TELECOMMUNICATIONS	522500	367	625	625	118	625	625
Appropriations Unit: Contractual		57,558	57,816	57,816	28,714	57,816	164,388
FURN/FIXTURE>\$100<\$5000	530010	2,911	0	0	0	0	0
OFFICE SUPPLIES	531200	2,104	2,000	2,000	1,056	2,000	2,000
PRINTING/DUPLICATION	531300	674	2,000	2,000	384	2,000	2,000
MILEAGE & TRAVEL	533900	373	1,000	1,000	0	1,000	1,000
STAFF DEVELOPMENT	543340	7,443	8,500	14,207	5,175	14,207	8,500
Appropriations Unit: Supplies		13,505	13,500	19,207	6,615	19,207	13,500
PUBLIC LIABILITY INSURANCE	551300	4,356	3,658	3,658	3,658	3,658	4,147
Appropriations Unit: Fixed Charges		4,356	3,658	3,658	3,658	3,658	4,147
Total Expense for Reporting Unit		621,429	640,459	646,166	292,358	646,330	766,795

REPORTING UNIT: LAND INFORMATION - CAPITAL

FUND: 411 DIVISION - SUBDIVISION #: 050-0550

		(1)	(2)	(3)	(4)	(5)	(6)
		2022	2023	2023 Budget	2023	2023	2024 Adopted
Account Description:	Account	Actual	Adopted Budget	Adopted & Modified 6/30	Actual as of 6/30	Projected at 12/31	Operating and Capital Budget

WLIP PROJECTS	581805	142,878	0	103,044	0	0	0
IMAGERY	581810	59,853	0	9,267	0	0	78,000
Appropriations Unit: Outlay		202,730	0	112,311	0	0	78,000
Total Expense for Reporting Unit		202,730	0	112,311	0	0	78,000

REPORTING UNIT:	REVENUE: LAND INFORMATION
FUND: 100	DIVISION - SUBDIVISION #: 050-0500

		(1)	(2)	(3)	(4)	(5)	(6)
		2022	2023	2023 Budget	2023	2023	2024 Adopted
Account Description:	Account	Actual	Adopted	Adopted &	Actual	Projected	Operating and
			Budget	Modified 6/30	as of 6/30	at 12/31	Capital Budget
STATE GRANT	445460	1,000	1,000	1,000	1,000	1,000	101,700
GIS REVENUE	445550	6,000	8,500	8,500	3,000	8,500	8,500
LAND INFO SYSTEMS FEE	445560	61,714	125,000	125,000	13,127	92,000	92,000
SALE OF MAPS/PLATS	445740	573	1,500	1,500	142	1,000	1,000
CARRYOVER	449980	0	0	5,707	0	0	0
Appropriations Unit: Revenue		69,287	136,000	141,707	17,269	102,500	203,200
Total Funding for Reporting Unit		69,287	136,000	141,707	17,269	102,500	203,200

REPORTING UNIT:	REVENUE: LAND INFORMATION - CAPITAL
FUND: 411	DIVISION - SUBDIVISION #: 050-0550

		(1)	(2)	(3)	(4)	(5)	(6)
		2022	2023	2023 Budget	2023	2023	2024 Adopted
Account Description:	Account	Actual	Adopted	Adopted &	Actual	Projected	Operating and
			Budget	Modified 6/30	as of 6/30	at 12/31	Capital Budget
BONDING	440000	55,000	0	0	0	0	78,000
STATE GRANT	445460	80,000	0	70,000	95,000	95,000	0
CARRYOVER	449980	0	0	42,311	0	0	0
Appropriations Unit: Revenue		135,000	0	112,311	95,000	95,000	78,000
Total Funding for Reporting Unit		135,000	0	112,311	95,000	95,000	78,000

Total Expenses for Reporting Unit	824,159	640,459	758,477	292,358	646,330	844,795
Total Revenue for Reporting Unit	(204,287)	(136,000)	(254,018)	(112,269)	(197,500)	(281,200)
Total Levy for Reporting Unit	619,872	504,459			448,830	563,595

NON-DEPARTMENTAL

This business unit is used to account for revenues and expenditures that are not directly associated with or controlled by a specific department-operating budget.

- Employee Bonding
- Salary/Benefits
- Sales Tax
- State Shared Revenue
- Indirect Cost Revenue
- Other Miscellaneous Revenues

DEPT/DIV: MISCELLANEOUS - NON-DEPARTMENTAL

	(1) 2022 Actual	(2) 2023 Adopted Budget	(3) 2023 Budget Adopted & Modified 6/30	(4) 2023 Actual as of 6/30	(5) 2023 Projected at 12/31	(6) Executive Proposed Budget	(7) Finance and Admin Comm Adj.	(8) 2024 Adopted Operating and Capital Budget
Personnel	332,754	180,677	(399,323)	114,632	305,414	(593,019)	0	(593,019)
Contractual	0	150,000	150,000	41,478	150,000	0	0	0
Fixed Charges	14,721	2,339	2,339	10,467	10,467	2,339	0	2,339
Grants/Contributions	17,247	0	0	22	22	145,000	0	145,000
Cost Allocation	2,281	0	0	0	0	0	0	0
Total Expenses for Reporting Unit	367,003	333,016	(246,984)	166,599	465,902	(445,680)	0	(445,680)
Total Revenue for Reporting Unit	(32,676,435)	(27,750,978)	(26,745,005)	(7,097,170)	(26,461,307)	(28,095,349)	(100,000)	(28,195,349)
Total Levy for Reporting Unit	(32,309,431)	(27,417,962)	(26,991,989)	(6,930,571)	(25,995,405)	(28,541,029)	(100,000)	(28,641,029)

DEPT/DIV: MISCELLANEOUS - NON-DEPARTMENTAL

REPORTING UNIT: NON-DEPARTMENTAL

FUND: 100 DIVISION - SUBDIVISION #: 100-1030

		(1)	(2)	(3)	(4)	(5)	(6)	(7)	(8)
		2022	2023	2023 Budget	2023	2023	Executive	Finance and	2024 Adopted
		Actual	Adopted	Adopted &	Actual	Projected	Proposed	Admin Comm	Operating and
Account Description:	Account		Budget	Modified 6/30	as of 6/30	at 12/31	Budget	Adj.	Capital Budget
SALARIES	511100	81	(700,000)	(700,000)	0	0	(700,000)	0	(700,000)
SALARIES-TEMPORARY	511500	24,820	0	0	2,047	4,094	0	0	0
FICA	515100	1,905	0	0	157	313	0	0	0
RETIREMENT	515200	1,460	0	0	139	278	0	0	0
MEDICAL INSURANCE	515400	0	0	0	0	0	(300,000)	0	(300,000)
LIFE INSURANCE	515500	114	0	0	25	51	0	0	0
WORKERS COMPENSATION	515600	0	(25,000)	(25,000)	(25,000)	(25,000)	0	0	0
SALARY/BENEFITS	515650	0	580,000	0	0	0	80,000	0	80,000
INTERDEPT PERSONNEL CHARGES	519990	304,374	325,677	325,677	137,264	325,677	326,981	0	326,981
Appropriations Unit: Personnel		332,754	180,677	(399,323)	114,632	305,414	(593,019)	0	(593,019)
OTHER PROFESSIONAL SERVICES	521900	0	150,000	150,000	41,478	150,000	0	0	0
Appropriations Unit: Contractual		0	150,000	150,000	41,478	150,000	0	0	0
EMPLOYEE BONDING	552200	2,339	2,339	2,339	2,339	2,339	2,339	0	2,339
TAXES	559100	12,382	0	0	8,128	8,128	0	0	0
Appropriations Unit: Fixed Charges		14,721	2,339	2,339	10,467	10,467	2,339	0	2,339
HISTORICAL SOCIETY-CONTRIBUTIO	572200	0	0	0	0	0	145,000	0	145,000
PRIOR YEAR EXPENSE	574000	17,211	0	0	22	22	0	0	0
MISCELLANEOUS EXPENSE	575070	36	0	0	0	0	0	0	0
Appropriations Unit: Grants/Contributions		17,247	0	0	22	22	145,000	0	145,000
OPERATING TRANSFER OUT	599991	2,281	0	0	0	0	0	0	0
Appropriations Unit: Cost Allocation		2,281	0	0	0	0	0	0	0
Total Expense for Reporting Unit		367,003	333,016	(246,984)	166,599	465,902	(445,680)	0	(445,680)

REPORTING UNIT:	REVENUE: NON-DEPARTMENTAL
FUND: 100	DIVISION - SUBDIVISION #: 100-1030

Account Description:	Account	(1) 2022 Actual	(2) 2023 Adopted Budget	(3) 2023 Budget Adopted & Modified 6/30	(4) 2023 Actual as of 6/30	(5) 2023 Projected at 12/31	(6) Executive Proposed Budget	(7) Finance and Admin Comm Adj.	(8) 2024 Adopted Operating and Capital Budget
SALES TAX	441200	20,252,984	21,200,000	21,200,000	6,204,423	21,200,000	21,480,000	100,000	21,580,000
SALES TAX RETAINED BY COUNTY	441210	115	110	110	62	110	110	0	110
SALE OF COPIES	441270	2,325	100	100	31	100	50	0	50
PAYMENT IN LIEU OF TAXES	442120	31,087	34,973	34,973	28,842	28,842	35,005	0	35,005
STATE SHARED TAXES	442210	3,876,701	4,008,164	4,098,164	654,117	4,099,693	5,420,000	0	5,420,000
INDIRECT COSTS REVENUE	442350	801,830	783,000	783,000	181,994	800,000	850,000	0	850,000
INDIRECT COSTS REVENUE JOINT SEI	442351	76,052	111,158	111,158	0	111,158	53,184	0	53,184
ARPA FEDERAL GRANT	443293	0	860,000	0	0	0	0	0	0
LAND FILL TIPPING FEE	444270	188,847	175,000	175,000	39,655	190,000	219,500	0	219,500
CITY PAYMENT-KPSB	444905	0	395,973	0	0	0	0	0	0
PAYROLL DEDUCTION REVENUE	445760	2,265	2,500	2,500	1,203	2,500	2,500	0	2,500
PROFIT/LOSS TAX DEED SALE	448310	85,424	0	0	(19,416)	0	0	0	0
SUNDRY DEPT REVENUE	448520	2,565,221	25,000	25,000	5,773	25,000	30,000	0	30,000
NSF SERVICE FEE	448530	4,719	5,000	5,000	1,581	5,000	5,000	0	5,000
PRIOR YEAR REVENUE	448600	0	0	0	(1,095)	(1,095)	0	0	0
CARRYOVER	449980	0	0	160,000	0	0	0	0	0
RESERVES	449990	0	150,000	150,000	0	0	0	0	0
OPERATING TRANSFER IN	449991	4,788,866	0	0	0	0	0	0	0
Appropriations Unit: Revenue		32,676,435	27,750,978	26,745,005	7,097,170	26,461,307	28,095,349	100,000	28,195,349
Total Funding for Reporting Unit		32,676,435	27,750,978	26,745,005	7,097,170	26,461,307	28,095,349	100,000	28,195,349

Total Expenses for Reporting Unit	367,003	333,016	(246,984)	166,599	465,902	(445,680)	0	(445,680)
Total Revenue for Reporting Unit	(32,676,435)	(27,750,978)	(26,745,005)	(7,097,170)	(26,461,307)	(28,095,349)	(100,000)	(28,195,349)
Total Levy for Reporting Unit			(27,417,962)		(25,995,405)	(28,541,029)	(100,000)	(28,641,029)

BOARD OF ADJUSTMENT

The Board of Adjustment is a quasi-judicial committee authorized by state statutes. It is made up of five citizen members, and is responsible for hearing variance requests and administrative appeals to the Kenosha County General Zoning and Shoreland/Floodplain Zoning Ordinance. This committee also serves as the Sanitary Board of Appeals on variance matters relating the county's on-site waste disposal ordinance.

DEPT/DIV: MISCELLANEOUS - BOARD OF ADJUSTMENT

	(1) 2022 Actual	(2) 2023 Adopted Budget	(3) 2023 Budget Adopted & Modified 6/30	(4) 2023 Actual as of 6/30	(5) 2023 Projected at 12/31	(6) 2024 Adopted Operating and Capital Budget
Personnel	969	3,715	3,715	646	2,154	2,154
Contractual	0	20,000	20,000	0	0	0
Supplies	474	1,200	1,200	498	1,200	750
Total Expenses for Reporting Unit	1,443	24,915	24,915	1,144	3,354	2,904
Total Revenue for Reporting Unit	0	(20,000)	(20,000)	0	0	0
Total Levy for Reporting Unit	1,443	4,915			3,354	2,904

DEPT/DIV: MISCELLANEOUS - BOARD OF ADJUSTMENT

REPORTING UNIT: BOARD OF ADJUSTMENT

FUND: 100 DIVISION - SUBDIVISION #: 820-8250

		(1)	(2)	(3)	(4)	(5)	(6)
		2022	2023	2023 Budget	2023	2023	2024 Adopted
Account Description:	Account	Actual	Adopted Budget	Adopted & Modified 6/30	Actual as of 6/30	Projected at 12/31	Operating and Capital Budget
PER DIEM	514100	900	3,450	3,450	600	2,000	2,000
FICA	515100	69	265	265	46	154	154
Appropriations Unit: Personnel		969	3,715	3,715	646	2,154	2,154
LEGAL FEES	521200	0	20,000	20,000	0	0	0
Appropriations Unit: Contractual		0	20,000	20,000	0	0	0
MILEAGE & TRAVEL	533900	474	1,200	1,200	498	1,200	750
Appropriations Unit: Supplies		474	1,200	1,200	498	1,200	750
Total Expense for Reporting Unit		1,443	24,915	24,915	1,144	3,354	2,904

REPORTING UNIT: REVENUE: BOARD OF ADJUSTMENT

FUND: 100 DIVISION - SUBDIVISION #: 820-8250

		(1)	(2)	(3)	(4)	(5)	(6)
		2022	2023	2023 Budget	2023	2023	2024 Adopted
Account Description:	Account	Actual	Adopted Budget	Adopted & Modified 6/30	Actual as of 6/30	Projected at 12/31	Operating and Capital Budget
CARRYOVER	449980	0	20,000	20,000	0	0	0
Appropriations Unit: Revenue		0	20,000	20,000	0	0	0
Total Funding for Reporting Unit		0	20,000	20,000	0	0	0

Total Expenses for Reporting Unit	1,443	24,915	24,915	1,144	3,354	2,904
Total Revenue for Reporting Unit	0	(20,000)	(20,000)	0	0	0
Total Levy for Reporting Unit	1,443	4,915			3,354	2,904

INSURANCES

MISSION STATEMENT

Consistent with its mission to provide competitive and comprehensive compensation packages, the Division of Human Resources manages the County's employee benefits, including self-insured health plans, dental and vision coverage, an employee assistance program, self-insured worker's compensation, and a short-term disability plan.

INSURANCES

POSITION TITLE	GRADE	2020	2021	2022	2023	2024
ASST DIRECTOR HUMAN RESOURCES	E11	0.00	0.50	0.50	0.50	0.50
HUMAN RESOURCES BUSINESS PARTNER	E09	0.50	0.00	0.00	0.00	0.00
HUMAN RESOURCES SPECIALIST	E05	0.50	0.50	0.50	0.50	0.50
FIRST ASSISTANT CORP. COUNSEL	E14	0.15	0.15	0.15	0.15	0.15
EXECUTIVE ASSISTANT	NE08	0.15	0.15	0.15	0.15	0.15
DIVISION TOTAL		1.30	1.30	1.30	1.30	1.30



County of Kenosha Insurances



DEPT/DIV: MISCELLANEOUS - INSURANCES - HEALTH INSURANCE

	(1)	(2)	(3)	(4)	(5)	(6)
	2022	2023	2023 Budget	2023	2023	2024 Adopted
	Actual	Adopted	Adopted &	Actual	Projected	Operating and
		Budget	Modified 6/30	as of 6/30	at 12/31	Capital Budget
Personnel	46,362	48,339	48,339	22,601	48,339	49,709
Contractual	0	0	0	24,875	100,000	100,000
Grants/Contributions	23,212,364	23,227,723	23,227,723	12,409,537	22,917,723	22,873,593
Total Expenses for Reporting Unit	23,258,726	23,276,062	23,276,062	12,457,013	23,066,062	23,023,302
Total Revenue for Reporting Unit	(23,258,726)	(23,276,062)	(23,276,062)	(10,832,316)	(23,066,062)	(23,023,302)
Total Levy for Reporting Unit	0	0			0	0

DEPT/DIV: MISCELLANEOUS - INSURANCES - HEALTH INSURANCE

REPORTING UNIT: HEALTH INSURANCE

FUND: 110 DIVISION - SUBDIVISION #: 910-9100

		(1)	(2)	(3)	(4)	(5)	(6)
		2022	2023	2023 Budget	2023	2023	2024 Adopted
Account Description:	Account	Actual	Adopted Budget	Adopted & Modified 6/30	Actual as of 6/30	Projected at 12/31	Operating and Capital Budget
SALARIES	511100	29,648	30,930	30,930	14,097	30,930	32,030
FICA	515100	2,231	2,366	2,366	1,036	2,366	2,450
RETIREMENT	515200	1,931	2,103	2,103	959	2,103	2,210
MEDICAL INSURANCE	515400	12,418	12,845	12,845	6,422	12,845	12,845
LIFE INSURANCE	515500	135	95	95	87	95	174
Appropriations Unit: Personnel		46,362	48,339	48,339	22,601	48,339	49,709
OTHER PROFESSIONAL SERVICES	521900	0	0	0	24,875	100,000	100,000
Appropriations Unit: Contractual		0	0	0	24,875	100,000	100,000
PRIOR YEAR EXPENSE	574000	18,595	0	0	0	0	0
HEALTH FLEX EXPENSE	575030	376,103	400,000	400,000	254,757	400,000	400,000
SELF-INSURED ADMIN. EXPENSE	575051	3,126,501	3,200,000	3,200,000	952,145	3,200,000	3,200,000
CONSULTING EXPENSE	575060	128,068	45,000	45,000	3,276	45,000	45,000
PREMIUM/CLAIM EXP-CNTY PAID	575080	15,810,914	15,542,723	15,542,723	8,655,661	15,142,723	15,348,593
PRESCRIPTION EXP CO-PAID	575085	3,151,615	3,200,000	3,200,000	1,983,432	3,200,000	2,950,000
SELF-PD DENTAL PASSTHRU PREMIUM	575165	845,236	760,000	760,000	518,239	850,000	850,000
VISION INSURANCE PREMIUM	575170	79,332	80,000	80,000	42,026	80,000	80,000
IBNR ADJUSTMENT EXPENSE	575300	(324,000)	0	0	0	0	0
Appropriations Unit: Grants/Contrit		23,212,364	23,227,723	23,227,723	12,409,537	22,917,723	22,873,593
Total Expense for Reporting Unit		23,258,726	23,276,062	23,276,062	12,457,013	23,066,062	23,023,302

REPORTING UNIT: REVENUE: HEALTH INSURANCE

FUND: 110 DIVISION - SUBDIVISION #: 910-9100

		(1)	(2)	(3)	(4)	(5)	(6)
		2022	2023	2023 Budget	2023	2023	2024 Adopted
Account Description:	Account	Actual	Adopted Budget	Adopted & Modified 6/30	Actual as of 6/30	Projected at 12/31	Operating and Capital Budget
DSS SPECIAL REVENUE	442990	53,637	100,000	100,000	14,973	60,000	60,000
EMPLOYEE HEALTH PREMIUMS	449500	18,314,030	18,018,072	18,018,072	8,363,645	18,018,072	17,870,312
EMPLOYEE PAID DEPENDENT CARE	449530	74,571	50,000	50,000	43,211	75,000	75,000

EMPLOYEE PAID HEALTH FLEX SPENDING	449540	361,032	350,000	350,000	183,104	350,000	350,000
RETIREE HEALTH	449550	360,224	280,000	280,000	147,481	300,000	300,000
COBRA(SELF-PAY) HEALTH PREMIUM	449560	6,467	46,000	46,000	0	46,000	46,000
RETIREE HEALTH PREMIUM COUNTY PAID	449570	2,091,990	2,141,990	2,141,990	1,129,401	2,141,990	2,141,990
EMPLOYEE PREMIUM CONTRIBUTION	449585	1,367,771	1,450,000	1,450,000	649,370	1,420,000	1,450,000
EMPLOYEE PAID VISION INSURANCE	449590	78,231	80,000	80,000	37,888	80,000	80,000
DENTAL INSURANCE REVENUE	449610	550,772	760,000	760,000	263,242	575,000	650,000
Appropriations Unit: Revenue		23,258,726	23,276,062	23,276,062	10,832,316	23,066,062	23,023,302
Total Funding for Reporting Unit		23,258,726	23,276,062	23,276,062	10,832,316	23,066,062	23,023,302

Total Expenses for Reporting Unit	23,258,726	23,276,062	23,276,062	12,457,013	23,066,062	23,023,302
Total Revenue for Reporting Unit	(23,258,726)	(23,276,062)	(23,276,062)	(10,832,316)	(23,066,062)	(23,023,302)
Total Levy for Reporting Unit	0	0			0	0

DEPT/DIV: MISCELLANEOUS - INSURANCES - HEALTH INSURANCE - COUNTY PAID RETIREE

	(1) 2022 <u>Actual</u>	(2) 2023 Adopted <u>Budget</u>	(3) 2023 Budget Adopted & <u>Modified 6/30</u>	(4) 2023 Actual <u>as of 6/30</u>	(5) 2023 Projected <u>at 12/31</u>	(6) 2024 Adopted Operating and <u>Capital Budget</u>
Personnel	1,940,091	2,141,990	2,141,990	1,129,401	2,141,990	2,141,990
Total Expenses for Reporting Unit	1,940,091	2,141,990	2,141,990	1,129,401	2,141,990	2,141,990
Total Revenue for Reporting Unit	(74,940)	0	0	0	0	0
Total Levy for Reporting Unit	1,865,150	2,141,990			2,141,990	2,141,990

DEPT/DIV: MISCELLANEOUS - INSURANCES - HEALTH INSURANCE - COUNTY PAID RETIREE

REPORTING UNIT: HEALTH INSURANCE - COUNTY PAID RETIREE

FUND: 100 DIVISION - SUBDIVISION #: 910-9115

		(1)	(2)	(3)	(4)	(5)	(6)
		2022	2023	2023 Budget	2023	2023	2024 Adopted
Account Description:	Account	Actual	Adopted Budget	Adopted & Modified 6/30	Actual as of 6/30	Projected at 12/31	Operating and Capital Budget
MEDICAL INSURANCE	515400	0	2,141,990	2,141,990	0	2,141,990	2,141,990
MEDICAL INS/DHS-BRK	515401	0	0	0	71,732	0	0
MEDICAL INS/DHS-HLTH	515403	0	0	0	12,845	0	0
MEDICAL INS/DHS-CFS	515404	193,980	0	0	103,885	0	0
MEDICAL INS/SHRF	515405	1,177,306	0	0	663,150	0	0
MEDICAL INS/DPW-FAC	515407	85,507	0	0	43,890	0	0
MEDICAL INS/DPW-HWY	515408	197,160	0	0	79,217	0	0
MEDICAL INS/DPW-PKS	515411	76,320	0	0	25,690	0	0
MEDICAL INS/CIRC	515413	76,258	0	0	29,972	0	0
MEDICAL INS/DA	515417	23,320	0	0	13,382	0	0
MEDICAL INS/ADMIN	515418	110,240	0	0	85,639	0	0
Appropriations Unit: Personnel		1,940,091	2,141,990	2,141,990	1,129,401	2,141,990	2,141,990
Total Expense for Reporting Unit		1,940,091	2,141,990	2,141,990	1,129,401	2,141,990	2,141,990

REPORTING UNIT: REVENUE: HEALTH INSURANCE - COUNTY PAID RETIREE

FUND: 100 DIVISION - SUBDIVISION #: 910-9115

		(1)	(2)	(3)	(4)	(5)	(6)
		2022	2023	2023 Budget	2023	2023	2024 Adopted
Account Description:	Account	Actual	Adopted Budget	Adopted & Modified 6/30	Actual as of 6/30	Projected at 12/31	Operating and Capital Budget
RETIREE HEALTH PREMIUM COUNTY PAI	449570	74,940	0	0	0	0	0
Appropriations Unit: Revenue		74,940	0	0	0	0	0
Total Funding for Reporting Unit		74,940	0	0	0	0	0

Total Expenses for Reporting Unit	1,940,091	2,141,990	2,141,990	1,129,401	2,141,990	2,141,990
Total Revenue for Reporting Unit	(74,940)	0	0	0	0	0
Total Levy for Reporting Unit	1,865,150	2,141,990			2,141,990	2,141,990

DEPT/DIV: MISCELLANEOUS - INSURANCES - WORKERS COMPENSATION INSURANCE

	(1) 2022 Actual	(2) 2023 Adopted Budget	(3) 2023 Budget Adopted & Modified 6/30	(4) 2023 Actual as of 6/30	(5) 2023 Projected at 12/31	(6) 2024 Adopted Operating and Capital Budget
Personnel	65,141	67,528	67,528	31,307	67,528	69,720
Contractual	18,482	17,000	17,000	1,273	17,000	17,000
Supplies	0	500	500	0	0	500
Grants/Contributions	1,161,143	1,559,972	1,559,972	582,831	1,692,072	1,357,780
Total Expenses for Reporting Unit	1,244,766	1,645,000	1,645,000	615,411	1,776,600	1,445,000
Total Revenue for Reporting Unit	(1,244,766)	(1,645,000)	(1,645,000)	(1,641,552)	(1,776,600)	(1,445,000)
Total Levy for Reporting Unit	0	0			0	0

DEPT/DIV: MISCELLANEOUS - INSURANCES - WORKERS COMPENSATION INSURANCE

REPORTING UNIT: WORKERS COMPENSATION INSURANCE

FUND: 111 DIVISION - SUBDIVISION #: 910-9130

		(1)	(2)	(3)	(4)	(5)	(6)
		2022	2023	2023 Budget	2023	2023	2024 Adopted
Account Description:	Account	Actual	Adopted Budget	Adopted & Modified 6/30	Actual as of 6/30	Projected at 12/31	Operating and Capital Budget
SALARIES	511100	46,018	47,746	47,746	21,783	47,746	49,611
FICA	515100	3,366	3,653	3,653	1,598	3,653	3,795
RETIREMENT	515200	2,996	3,247	3,247	1,481	3,247	3,423
MEDICAL INSURANCE	515400	12,720	12,845	12,845	6,422	12,845	12,845
LIFE INSURANCE	515500	41	37	37	23	37	46
Appropriations Unit: Personnel		65,141	67,528	67,528	31,307	67,528	69,720
OTHER PROFESSIONAL SERVICES	521900	18,482	17,000	17,000	1,273	17,000	17,000
Appropriations Unit: Contractual		18,482	17,000	17,000	1,273	17,000	17,000
STAFF DEVELOPMENT	543340	0	500	500	0	0	500
Appropriations Unit: Supplies		0	500	500	0	0	500
WORKERS COMPENSATION CLAIMS	575100	946,425	1,324,972	1,324,972	410,514	1,449,995	1,126,780
WORKERS COMP. LOST WAGES	575140	84,715	100,000	100,000	11,964	60,000	80,000
PROTECTIVE EQUIPMENT	575150	35,681	35,000	35,000	53,276	75,000	35,000
EXCESS W/C INSURANCE PREMIUM	575160	93,188	100,000	100,000	107,077	107,077	116,000
IBNR ADJUSTMENT EXPENSE	575300	1,134	0	0	0	0	0
Appropriations Unit: Grants/Contri		1,161,143	1,559,972	1,559,972	582,831	1,692,072	1,357,780
Total Expense for Reporting Unit		1,244,766	1,645,000	1,645,000	615,411	1,776,600	1,445,000

REPORTING UNIT: REVENUE: WORKERS COMPENSATION INSURANCE

FUND: 111 DIVISION - SUBDIVISION #: 910-9130

		(1)	(2)	(3)	(4)	(5)	(6)
		2022	2023	2023 Budget	2023	2023	2024 Adopted
Account Description:	Account	Actual	Adopted Budget	Adopted & Modified 6/30	Actual as of 6/30	Projected at 12/31	Operating and Capital Budget
INTEREST INCOME	448170	46,322	20,000	20,000	68,742	120,000	120,000
WORKERS COMP. INSURANCE	449600	1,140,794	1,525,000	1,525,000	1,556,600	1,556,600	1,225,000
STOP LOSS REIMBURSEMENT	449620	57,651	100,000	100,000	16,210	100,000	100,000
Appropriations Unit: Revenue		1,244,766	1,645,000	1,645,000	1,641,552	1,776,600	1,445,000

Total Funding for Reporting Unit	1,244,766	1,645,000	1,645,000	1,641,552	1,776,600	1,445,000
---	-----------	-----------	-----------	-----------	-----------	-----------

Total Expenses for Reporting Unit	1,244,766	1,645,000	1,645,000	615,411	1,776,600	1,445,000
Total Revenue for Reporting Unit	(1,244,766)	(1,645,000)	(1,645,000)	(1,641,552)	(1,776,600)	(1,445,000)
Total Levy for Reporting Unit	0	0			0	0

DEPT/DIV: MISCELLANEOUS - INSURANCES - LIABILITY INSURANCE

	(1) 2022 Actual	(2) 2023 Adopted Budget	(3) 2023 Budget Adopted & Modified 6/30	(4) 2023 Actual as of 6/30	(5) 2023 Projected at 12/31	(6) 2024 Adopted Operating and Capital Budget
Personnel	36,429	37,828	37,828	0	37,828	39,520
Contractual	11,588	0	0	0	0	0
Grants/Contributions	1,368,837	1,188,440	1,188,440	640,302	1,185,466	1,343,248
Total Expenses for Reporting Unit	1,416,854	1,226,268	1,226,268	640,302	1,223,294	1,382,768
Total Revenue for Reporting Unit	(1,416,854)	(1,226,268)	(1,226,268)	(1,192,703)	(1,223,294)	(1,382,768)
Total Levy for Reporting Unit	0	0			0	0

DEPT/DIV: MISCELLANEOUS - INSURANCES - LIABILITY INSURANCE

REPORTING UNIT: LIABILITY INSURANCE

FUND: 112 DIVISION - SUBDIVISION #: 910-9160

		(1)	(2)	(3)	(4)	(5)	(6)
		2022	2023	2023 Budget	2023	2023	2024 Adopted
Account Description:	Account	Actual	Adopted Budget	Adopted & Modified 6/30	Actual as of 6/30	Projected at 12/31	Operating and Capital Budget
SALARIES	511100	25,405	26,286	26,286	0	26,286	27,739
FICA	515100	1,705	2,011	2,011	0	2,011	2,122
RETIREMENT	515200	1,654	1,787	1,787	0	1,787	1,914
MEDICAL INSURANCE	515400	7,629	7,708	7,708	0	7,708	7,708
LIFE INSURANCE	515500	36	36	36	0	36	37
Appropriations Unit: Personnel		36,429	37,828	37,828	0	37,828	39,520
OTHER PROFESSIONAL SERVICES	521900	11,588	0	0	0	0	0
Appropriations Unit: Contractual		11,588	0	0	0	0	0
WMMIC PREMIUM	575200	588,686	650,000	650,000	628,867	628,867	685,000
LIABILITY CLAIMS PAID	575210	620,399	538,440	538,440	11,435	556,599	658,248
IBNR ADJUSTMENT EXPENSE	575300	159,752	0	0	0	0	0
Appropriations Unit: Grants/Conrit		1,368,837	1,188,440	1,188,440	640,302	1,185,466	1,343,248
Total Expense for Reporting Unit		1,416,854	1,226,268	1,226,268	640,302	1,223,294	1,382,768

REPORTING UNIT: REVENUE: LIABILITY INSURANCE

FUND: 112 DIVISION - SUBDIVISION #: 910-9160

		(1)	(2)	(3)	(4)	(5)	(6)
		2022	2023	2023 Budget	2023	2023	2024 Adopted
Account Description:	Account	Actual	Adopted Budget	Adopted & Modified 6/30	Actual as of 6/30	Projected at 12/31	Operating and Capital Budget
LIABILITY INSURANCE INTEREST	448130	8,295	3,500	3,500	22,409	43,000	45,000
LIABILITY INSURANCE REVENUE	449650	1,335,866	1,122,768	1,122,768	1,122,768	1,122,768	1,272,768
OPERATING DIVIDEND	449660	39,197	50,000	50,000	22,105	22,105	25,000
INTEREST ON SIR ACCOUNT	449670	8,452	15,000	15,000	0	10,000	10,000
CAPITAL DIVIDEND	449680	25,044	35,000	35,000	25,421	25,421	30,000
Appropriations Unit: Revenue		1,416,854	1,226,268	1,226,268	1,192,703	1,223,294	1,382,768
Total Funding for Reporting Unit		1,416,854	1,226,268	1,226,268	1,192,703	1,223,294	1,382,768

Total Expenses for Reporting Unit	1,416,854	1,226,268	1,226,268	640,302	1,223,294	1,382,768
Total Revenue for Reporting Unit	(1,416,854)	(1,226,268)	(1,226,268)	(1,192,703)	(1,223,294)	(1,382,768)
Total Levy for Reporting Unit	0	0			0	0

This page left blank intentionally

DEBT SERVICE

This budget contains the principal and interest payments due in 2024 on general obligation debt that Kenosha County has outstanding at the present time.

	Governmental	Proprietary	Total
Principal	17,285,000	1,060,000	18,345,000
Interest	4,032,360	548,950	4,581,310
Total P&I per GO Debt Schedule	\$21,317,360	\$1,608,950	\$22,926,310
Less Credits:			
Kenosha County Governmental Reserves	(1,315,751)	0	(1,315,751)
Brookside – Proprietary Portion	0	(1,608,950)	(1,609,850)
City of Kenosha Payment	(397,273)	0	(397,273)
Total Debt Service Levy	\$19,604,336	\$0	\$19,604,336

DEPT/DIV: MISCELLANEOUS - DEBT SERVICE

	(1) 2022 Actual	(2) 2023 Adopted Budget	(3) 2023 Budget Adopted & Modified 6/30	(4) 2023 Actual as of 6/30	(5) 2023 Projected at 12/31	(6) 2024 Adopted Operating and Capital Budget
Debt Service	19,454,514	20,712,948	20,712,948	4,003,299	20,715,348	21,317,360
Total Expenses for Reporting Unit	19,454,514	20,712,948	20,712,948	4,003,299	20,715,348	21,317,360
Total Revenue for Reporting Unit	(1,474,002)	(1,951,574)	(1,951,574)	0	(2,347,547)	(1,713,024)
Total Levy for Reporting Unit	17,980,513	18,761,374			18,367,801	19,604,336

DEPT/DIV: MISCELLANEOUS - DEBT SERVICE

REPORTING UNIT: DEBT SERVICE

FUND: 300 DIVISION - SUBDIVISION #: 950-9510

		(1)	(2)	(3)	(4)	(5)	(6)
		2022	2023	2023 Budget	2023	2023	2024 Adopted
Account Description:	Account	Actual	Adopted Budget	Adopted & Modified 6/30	Actual as of 6/30	Projected at 12/31	Operating and Capital Budget
GENERAL-PRINCIPAL	561200	14,895,000	16,885,000	16,885,000	1,780,000	16,885,000	17,285,000
GENERAL INTEREST	562200	4,526,504	3,827,948	3,827,948	2,220,899	3,827,948	4,032,360
DEBT SERVICE CHARGES	569100	33,011	0	0	2,400	2,400	0
Appropriations Unit:	Debt Service	19,454,514	20,712,948	20,712,948	4,003,299	20,715,348	21,317,360
Total Expense for Reporting Unit		19,454,514	20,712,948	20,712,948	4,003,299	20,715,348	21,317,360

REPORTING UNIT: REVENUE: DEBT SERVICE

FUND: 300 DIVISION - SUBDIVISION #: 950-9510

		(1)	(2)	(3)	(4)	(5)	(6)
		2022	2023	2023 Budget	2023	2023	2024 Adopted
Account Description:	Account	Actual	Adopted Budget	Adopted & Modified 6/30	Actual as of 6/30	Projected at 12/31	Operating and Capital Budget
CITY PAYMENT-KPSB	444905	379,934	0	395,973	0	395,973	397,273
PREMIUM ON BONDS	449030	1,094,068	1,951,574	1,555,601	0	1,951,574	1,315,751
Appropriations Unit:	Revenue	1,474,002	1,951,574	1,951,574	0	2,347,547	1,713,024
Total Funding for Reporting Unit		1,474,002	1,951,574	1,951,574	0	2,347,547	1,713,024

Total Expenses for Reporting Unit	19,454,514	20,712,948	20,712,948	4,003,299	20,715,348	21,317,360
Total Revenue for Reporting Unit	(1,474,002)	(1,951,574)	(1,951,574)	0	(2,347,547)	(1,713,024)
Total Levy for Reporting Unit	17,980,513	18,761,374			18,367,801	19,604,336

KENOSHA COUNTY LIBRARY SYSTEM

2024 Budget Narrative

SYSTEM OVERVIEW:

Kenosha County Library System (KCLS), often confused with Kenosha Public Library (KPL), is a distinct entity. Kenosha County Library System is an agency of Kenosha County governed by Wisconsin Statutes Chapter 43 and is one of 15 library systems serving one or multiple counties in the state of Wisconsin. Kenosha County Library System is a one-county system and directly supports Community Library with locations in Twin Lakes and Salem, and the Kenosha Public Library's 4 locations serving the city of Kenosha by providing technology, training, delivery, and interlibrary loan services. Every other library system in Wisconsin carries administrative overhead with dedicated staff and facilities. Kenosha County Library System is the sole exception. The Kenosha Public Library staff and facilities serve as staff and locations for the system at no charge, and Kenosha County acts as the system's fiscal agent. This arrangement allows Kenosha County citizens to enjoy maximum benefits from shared resources. To understand the true benefit of this arrangement, the 2023 budget for the Prairie Lakes Library System, serving Racine, Rock, and Walworth counties, spends 28% of its funds on system administration. Following this model would use up \$783,997 for KCLS administration, money that is currently allocated directly to member libraries for both local benefit and shared resources.

Kenosha County Library System was created by state statute in 1981 to ensure that every citizen in the county has access to high-quality public library service. The system's main responsibilities are providing technology support to member libraries through a wide area computer network, broadband and Internet access, delivery of library materials between libraries, a shared catalog system, interlibrary loan services, and continuing education opportunities for library staff. A critical function of the system is to manage county tax payments to member libraries for the service they provide to county residents who do not pay a local library tax. State statutes require counties to levy a library tax and reimburse public libraries for in-person collection use by county residents who do not pay directly to the libraries they use. The City of Kenosha levies a library tax on city residents for the Kenosha Public Library. The Town of Randall, and the villages of Paddock Lake, Twin Lakes, and Salem Lakes pay for the operation of Community Library as part of a Joint Library Agreement. Residents of these municipalities are exempt from county library tax. All other Kenosha County residents pay a county tax for library service based on the actual use of the collections at libraries in the county. This "nonresident" use is considerable. In 2022, 23% of Kenosha Public Library's total circulation was to county residents who do not pay city tax directly to Kenosha Public Library, including the residents of Pleasant Prairie, Bristol, and Somers. Likewise, 18% of Community Library's 2022 circulation was to county residents who do not pay taxes to the Community Library. Reimbursements ease the financial strain on local budgets for the expansion of collections and services necessary to accommodate this additional use and ensure that every citizen in the county enjoys full public library service, including free access to library programs, early literacy activities, public computers, and Internet.

Kenosha County Library System is governed by a board of 7 county residents appointed by the County Executive and receives its funding from the state, from Racine and Walworth counties for service to their residents, as well as reimbursements through the Kenosha County library tax. Under the Board's guidance, the System cooperates in resource-sharing agreements with neighboring library systems to enhance library services and reduce costs. Prairie Lakes Library System (Racine, Rock, and Walworth Counties), and Kenosha County Library System share a computer ILS (Integrated Library System) of patron accounts, catalog records, and modules for acquisitions, cataloging, inventory control, circulation, and serials management within a consortium called SHARE. Residents of all four counties have direct access to a combined collection of 1,629,415 items, including magazines, newspapers, books, audiobooks, music CDs, and DVDs, as well as laptop computers, Internet hotspots, and developmental kits for children. Shared electronic collections provide access to over 280,000 eBooks, audiobooks, videos, and music downloads. KCLS contracts with Prairie Lakes Library System to maintain and enhance the shared ILS at considerable cost savings to member libraries. Local hardware maintenance of email and network servers, the telecommunications that allow network communication with all KCLS libraries, and the public Internet access provided by libraries to any county resident, are all managed by Kenosha Public Library staff.

KPL staff also manage the selection and contracts for eight countywide joint purchases of digital collections, including electronic databases of magazines, newspaper and journal articles, music downloads, eBooks, electronic audiobooks, language instruction tutorials, job training classes, and test prep resources. The demand for these resources rose during the COVID-19 pandemic as county residents looked to enhance their work skills, pivoted to remote student learning, researched expert information on health and consumer issues, and read the latest literature from a distance. Joint purchasing leverages cost savings for these high-demand, high-priced products. In 2022, these products were used 304,364 times.

WHAT'S NEW IN 2024

Due to an increase in both state funding and cross-border reimbursements from Prairie Lakes Library System, the county contribution toward shared county-wide resources has been reduced for the seventh year in a row.

Major Objectives of the 2024 KCLS Budget

- Reimburse Kenosha County libraries for nonresident use.
- Support the Kenosha County Library Computer Network.
- Purchase digital resources for shared use by all Kenosha County residents.
- Provide for interlibrary delivery of collection materials.

1. Reimburse Kenosha County Libraries for Nonresident Use ***County Library Tax***

All Kenosha County residents enjoy equal access to public libraries at six locations. The cost of open access is paid from County Library Tax revenue. The County Library Tax is levied only on those municipalities that do not maintain a local library. Calculations for reimbursements are based on the last full year of statistics available. For 2024 calculations, 2022 statistics were utilized. Reimbursement is only for checkout of physical library materials in person. There is no reimbursement to libraries for non-resident attendance at library programs, use of public computers and Internet, or use of electronic resources such as eBooks and research databases. In 2022, libraries in Kenosha County circulated 222,769 items to Kenosha County residents paying county library tax.

Exempt statuses for the Villages of Salem Lakes, Twin Lakes, Paddock Lake, and the Town of Randall are determined annually and are contingent upon minimum direct payments by each municipality to the Community Library. The City of Kenosha is exempt from the County Library Tax for 2024.

Reimbursement Formula for Nonresident Use

Kenosha County uses a statewide formula to reimburse the Community Library and the Kenosha Public Library for the cost of open access. This formula is based on the operating cost per circulation from the last completed year multiplied by the number of in-person circulations. 2022 circulation to nonresidents determines 2024 reimbursement.

Reimbursement for Cross-County Use Among Kenosha, Walworth, and Racine Counties

KCLS contracts with the Prairie Lakes Library System, the library system serving Racine, Rock, and Walworth counties, to provide open access for Kenosha County residents at libraries in Racine, Rock, and Walworth counties, as well as to provide Prairie Lakes Library System residents open access to Kenosha County libraries. Reimbursement is only between adjacent counties and is based on the average cost of circulation statewide or the cost of the lending library's circulation, depending on the current cross-border agreement between each county. Circulation must be in person at a library facility to be eligible for reimbursement. Curbside service is considered in-house use. Cross-border in-person circulation continues to increase post-pandemic, as expected. Cross-border agreements are a good bargain for Kenosha County, as we continue to earn more than twice the payments owed to Prairie Lakes Library System for cross-border use.

<i>Cross Border Borrowing Payments (based on actual in-person circulation)</i>			
	2023	2024	% Change
To LLS for Service to Kenosha County residents	\$94,611	\$115,831	22%
To KCLS for service to Lakeshores Library System residents	\$205,546	\$265,825	29%

2. *Support the Kenosha County Library Computer Network*

Share Costs of County Library Computer Network Central Site

KCLS maintains a county-wide network that supports public and staff computing for all six library locations in the county. County and state funding provides collective support for software and hardware costs for network maintenance and improvement, including the annual costs for the integrated library system (ILS). Through collective purchasing arrangements with the 22 member libraries of the Prairie Lakes Library System, KCLS can reduce the costs of the ILS contract and certain electronic educational resources. TEACH and WiscNet statewide contracts provide low-cost telecommunications for public libraries. A long-overdue upgrade to Community Library's broadband infrastructure provides much improved Internet access for western county patrons along with added costs for long-term support. Overall network costs remain low.

Cost Breakdown for County Library Computer Network

	2023	2024	% Change	Explanation
Central Site ILS Contract	\$66,445	\$ 67,508	1.6%	vendor contract
SHARE Maintenance Agreement	\$34,997	\$35,857	2.5%	inflation
Countywide Computer Network	\$38,267	\$40,222	5%	inflation
Countywide Broadband	\$13,600	\$17,200	26%	CL upgrade
Total	\$153,309	\$160,787	4.8%	

3. Purchase Shared Digital Resources

Electronic forms of books continue to rise in popularity and area students continue to rely on research databases that provide access to trusted sources of information. Access to these resources 24/7 via library websites has been in particularly high demand as more learning happens online post-pandemic. Shared digital resources include a variety of reference and research tools such as genealogy databases, magazine and journal articles, consumer guides, health information, and independent films. They also include eBooks and audiobooks in the Wisconsin Public Library Consortium's Overdrive digital buying pool. In 2024, KCLS will continue to support digital collection access through collective buying agreements that reduce the cost to member libraries. The cooperative purchase of these resources is very practical since they are not physically housed in any library and cannot be damaged through physical use. Instead, they are available over the Internet to all county residents at home, work, school, or any library building. \$71,026 is included in this budget to purchase these resources for use throughout the county.

4. Provide for Interlibrary Delivery of Collection Materials

System duties defined in Wisconsin Statutes include delivery service for the transfer of library materials among member libraries and between statewide delivery hubs. The KCLS budget provides support for the delivery service of library materials between Community Library and Kenosha Public Library and between Kenosha Public Library and Racine Public Library. The contract to move collection items across the state is also included in the 2024 budget.

DEPT/DIV: MISCELLANEOUS - LIBRARY SYSTEM

	(1) 2022 Actual	(2) 2023 Adopted Budget	(3) 2023 Budget Adopted & Modified 6/30	(4) 2023 Actual as of 6/30	(5) 2023 Projected at 12/31	(6) 2024 Adopted Operating and Capital Budget
Contractual	410,272	286,809	293,908	290,286	293,908	315,022
Supplies	2,170,693	2,299,184	2,299,184	1,149,592	2,299,184	2,484,967
Total Expenses for Reporting Unit	2,580,965	2,585,993	2,593,092	1,439,878	2,593,092	2,799,989
Total Revenue for Reporting Unit	(781,129)	(737,000)	(744,099)	(238,613)	(744,099)	(850,386)
Total Levy for Reporting Unit	1,799,836	1,848,993			1,848,993	1,949,603

DEPT/DIV: MISCELLANEOUS - LIBRARY SYSTEM

REPORTING UNIT: LIBRARY SYSTEM

FUND: 250 DIVISION - SUBDIVISION #: 940-9410

		(1)	(2)	(3)	(4)	(5)	(6)
		2022	2023	2023 Budget	2023	2023	2024 Adopted
Account Description:	Account	Actual	Adopted Budget	Adopted & Modified 6/30	Actual as of 6/30	Projected at 12/31	Operating and Capital Budget
ACCOUNTING & AUDITING	521300	500	500	500	0	500	500
DATA PROCESSING COSTS	521400	409,772	286,309	293,408	290,286	293,408	314,522
Appropriations Unit: Contractual		410,272	286,809	293,908	290,286	293,908	315,022
COMMUNITY LIBRARY	534830	213,988	238,379	238,379	119,190	238,379	292,533
CONTRACTS	534850	71,875	94,611	94,611	47,306	94,611	115,831
RESOURCE LIBRARY SERVICE	534870	1,884,830	1,966,194	1,966,194	983,097	1,966,194	2,076,603
Appropriations Unit: Supplies		2,170,693	2,299,184	2,299,184	1,149,592	2,299,184	2,484,967
Total Expense for Reporting Unit		2,580,965	2,585,993	2,593,092	1,439,878	2,593,092	2,799,989

REPORTING UNIT: REVENUE: LIBRARY SYSTEM

FUND: 250 DIVISION - SUBDIVISION #: 940-9410

		(1)	(2)	(3)	(4)	(5)	(6)
		2022	2023	2023 Budget	2023	2023	2024 Adopted
Account Description:	Account	Actual	Adopted Budget	Adopted & Modified 6/30	Actual as of 6/30	Projected at 12/31	Operating and Capital Budget
NCOA GRANT	443500	0	0	7,099	0	7,099	0
COUNTY LIBRARY REVENUE	443550	617,092	531,454	531,454	135,840	531,454	584,561
LAKESHORE LIBRARY SYSTEM	443590	164,037	205,546	205,546	102,773	205,546	265,825
Appropriations Unit: Revenue		781,129	737,000	744,099	238,613	744,099	850,386
Total Funding for Reporting Unit		781,129	737,000	744,099	238,613	744,099	850,386

Total Expenses for Reporting Unit	2,580,965	2,585,993	2,593,092	1,439,878	2,593,092	2,799,989
Total Revenue for Reporting Unit	(781,129)	(737,000)	(744,099)	(238,613)	(744,099)	(850,386)
Total Levy for Reporting Unit	1,799,836	1,848,993			1,848,993	1,949,603

Grand Totals:

	(1) 2022 Actual	(2) 2023 Adopted Budget	(3) 2023 Budget Adopted & Modified 6/30	(4) 2023 Actual as of 6/30	(5) 2023 Projected at 12/31	(6) Executive Proposed Budget	(7) Finance and Admin Comm Adj.	(8) 2024 Adopted Operating and Capital Budget
Grand Total All Expenses	276,110,576	277,424,765	314,647,893	129,267,778	284,476,920	284,923,534	(19,333)	284,904,201
Grand Total All Revenue	(210,560,746)	(201,703,264)	(236,045,419)	(68,431,238)	(201,296,113)	(206,922,184)	(150,000)	(207,072,184)
Grand Total All Levy		75,721,501			83,180,806	78,001,350	(169,333)	77,832,017

Kenosha County
Five Year Capital Outlay/Budget Plan
2024-2028

Table of Contents

	<u>Page</u>
Capital Outlay/Projects Plan.....	CIP 2
Outlay/Projects Plan Summary	
Five Year Summary	CIP 3
Financing for Budget Year.....	CIP 4
Executive	
Information Technology	CIP 5 - 6
Land Information	CIP 7 - 8
Department of Finance and Administration	
Economic Development - KABA	CIP 9 - 10
Department of Human Services	
Brookside Care Center	CIP 11 - 15
Office of Medical Examiner	CIP 16 - 17
Department of Public Works & Development Services	
Division of Facilities.....	CIP 18 - 40
Division of Golf.....	CIP 41 - 45
Division of Parks and Recreation	CIP 46 - 55
Division of Highway – Equipment	CIP 56 - 69
Division of Highway – Projects.....	CIP 70 - 77
Division of Planning & Development.....	CIP 78 - 79
Capital Projects	CIP 80 - 81
Department of Law Enforcement	
Sheriff	CIP 82 - 85
Joint Services	CIP 86 - 87
Summary Totals	CIP 88

Capital Outlay/Projects Plan

Mission:

- To plan for the long-term capital needs of Kenosha County.
- Provide the financial analysis and review of capital projects including but not limited to the following:
 - New construction
 - Improvements to existing construction
 - Infrastructure maintenance
 - Major equipment and machinery purchases and installation

Policy:

- Major capital outlay/projects are defined as active or proposed expenditures in one or more specified plan years of an amount usually in excess of \$25,000 for a permanent fixed asset (building, land, improvement, equipment, furniture, etc). The County also borrows for outlay/projects between \$10,000 and \$25,000.
- These capital projects place an emphasis on planning for rather than reacting to crisis situations. Every effort is made to find alternative financing and funding to reduce anticipated borrowing for these projects.
- Capital outlay/project listed in future years are shown for INFORMATIONAL PURPOSES ONLY, as they are intended to provide a guideline for capital spending for future years. Periodic modifications will occur based on funding availability or circumstances which may require a more immediate time frame. The future projects items listed illustrate the long-range continued need to maintain the County's infrastructure and fund a sound fiscal replacement plan for the County's permanent fixed assets.

Capital Outlay/Projects Plan Summary - Five Year Summary

Department	Division	2024	For Informational Purposes Only				Total	Future Projects
			2025	2026	2027	2028		
Executive	Information Technology	\$1,400,000	\$1,400,000	\$1,400,000	\$1,400,000	\$1,400,000	\$7,000,000	\$0
Executive	Land Information	\$78,000	\$0	\$88,500	\$0	\$88,500	\$255,000	\$0
Finance/Administration	Economic Development - KABA	\$250,000	\$250,000	\$250,000	\$250,000	\$250,000	\$1,250,000	\$0
Human Services	Brookside Care Center	\$630,000	\$105,000	\$156,000	\$145,000	\$75,000	\$1,111,000	\$0
Human Services	Medical Examiner	\$55,000	\$0	\$0	\$0	\$0	\$55,000	\$0
Public Works/Development Services	Facilities	\$2,530,000	\$4,346,000	\$1,405,000	\$990,000	\$2,010,000	\$11,281,000	\$3,800,000
Public Works/Development Services	Facilities - Safety Building	\$1,448,000	\$760,000	\$435,000	\$1,035,000	\$535,000	\$4,213,000	\$0
Public Works/Development Services	Facilities - Human Services	\$1,850,000	\$30,000	\$0	\$0	\$0	\$1,880,000	\$0
Public Works/Development Services	Golf	\$1,724,000	\$1,710,000	\$1,695,000	\$652,000	\$625,000	\$6,406,000	\$0
Public Works/Development Services	Parks	\$4,728,000	\$2,550,000	\$3,895,000	\$1,490,000	\$1,245,000	\$13,908,000	\$5,840,000
Public Works/Development Services	Highway	\$10,986,000	\$14,387,000	\$17,593,500	\$19,715,000	\$26,249,000	\$88,930,500	\$6,251,000
Public Works/Development Services	Planning & Development	\$0	\$6,438,000	\$7,000,000	\$0	\$0	\$13,438,000	\$0
Public Works/Development Services	Capital Projects	\$150,000	\$200,000	\$200,000	\$200,000	\$200,000	\$950,000	\$0
Law Enforcement	Sheriff	\$1,699,000	\$1,753,000	\$1,668,000	\$1,638,000	\$1,697,500	\$8,455,500	\$0
Law Enforcement	Joint Services	\$355,000	\$0	\$0	\$0	\$0	\$355,000	\$0
Total Capital Outlay/Project Expense		\$27,883,000	\$33,929,000	\$35,786,000	\$27,515,000	\$34,375,000	\$159,488,000	\$15,891,000

Funding Sources								
Bonding		\$19,385,000	\$20,000,000	\$20,000,000	\$20,000,000	\$20,000,000	\$99,385,000	\$10,666,000
Revenues		\$3,861,000	\$11,659,000	\$13,631,000	\$6,763,000	\$13,750,000	\$49,664,000	\$5,225,000
Carryover/Reserves		\$4,637,000	\$2,270,000	\$2,155,000	\$752,000	\$625,000	\$10,439,000	\$0
Levy		\$0	\$0	\$0	\$0	\$0	\$0	\$0

Capital Outlay/Projects Plan Summary - Financing for Budget Year

Department	Division	2024 Capital Outlay	2024 Bonding	2024 Revenues	2024 Carryover/Res	2024 Levy Funded
Executive	Information Technology	\$1,400,000	\$1,400,000	\$0	\$0	\$0
Executive	Land Information	\$78,000	\$78,000	\$0	\$0	\$0
Finance & Administration	Economic Development - KABA	\$250,000	\$250,000	\$0	\$0	\$0
Human Services	Brookside Care Center	\$630,000	\$630,000	\$0	\$0	\$0
Human Services	Health	\$0	\$0	\$0	\$0	\$0
Human Services	Medical Examiner	\$55,000	\$55,000	\$0	\$0	\$0
Public Works/Development Services	Facilities	\$2,530,000	\$2,310,000	\$0	\$220,000	\$0
Public Works/Development Services	Facilities- Safety Building	\$1,448,000	\$1,105,000	\$0	\$343,000	\$0
Public Works/Development Services	Facilities- Human Services	\$1,850,000	\$0	\$0	\$1,850,000	\$0
Public Works/Development Services	Golf	\$1,724,000	\$0	\$0	\$1,724,000	\$0
Public Works/Development Services	Parks	\$4,728,000	\$2,978,000	\$1,250,000	\$500,000	\$0
Public Works/Development Services	Highway	\$10,986,000	\$8,375,000	\$2,611,000	\$0	\$0
Public Works/Development Services	Planning & Development	\$0	\$0	\$0	\$0	\$0
Public Works/Development Services	Capital Projects	\$150,000	\$150,000	\$0	\$0	\$0
Law Enforcement	Sheriff	\$1,699,000	\$1,699,000	\$0	\$0	\$0
Law Enforcement	Joint Services	\$355,000	\$355,000	\$0	\$0	\$0
Other	Under 25K	\$0	\$0	\$0	\$0	\$0
Total Financing		\$27,883,000	\$19,385,000	\$3,861,000	\$4,637,000	\$0

Kenosha County Five Year Capital Outlay/Projects Plan

Highlight = New For Budget Year

Department/Division Project Title	Project ID	2024 Budgeted Capital	2025 Information Only	2026 Information Only	2027 Information Only	2028 Information Only	Total Five Year	Future Projects
--------------------------------------	------------	-----------------------------	-----------------------------	-----------------------------	-----------------------------	-----------------------------	--------------------	--------------------

EXECUTIVE

Information Technology Division

Information Technology Projects	Info Tech-1	\$1,400,000	\$1,400,000	\$1,400,000	\$1,400,000	\$1,400,000	\$7,000,000	\$0
Bonding		\$1,400,000	\$1,400,000	\$1,400,000	\$1,400,000	\$1,400,000	\$7,000,000	\$0
Revenue		\$0	\$0	\$0	\$0	\$0	\$0	\$0
Carryover/Reserves		\$0	\$0	\$0	\$0	\$0	\$0	\$0
Levy		\$0	\$0	\$0	\$0	\$0	\$0	\$0
Expense		\$1,400,000	\$1,400,000	\$1,400,000	\$1,400,000	\$1,400,000	\$7,000,000	\$0

Project Title: Information Technology Projects

Project ID: Info Tech-1
Division: Information Technology
Project Lead: Ben Taggart

Project Scope and Description:

This project covers the installation or replacement of hardware and software to support the data, voice and video needs for all Kenosha County Departments. The project scope includes but is not limited to fiscal and payroll upgrades and modifications, Human Services system upgrades and modifications, countywide network, software and hardware improvements and replacements, law enforcement, court and judicial system upgrades and modifications and various departmental projects and data processing services. Every department and employee depends upon one or more computer systems to efficiently perform their jobs. It is necessary to select, implement and maintain these systems in order to provide the appropriate service levels to the public. Detail of the capital projects included in the 2024 budget can be referenced in the Appendix.

Funding	Account String	2024	2025	2026	2027	2028	Total	Future
Expense	411-040-0480-581700	\$1,400,000	\$1,400,000	\$1,400,000	\$1,400,000	\$1,400,000	\$7,000,000	\$0
Bonding	411-040-0480-440000	\$1,400,000	\$1,400,000	\$1,400,000	\$1,400,000	\$1,400,000	\$7,000,000	\$0
Revenue		\$0	\$0	\$0	\$0	\$0	\$0	\$0
Carryover/Reserves		\$0	\$0	\$0	\$0	\$0	\$0	\$0
Levy		\$0	\$0	\$0	\$0	\$0	\$0	\$0

Kenosha County Five Year Capital Outlay/Projects Plan

Highlight = New For Budget Year

Department/Division Project Title	Project ID	2024 Budgeted Capital	2025 Information Only	2026 Information Only	2027 Information Only	2028 Information Only	Total Five Year	Future Projects
--------------------------------------	------------	-----------------------------	-----------------------------	-----------------------------	-----------------------------	-----------------------------	--------------------	--------------------

EXECUTIVE

Land Information Division

Photo Imagery	Land Info-1	\$48,000	\$0	\$88,500	\$0	\$88,500	\$225,000	\$0
LiDAR Acquisition	Land Info-2	\$30,000	\$0	\$0	\$0	\$0	\$30,000	\$0
Bonding		\$78,000	\$0	\$88,500	\$0	\$88,500	\$255,000	\$0
Revenue		\$0	\$0	\$0	\$0	\$0	\$0	\$0
Carryover/Reserves		\$0	\$0	\$0	\$0	\$0	\$0	\$0
Levy		\$0	\$0	\$0	\$0	\$0	\$0	\$0
Expense		\$78,000	\$0	\$88,500	\$0	\$88,500	\$255,000	\$0

TOTAL EXECUTIVE								
Bonding		\$1,478,000	\$1,400,000	\$1,488,500	\$1,400,000	\$1,488,500	\$7,255,000	\$0
Revenue		\$0	\$0	\$0	\$0	\$0	\$0	\$0
Carryover/Reserves		\$0	\$0	\$0	\$0	\$0	\$0	\$0
Levy		\$0	\$0	\$0	\$0	\$0	\$0	\$0
Expense		\$1,478,000	\$1,400,000	\$1,488,500	\$1,400,000	\$1,488,500	\$7,255,000	\$0

Project Title: Photo Imagery

Project ID: Land Info-1
Division: Land Information
Project Lead: Scott Schutze

Project Scope and Description:

This project involves the periodic taking of aerial photos and images of all properties in Kenosha County. This project is typically completed every two years in conjunction with a similar effort by SEWRPC. These photos and images serve a business purpose for many County departments, as well as, the private sector businesses and the general public. Due to economic growth in the area it is necessary to update these datasets and provide current information for planning purposes. If this information is not correct, current interactive maps, property inquiries and 911 services will depend upon existing, possibly outdated information when providing assistance to various user groups. Cost sharing and carryover funds will be applied to minimize the required bonding needed to complete this project.

Funding	Account String	2024	2025	2026	2027	2028	Total	Future
Expense	411-050-0550-581810	\$48,000	\$0	\$88,500	\$0	\$88,500	\$225,000	\$0
Bonding	411-050-0550-440000	\$48,000	\$0	\$88,500	\$0	\$88,500	\$225,000	\$0
Revenue		\$0	\$0	\$0	\$0	\$0	\$0	\$0
Carryover/Reserves		\$0	\$0	\$0	\$0	\$0	\$0	\$0
Levy		\$0	\$0	\$0	\$0	\$0	\$0	\$0

Project Title: LiDAR Acquisition

Project ID: Land Info-2
Division: Land Information
Project Lead: Scott Schutze

Project Scope and Description:

This project is new to the five year capital improvement plan and in 2024, to take advantage of the cost sharing available to the Southeast counties at this time. This proposal seeks to acquire LiDAR elevation data of the entire County for use in County business systems. These datasets will facilitate floodplain modeling, line-of sight analysis, 3D visualization, vegetation detection, economic development, and much more. They were last collected in 2017 and are generally updated every 10 years. The County has elected to update early as waiting a few years to collect the data ourselves could require completing without the cost-sharing opportunity. Collecting the data on our own would require the County to expend \$98,700.

Funding	Account String	2024	2025	2026	2027	2028	Total	Future
Expense	411-050-0550-581810	\$30,000	\$0	\$0	\$0	\$0	\$30,000	\$0
Bonding	411-050-0550-440000	\$30,000	\$0	\$0	\$0	\$0	\$30,000	\$0
Revenue		\$0	\$0	\$0	\$0	\$0	\$0	\$0
Carryover/Reserves		\$0	\$0	\$0	\$0	\$0	\$0	\$0
Levy		\$0	\$0	\$0	\$0	\$0	\$0	\$0

Kenosha County Five Year Capital Outlay/Projects Plan

Highlight = New For Budget Year

Department/Division Project Title	Project ID	2024 Budgeted Capital	2025 Information Only	2026 Information Only	2027 Information Only	2028 Information Only	Total Five Year	Future Projects
--------------------------------------	------------	-----------------------------	-----------------------------	-----------------------------	-----------------------------	-----------------------------	--------------------	--------------------

FINANCE & ADMINISTRATION

Economic Development - KABA

KABA - High Impact Fund	KABA-1	\$250,000	\$250,000	\$250,000	\$250,000	\$250,000	\$1,250,000	\$0
Bonding		\$250,000	\$250,000	\$250,000	\$250,000	\$250,000	\$1,250,000	\$0
Revenue		\$0	\$0	\$0	\$0	\$0	\$0	\$0
Carryover/Reserves		\$0	\$0	\$0	\$0	\$0	\$0	\$0
Levy		\$0	\$0	\$0	\$0	\$0	\$0	\$0
Expense		\$250,000	\$250,000	\$250,000	\$250,000	\$250,000	\$1,250,000	\$0

TOTAL FINANCE & ADMINISTRATION								
Bonding		\$250,000	\$250,000	\$250,000	\$250,000	\$250,000	\$1,250,000	\$0
Revenue		\$0	\$0	\$0	\$0	\$0	\$0	\$0
Carryover/Reserves		\$0	\$0	\$0	\$0	\$0	\$0	\$0
Levy		\$0	\$0	\$0	\$0	\$0	\$0	\$0
Expense		\$250,000	\$250,000	\$250,000	\$250,000	\$250,000	\$1,250,000	\$0

Project Title: KABA - High Impact Fund

Project ID: KABA-1
Division: Economic Development
Project Lead: Todd Battle

Project Scope and Description:

Through this program, Kenosha County contributes to KABA's High Impact Fund which is used to attract new businesses and encourage economic development in the County. This fund helps to promote a higher standard of living and economic health of the region. The High Impact Fund can be used in several areas including but not limited to: development of human capital, critical infrastructure and regional competitiveness. Without this contribution, KABA must depend upon funding from other sources to continue its work in the area of economic development.

One example of what KABA's partnership has been able to bring to the County is the Kenosha Uptown Lofts & Retail on 22nd Avenue. Kenosha Uptown Lofts & Retail is a \$30M mixed-use development that will provide 71 new one-, two-, and three-bedroom affordable apartments with secure underground parking to residents with incomes equal to 60% of the county median income (\$37,620 annual salary for an individual/\$53,700 for a family of four). The first floor will activate the street with a new grocery store and a new restaurant so as to eliminate the current "Food Desert" designation for this area. The first floor will also have a new library branch which will specialize in programming for children from Kindergarten to Grade Five.

Funding	Account String	2024	2025	2026	2027	2028	Total	Future
Expense	411-110-1190-581980	\$250,000	\$250,000	\$250,000	\$250,000	\$250,000	\$1,250,000	\$0
Bonding	411-110-1190-440000	\$250,000	\$250,000	\$250,000	\$250,000	\$250,000	\$1,250,000	\$0
Revenue		\$0	\$0	\$0	\$0	\$0	\$0	\$0
Carryover/Reserves		\$0	\$0	\$0	\$0	\$0	\$0	\$0
Levy		\$0	\$0	\$0	\$0	\$0	\$0	\$0

Kenosha County Five Year Capital Outlay/Projects Plan

Highlight = New For Budget Year

Department/Division Project Title	Project ID	2024 Budgeted Capital	2025 Information Only	2026 Information Only	2027 Information Only	2028 Information Only	Total Five Year	Future Projects
--------------------------------------	------------	-----------------------------	-----------------------------	-----------------------------	-----------------------------	-----------------------------	--------------------	--------------------

DEPARTMENT OF HUMAN SERVICES

Brookside Care Center

Sprinkler Pipe Replacement	Brookside-1	\$50,000	\$0	\$0	\$0	\$0	\$50,000	\$0
Furniture/Equipment Replacement	Brookside-2	\$55,000	\$55,000	\$25,000	\$25,000	\$25,000	\$185,000	\$0
Building Improvements	Brookside-3	\$75,000	\$50,000	\$50,000	\$50,000	\$50,000	\$275,000	\$0
Generator Replacement	Brookside-4	\$200,000	\$0	\$0	\$0	\$0	\$200,000	\$0
Roof Replacement	Brookside-5	\$250,000	\$0	\$0	\$0	\$0	\$250,000	\$0
Skid-Steer	Brookside-6	\$0	\$0	\$81,000	\$0	\$0	\$81,000	\$0
Water Heaters	Brookside-7	\$0	\$0	\$0	\$70,000	\$0	\$70,000	\$0
Bonding		\$630,000	\$105,000	\$156,000	\$145,000	\$75,000	\$1,111,000	\$0
Revenue		\$0	\$0	\$0	\$0	\$0	\$0	\$0
Carryover/Reserves		\$0	\$0	\$0	\$0	\$0	\$0	\$0
Levy		\$0	\$0	\$0	\$0	\$0	\$0	\$0
Expense		\$630,000	\$105,000	\$156,000	\$145,000	\$75,000	\$1,111,000	\$0

Project Title: Sprinkler Pipe Replacement

Project ID: Brookside-1
Division: Brookside
Project Lead: Lynda Bogdala

Project Scope and Description:

This project was included in the 2023 capital improvement plan and allows for the replacement of deteriorating sections of the sprinkler pipes in the old/East section of the building. The existing system is original to the building and needs to be replaced. Failure of these pipes would result in serious safety issues to staff and residents. These are the remaining funds needed to complete the project in early 2024.

Funding	Account String	2024	2025	2026	2027	2028	Total	Future
Expense	608-605-6080-582200	\$50,000	\$0	\$0	\$0	\$0	\$50,000	\$0
Bonding	608-605-6080-440000	\$50,000	\$0	\$0	\$0	\$0	\$50,000	\$0
Revenue		\$0	\$0	\$0	\$0	\$0	\$0	\$0
Carryover/Reserves		\$0	\$0	\$0	\$0	\$0	\$0	\$0
Levy		\$0	\$0	\$0	\$0	\$0	\$0	\$0

Project Title: Furniture/Equipment Replacement

Project ID: Brookside-2
Division: Brookside
Project Lead: Lynda Bogdala

Project Scope and Description:

Purchase replacement furniture and equipment that is used for both residential and facility purposes. Effective and efficient ongoing operations require that certain furniture items or pieces of equipment be replaced on a regular basis. In each of the five years, furniture and equipment costing \$25,000 will be replaced. In 2024, one specialized tub will be replaced at a cost of \$30,000.

Funding	Account String	2024	2025	2026	2027	2028	Total	Future
Expense	608-605-6080-580010	\$55,000	\$55,000	\$25,000	\$25,000	\$25,000	\$185,000	\$0
Bonding	608-605-6080-440000	\$55,000	\$55,000	\$25,000	\$25,000	\$25,000	\$185,000	\$0
Revenue		\$0	\$0	\$0	\$0	\$0	\$0	\$0
Carryover/Reserves		\$0	\$0	\$0	\$0	\$0	\$0	\$0
Levy		\$0	\$0	\$0	\$0	\$0	\$0	\$0

Project Title: Building Improvements

Project ID: Brookside-3
Division: Brookside
Project Lead: Lynda Bogdala

Project Scope and Description:

In order to preserve the Brookside facility and provide a safe working and visiting environment for employees and the public, improvements must be made on a continual basis. These improvements include, but are not limited to: carpet, flooring, sinks, windows, door replacement and limited remodeling.

Funding	Account String	2024	2025	2026	2027	2028	Total	Future
Expense	608-605-6080-582200	\$75,000	\$50,000	\$50,000	\$50,000	\$50,000	\$275,000	\$0
Bonding	608-605-6080-440000	\$75,000	\$50,000	\$50,000	\$50,000	\$50,000	\$275,000	\$0
Revenue		\$0	\$0	\$0	\$0	\$0	\$0	\$0
Carryover/Reserves		\$0	\$0	\$0	\$0	\$0	\$0	\$0
Levy		\$0	\$0	\$0	\$0	\$0	\$0	\$0

Project Title: Generator Replacement

Project ID: Brookside-4
Division: Brookside
Project Lead: Lynda Bogdala

Project Scope and Description:

As apart of the 2023 capital improvement plan, replacement of the generator for the old/East section of Brookside was approved, as it is over thirty years old and was salvaged from the original Brookside building. This generator is not capable of effectively servicing the existing space and specific equipment. Parts are difficult to find and a failure of this system would present significant operational and safety issues. Design work has been completed and new equipment has been set to purchase with delivery dates in the middle of 2024. The 2024 funds are reserved to cover any unforeseen overages at this time and not delay the process as it is critical to healthcare operations. Any funds not required to complete the project will not be bonded.

Funding	Account String	2024	2025	2026	2027	2028	Total	Future
Expense	608-605-6080-582200	\$200,000	\$0	\$0	\$0	\$0	\$200,000	\$0
Bonding	608-605-6080-440000	\$200,000	\$0	\$0	\$0	\$0	\$200,000	\$0
Revenue		\$0	\$0	\$0	\$0	\$0	\$0	\$0
Carryover/Reserves		\$0	\$0	\$0	\$0	\$0	\$0	\$0
Levy		\$0	\$0	\$0	\$0	\$0	\$0	\$0

Project Title: Roof Replacement

Project ID: Brookside-5
Division: Brookside
Project Lead: Lynda Bogdala

Project Scope and Description:

The roof over the old/East section of Brookside is beyond it's useful life and deteriorating. Current repair and maintenance costs are increasing. In 2022, \$480,000 was budgeted to replace this roof. The low bid for the project exceeded the original budget. The requested 2024 budget will cover the additional cost needed for completion. Allowing the existing roof to remain as is could cause leaks and damage to the inside of the facility.

Funding	Account String	2024	2025	2026	2027	2028	Total	Future
Expense	608-605-6080-582200	\$250,000	\$0	\$0	\$0	\$0	\$250,000	\$0
Bonding	608-605-6080-440000	\$250,000	\$0	\$0	\$0	\$0	\$250,000	\$0
Revenue		\$0	\$0	\$0	\$0	\$0	\$0	\$0
Carryover/Reserves		\$0	\$0	\$0	\$0	\$0	\$0	\$0
Levy		\$0	\$0	\$0	\$0	\$0	\$0	\$0

Project Title: Skid-Steer

Project ID: Brookside-6
Division: Brookside
Project Lead: Lynda Bogdala

Project Scope and Description:

The Brookside campus currently does not have a skid-steer for it's facility use. Adding this piece of equipment would greatly improve building and grounds efficiency processes by being better equipped, especially in the winter seasons with snow removal. Because of the layout of the Brookside campus, often snow must be lifted and relocated rather than simply blown or pushed. Currently if a skid-steer is needed at the Brookside campus, it must be loaded from another location and transported over, causing delays with multiple campus operations.

Funding	Account String	2024	2025	2026	2027	2028	Total	Future
Expense	608-605-6080-580050	\$0	\$0	\$81,000	\$0	\$0	\$81,000	\$0
Bonding	608-605-6080-440000	\$0	\$0	\$81,000	\$0	\$0	\$81,000	\$0
Revenue		\$0	\$0	\$0	\$0	\$0	\$0	\$0
Carryover/Reserves		\$0	\$0	\$0	\$0	\$0	\$0	\$0
Levy		\$0	\$0	\$0	\$0	\$0	\$0	\$0

Project Title:	Water Heaters
-----------------------	----------------------

Project ID: Brookside-7
Division: Brookside
Project Lead: Lynda Bogdala

Project Scope and Description:

The water heaters at the Brookside facility are original to the building, past their useful life and in need of replacing. As apart of the County's replacement plan, these are due to be replaced by 2027.

Funding	Account String	2024	2025	2026	2027	2028	Total	Future
Expense	608-605-6080-582200	\$0	\$0	\$0	\$70,000	\$0	\$70,000	\$0
Bonding	608-605-6080-440000	\$0	\$0	\$0	\$70,000	\$0	\$70,000	\$0
Revenue		\$0	\$0	\$0	\$0	\$0	\$0	\$0
Carryover/Reserves		\$0	\$0	\$0	\$0	\$0	\$0	\$0
Levy		\$0	\$0	\$0	\$0	\$0	\$0	\$0

Kenosha County Five Year Capital Outlay/Projects Plan

Highlight = New For Budget Year

Department/Division Project Title	Project ID	2024 Budgeted Capital	2025 Information Only	2026 Information Only	2027 Information Only	2028 Information Only	Total Five Year	Future Projects
--------------------------------------	------------	-----------------------------	-----------------------------	-----------------------------	-----------------------------	-----------------------------	--------------------	--------------------

DEPARTMENT OF HUMAN SERVICES

Office of Medical Examiner

Medical Examiner - Vehicle	Med Exam-1	\$55,000	\$0	\$0	\$0	\$0	\$55,000	\$0
Bonding		\$55,000	\$0	\$0	\$0	\$0	\$55,000	\$0
Revenue		\$0	\$0	\$0	\$0	\$0	\$0	\$0
Carryover/Reserves		\$0	\$0	\$0	\$0	\$0	\$0	\$0
Levy		\$0	\$0	\$0	\$0	\$0	\$0	\$0
Expense		\$55,000	\$0	\$0	\$0	\$0	\$55,000	\$0

TOTAL DEPARTMENT OF HUMAN SERVICES								
Bonding		\$685,000	\$105,000	\$156,000	\$145,000	\$75,000	\$1,166,000	\$0
Revenue		\$0	\$0	\$0	\$0	\$0	\$0	\$0
Carryover/Reserves		\$0	\$0	\$0	\$0	\$0	\$0	\$0
Levy		\$0	\$0	\$0	\$0	\$0	\$0	\$0
Expense		\$685,000	\$105,000	\$156,000	\$145,000	\$75,000	\$1,166,000	\$0

Project Title: Medical Examiner - Vehicle

Project ID: Med Exam-1
Division: Medical Examiner
Project Lead: Patricia Hall

Project Scope and Description:

The Medical Examiner currently operates two vans used for transport purposes. One was replaced in 2021 and the second is aging and in need of constant repairs. In 2024, the second vehicle will be replaced. If not replaced, service will be interrupted when vehicles are under repair.

Funding	Account String	2024	2025	2026	2027	2028	Total	Future
Expense	411-510-5150-581390	\$55,000	\$0	\$0	\$0	\$0	\$55,000	\$0
Bonding	411-510-5150-440000	\$55,000	\$0	\$0	\$0	\$0	\$55,000	\$0
Revenue		\$0	\$0	\$0	\$0	\$0	\$0	\$0
Carryover/Reserves		\$0	\$0	\$0	\$0	\$0	\$0	\$0
Levy		\$0	\$0	\$0	\$0	\$0	\$0	\$0

Kenosha County Five Year Capital Outlay/Projects Plan

Highlight = New For Budget Year

Department/Division Project Title	Project ID	2024 Budgeted Capital	2025 Information Only	2026 Information Only	2027 Information Only	2028 Information Only	Total Five Year	Future Projects
--------------------------------------	------------	-----------------------------	-----------------------------	-----------------------------	-----------------------------	-----------------------------	--------------------	--------------------

DEPARTMENT OF PUBLIC WORKS & DEVELOPMENT SERVICES

Facilities Division

Emergency Siren - 60th Street	Facilities-1	\$35,000	\$0	\$0	\$0	\$0	\$35,000	\$0
Replace Roofs - Cold Storage/Radio Tower KCC	Facilities-2	\$50,000	\$300,000	\$0	\$0	\$0	\$350,000	\$0
Highway Garage Doors	Facilities-3	\$80,000	\$80,000	\$80,000	\$0	\$0	\$240,000	\$0
Civic Center Development	Facilities-4	\$50,000	\$100,000	\$100,000	\$100,000	\$100,000	\$450,000	\$0
Replace Roof - KCDC	Facilities-5	\$100,000	\$900,000	\$0	\$0	\$0	\$1,000,000	\$0
Protective Film - PSB/PreTrial/KCCH	Facilities-6	\$100,000	\$0	\$0	\$0	\$0	\$100,000	\$0
Replace Air Conditioning Units - Pre-Trial	Facilities-7	\$100,000	\$900,000	\$0	\$0	\$0	\$1,000,000	\$0
HVAC Infrared Heaters - KCC Highway Garage	Facilities-8	\$175,000	\$0	\$0	\$0	\$0	\$175,000	\$0
Building Improvements - Civic Center	Facilities-9	\$200,000	\$200,000	\$200,000	\$200,000	\$200,000	\$1,000,000	\$0
Radio System Redundancy	Facilities-10	\$220,000	\$0	\$0	\$0	\$0	\$220,000	\$0
Housing Placement	Facilities-11	\$220,000	\$0	\$0	\$0	\$0	\$220,000	\$0
Housing Placement - Reserves	Facilities-11	(\$220,000)	\$0	\$0	\$0	\$0	(\$220,000)	\$0
Replace Courthouse South Entrance and Ramp	Facilities-12	\$250,000	\$0	\$0	\$0	\$0	\$250,000	\$0
HVAC Replacement - KCDC	Facilities-13	\$950,000	\$0	\$0	\$0	\$0	\$950,000	\$0
Emergency Management Panel Modifications - KCDC	Facilities-14	\$0	\$75,000	\$0	\$0	\$0	\$75,000	\$0
Skid-Steer	Facilities-15	\$0	\$81,000	\$0	\$0	\$0	\$81,000	\$0
Replace Fire Detection System Devices	Facilities-16	\$0	\$185,000	\$0	\$0	\$0	\$185,000	\$0
KCC Office Renovation	Facilities-17	\$0	\$725,000	\$725,000	\$0	\$0	\$1,450,000	\$0
KCC Office Renovation - Revenue	Facilities-17	\$0	(\$125,000)	(\$125,000)	\$0	\$0	(\$250,000)	\$0
Replace Chiller - Molinaro Building	Facilities-18	\$0	\$800,000	\$0	\$0	\$0	\$800,000	\$0
Replace Hot Water System - KCDC	Facilities-19	\$0	\$0	\$300,000	\$0	\$0	\$300,000	\$0
Mowers and Equipment	Facilities-20	\$0	\$0	\$0	\$20,000	\$0	\$20,000	\$0
Cargo Van	Facilities-21	\$0	\$0	\$0	\$35,000	\$35,000	\$70,000	\$0
Air Handler Overhauls - KCC	Facilities-22	\$0	\$0	\$0	\$60,000	\$0	\$60,000	\$0
Branch 5 A/C Unit - KCCH	Facilities-23	\$0	\$0	\$0	\$75,000	\$0	\$75,000	\$0
Generator Replacement - Pre-Trial/KCDC/KCCH	Facilities-24	\$0	\$0	\$0	\$500,000	\$1,300,000	\$1,800,000	\$0
Boilers - KCC	Facilities-25	\$0	\$0	\$0	\$0	\$75,000	\$75,000	\$0
Secure Lobby - KCDC	Facilities-26	\$0	\$0	\$0	\$0	\$300,000	\$300,000	\$0
Ceremonial Courtroom Restoration	Facilities-27	\$0	\$0	\$0	\$0	\$0	\$0	\$3,800,000
Ceremonial Courtroom Restoration - Revenue	Facilities-27	\$0	\$0	\$0	\$0	\$0	\$0	(\$2,025,000)

Bonding	\$2,310,000	\$4,221,000	\$1,280,000	\$990,000	\$2,010,000	\$10,811,000	\$1,775,000
Revenue	\$0	\$125,000	\$125,000	\$0	\$0	\$250,000	\$2,025,000
Carryover/Reserves	\$220,000	\$0	\$0	\$0	\$0	\$220,000	\$0
Levy	\$0	\$0	\$0	\$0	\$0	\$0	\$0
Expense	\$2,530,000	\$4,346,000	\$1,405,000	\$990,000	\$2,010,000	\$11,281,000	\$3,800,000

Project Title: Emergency Siren - 60th Street

Project ID: Facilities-1
Division: Facilities
Project Lead: Shelly Billingsley

Project Scope and Description:

This is a new item to the capital improvement plan and in 2024, as it was recently addressed after the demolition and reconstruction of the 60th Street fire station in 2023. Previously, the emergency siren was located on the fire station and when re-constructed, was not re-installed, leaving a void within the community for emergency notification. This project will install a new siren further down 60th Street near the Kenosha County Communications Tower and fill that void.

Funding	Account String	2024	2025	2026	2027	2028	Total	Future
Expense	411-790-7925-580050	\$35,000	\$0	\$0	\$0	\$0	\$35,000	\$0
Bonding	411-790-7925-440000	\$35,000	\$0	\$0	\$0	\$0	\$35,000	\$0
Revenue		\$0	\$0	\$0	\$0	\$0	\$0	\$0
Carryover/Reserves		\$0	\$0	\$0	\$0	\$0	\$0	\$0
Levy		\$0	\$0	\$0	\$0	\$0	\$0	\$0

Project Title: Replace Roofs - Cold Storage/Radio Tower KCC

Project ID: Facilities-2
Division: Facilities
Project Lead: Frank Martinelli

Project Scope and Description:

Replace the roofs of the cold storage and radio communications tower buildings at the Kenosha County Center as they are original to the building and past their useful life. These roofs were recommended as apart of the 10 year roof replacement survey completed by outside consultants in 2015. This project is new to 2024 as it was pushed out from future informational years upon balancing the capital improvement plan due to bonding limit constraints. The 2024 funds will be used to complete the engineering phase of the project with construction in 2025.

Funding	Account String	2024	2025	2026	2027	2028	Total	Future
Expense	411-790-7925-582200	\$50,000	\$300,000	\$0	\$0	\$0	\$350,000	\$0
Bonding	411-790-7925-440000	\$50,000	\$300,000	\$0	\$0	\$0	\$350,000	\$0
Revenue		\$0	\$0	\$0	\$0	\$0	\$0	\$0
Carryover/Reserves		\$0	\$0	\$0	\$0	\$0	\$0	\$0
Levy		\$0	\$0	\$0	\$0	\$0	\$0	\$0

Project Title: Highway Garage Doors**Project ID:** Facilities-3**Division:** Facilities**Project Lead:** Matt Sturino**Project Scope and Description:**

The large overhead doors in the Highway garage are original to the building, failing and need to be replaced. There are safety concerns to personnel and equipment if one of these doors were to fail at an unfortunate time. Four doors have been replaced from 2022-2023. The remaining funds will be used to replace three doors each year, for a total of thirteen upon final completion.

Funding	Account String	2024	2025	2026	2027	2028	Total	Future
Expense	411-790-7925-582200	\$80,000	\$80,000	\$80,000	\$0	\$0	\$240,000	\$0
Bonding	411-790-7925-440000	\$80,000	\$80,000	\$80,000	\$0	\$0	\$240,000	\$0
Revenue		\$0	\$0	\$0	\$0	\$0	\$0	\$0
Carryover/Reserves		\$0	\$0	\$0	\$0	\$0	\$0	\$0
Levy		\$0	\$0	\$0	\$0	\$0	\$0	\$0

Project Title: Civic Center Development**Project ID:** Facilities-4**Division:** Facilities**Project Lead:** Shelly Billingsley**Project Scope and Description:**

These are the costs associated with the development of Kenosha County facilities including, but not limited to, the acquisition of land and buildings, demolition of buildings, utility considerations, construction of parking lots and landscaping. The condition and appearance of County facilities affects the County's opportunities to market the community and increase operating efficiencies. This is an ongoing project and has been for many years. Although there is nothing specific at this time, the County is always looking for opportunities to beautify the area and improve its facilities.

Funding	Account String	2024	2025	2026	2027	2028	Total	Future
Expense	411-790-7925-582250	\$50,000	\$100,000	\$100,000	\$100,000	\$100,000	\$450,000	\$0
Bonding	411-790-7925-440000	\$50,000	\$100,000	\$100,000	\$100,000	\$100,000	\$450,000	\$0
Revenue		\$0	\$0	\$0	\$0	\$0	\$0	\$0
Carryover/Reserves		\$0	\$0	\$0	\$0	\$0	\$0	\$0
Levy		\$0	\$0	\$0	\$0	\$0	\$0	\$0

Project Title: Replace Roof - KCDC

Project ID: Facilities-5
Division: Facilities
Project Lead: Frank Martinelli

Project Scope and Description:

Replace the roof of the Kenosha County Detention Center. The existing roof is original to the building. This roof is past its useful life and needs constant patching and repair. The roof will be replaced after new HVAC equipment is installed in 2024. This project was recommended as part of the overall roof replacement survey conducted several years ago by third-party consultants. The 2024 funds will be used for engineering costs, with construction in 2025. If the roof is not replaced, repairs will continue to be made to prevent potential building damage.

Funding	Account String	2024	2025	2026	2027	2028	Total	Future
Expense	411-790-7925-582200	\$100,000	\$900,000	\$0	\$0	\$0	\$1,000,000	\$0
Bonding	411-790-7925-440000	\$100,000	\$900,000	\$0	\$0	\$0	\$1,000,000	\$0
Revenue		\$0	\$0	\$0	\$0	\$0	\$0	\$0
Carryover/Reserves		\$0	\$0	\$0	\$0	\$0	\$0	\$0
Levy		\$0	\$0	\$0	\$0	\$0	\$0	\$0

Project Title: Protective Film - PSB/PreTrial/KCCH

Project ID: Facilities-6
Division: Facilities
Project Lead: Frank Martinelli

Project Scope and Description:

This project is new to the capital improvement plan and in 2024 to continue to address security measures that the County buildings were exposed to during the 2020 civil unrest. Protective film used to keep glass windows and doors from shattering upon contact has already been applied to the first floors of the Kenosha Administration (KCAB) and Molinaro buildings in 2022. The 2024 funds will be used to apply the same protective film treatment to the first floors of the Public Safety (PSB), Pre-Trial, and Courthouse buildings to address all of the County buildings in the Civic Center square, helping keep employees and infrastructure safe.

Funding	Account String	2024	2025	2026	2027	2028	Total	Future
Expense	411-790-7925-582200	\$100,000	\$0	\$0	\$0	\$0	\$100,000	\$0
Bonding	411-790-7925-440000	\$100,000	\$0	\$0	\$0	\$0	\$100,000	\$0
Revenue		\$0	\$0	\$0	\$0	\$0	\$0	\$0
Carryover/Reserves		\$0	\$0	\$0	\$0	\$0	\$0	\$0
Levy		\$0	\$0	\$0	\$0	\$0	\$0	\$0

Project Title: Replace Air Conditioning Units - Pre-Trial

Project ID: Facilities-7
Division: Facilities
Project Lead: Matt Sturino

Project Scope and Description:

There are multiple air conditioning units at the PreTrial building that are at the end of their useful lives. Repair costs are increasing yearly. The Facilities Division closely monitors the conditions of these units and have determined the need for replacement by 2025. Failure to replace the units could result in downtime causing uncomfortable conditions for Sheriffs Administration, Intake Court, Jail Medical Center and multiple units for the jail. The 2024 funds will be used for engineering with the remainder in 2025 to complete the unit replacements.

Funding	Account String	2024	2025	2026	2027	2028	Total	Future
Expense	411-790-7925-582200	\$100,000	\$900,000	\$0	\$0	\$0	\$1,000,000	\$0
Bonding	411-790-7925-440000	\$100,000	\$900,000	\$0	\$0	\$0	\$1,000,000	\$0
Revenue		\$0	\$0	\$0	\$0	\$0	\$0	\$0
Carryover/Reserves		\$0	\$0	\$0	\$0	\$0	\$0	\$0
Levy		\$0	\$0	\$0	\$0	\$0	\$0	\$0

Project Title: HVAC Infrared Heaters - KCC Highway Garage

Project ID: Facilities-8
Division: Facilities
Project Lead: Matt Sturino

Project Scope and Description:

The current infrared heaters in the Highway garage are past their useful life, causing ignition and mechanism failures. These heaters are a key component to the winter operations process. The infrared helps heat both the building and the equipment allowing for ice, slush and other winter debris to be removed while being idle, allowing for quicker turn around for subsequent winter storm use. This is a two phase project with phase I being completed in 2023 and the final phase being completed in 2024.

Funding	Account String	2024	2025	2026	2027	2028	Total	Future
Expense	411-790-7925-582200	\$175,000	\$0	\$0	\$0	\$0	\$175,000	\$0
Bonding	411-790-7925-440000	\$175,000	\$0	\$0	\$0	\$0	\$175,000	\$0
Revenue		\$0	\$0	\$0	\$0	\$0	\$0	\$0
Carryover/Reserves		\$0	\$0	\$0	\$0	\$0	\$0	\$0
Levy		\$0	\$0	\$0	\$0	\$0	\$0	\$0

Project Title: Building Improvements - Civic Center

Project ID: Facilities-9
Division: Facilities
Project Lead: Matt Sturino

Project Scope and Description:

In order to preserve the Kenosha County Civic Center facilities and to provide a safe working and visiting environment for employees and the public, improvements must be made on a continual basis. These improvements include but are not limited to flooring replacement, door replacement, restroom remodeling, concrete replacement and other small scale building enhancements. If these improvements are not made, employees and the public will use the facilities as they currently exist. Repairs and maintenance will be made as needed.

Funding	Account String	2024	2025	2026	2027	2028	Total	Future
Expense	411-790-7925-582200	\$200,000	\$200,000	\$200,000	\$200,000	\$200,000	\$1,000,000	\$0
Bonding	411-790-7925-440000	\$200,000	\$200,000	\$200,000	\$200,000	\$200,000	\$1,000,000	\$0
Revenue		\$0	\$0	\$0	\$0	\$0	\$0	\$0
Carryover/Reserves		\$0	\$0	\$0	\$0	\$0	\$0	\$0
Levy		\$0	\$0	\$0	\$0	\$0	\$0	\$0

Project Title: Radio System Redundancy

Project ID: Facilities-10
Division: Facilities
Project Lead: Frank Martinelli

Project Scope and Description:

This project is new to the capital improvement plan and in 2024 as communication failures were exposed during a July 2023 storm. Currently all radio system controls are housed at the Kenosha County Center tower. During the 2023 storm, power was lost and although the generator was functioning as intended, circuits were blown which only allowed for radio communications to run on battery backup until drained and all emergency communications via radio were lost. This project is to install a second radio system control center at one of the other Kenosha County tower locations, early accommodations preferencing the 60th Street tower location, to provide backups to one another in case one is to go down again in the future and preserve emergency communications.

Funding	Account String	2024	2025	2026	2027	2028	Total	Future
Expense	411-790-7925-580050	\$220,000	\$0	\$0	\$0	\$0	\$220,000	\$0
Bonding	411-790-7925-440000	\$220,000	\$0	\$0	\$0	\$0	\$220,000	\$0
Revenue		\$0	\$0	\$0	\$0	\$0	\$0	\$0
Carryover/Reserves		\$0	\$0	\$0	\$0	\$0	\$0	\$0
Levy		\$0	\$0	\$0	\$0	\$0	\$0	\$0

Project Title: Housing Placement

Project ID: Facilities-11
Division: Facilities
Project Lead: Shelly Billingsley

Project Scope and Description:

The project is new to 2024 due to legal requirements the County has been ordered to follow. Upon release from a State Treatment Center, particular individuals must be supervised, monitored and housed to certain legal standards in the county in which they reside. There are currently four (4) individuals that courts have ordered supervised release for in Kenosha County. There is one individual with a very specific discharge order for placement on the Detention Center grounds in Kenosha County. Failure to abide by these court orders could result in penalties and fines against Kenosha County. These funds will cover costs of excavation for new side by side dwellings, as well as passageways to the residence. State funding may be available to offset the County's financial responsibility. The initial 2024 funds will be offset with funds from reserves.

Funding	Account String	2024	2025	2026	2027	2028	Total	Future
Expense	411-790-7925-582250	\$220,000	\$0	\$0	\$0	\$0	\$220,000	\$0
Bonding		\$0	\$0	\$0	\$0	\$0	\$0	\$0
Revenue		\$0	\$0	\$0	\$0	\$0	\$0	\$0
Carryover/Reserves	100-790-7920-449990	\$220,000	\$0	\$0	\$0	\$0	\$220,000	\$0
Levy		\$0	\$0	\$0	\$0	\$0	\$0	\$0

Project Title: Replace Courthouse South Entrance and Ramp

Project ID: Facilities-12
Division: Facilities
Project Lead: Matt Sturino

Project Scope and Description:

The ramp at the south entrance of the Kenosha County Courthouse is deteriorating and in need of replacement. Crumbling concrete and loose railings may cause safety issues. While there is not imminent danger, it is best to replace as soon as possible to reduce risk to the public and employees.

Funding	Account String	2024	2025	2026	2027	2028	Total	Future
Expense	411-790-7925-582200	\$250,000	\$0	\$0	\$0	\$0	\$250,000	\$0
Bonding	411-790-7925-440000	\$250,000	\$0	\$0	\$0	\$0	\$250,000	\$0
Revenue		\$0	\$0	\$0	\$0	\$0	\$0	\$0
Carryover/Reserves		\$0	\$0	\$0	\$0	\$0	\$0	\$0
Levy		\$0	\$0	\$0	\$0	\$0	\$0	\$0

Project Title: HVAC Replacement - KCDC

Project ID: Facilities-13
Division: Facilities
Project Lead: Frank Martinelli

Project Scope and Description:

There are multiple HVAC units that serve the Kenosha County Detention Center. These units are original to the building and are at the end of their useful lives. The risk of loss of service to this 24/7/365 operation is significant. This replacement began in 2022 and will continue in 2024 as the HVAC units, building controls and VAV boxes will all be replaced. The Facilities Division closely monitors the condition of all of the County's HVAC systems and follows an organized maintenance program to ensure usability. This will be the final phase of replacement. If not replaced costly repairs may occur.

Funding	Account String	2024	2025	2026	2027	2028	Total	Future
Expense	411-790-7925-582200	\$950,000	\$0	\$0	\$0	\$0	\$950,000	\$0
Bonding	411-790-7925-440000	\$950,000	\$0	\$0	\$0	\$0	\$950,000	\$0
Revenue		\$0	\$0	\$0	\$0	\$0	\$0	\$0
Carryover/Reserves		\$0	\$0	\$0	\$0	\$0	\$0	\$0
Levy		\$0	\$0	\$0	\$0	\$0	\$0	\$0

Project Title: Emergency Management Panel Modifications - KCDC

Project ID: Facilities-14
Division: Facilities
Project Lead: Matt Sturino

Project Scope and Description:

In 2023, a severe storm causing an extended power outage exposed numerous power deficiencies to the emergency back-up power system servicing areas throughout the Jail and Administration within the Kenosha County Detention Center (KCDC). Expansion and modifications to the circuits and emergency sub-panels must be addressed in order to keep the building backed up properly and avoid security risks. These funds will cover the engineering and modifications needed for the Sheriff's Department.

Funding	Account String	2024	2025	2026	2027	2028	Total	Future
Expense	411-790-7925-582200	\$0	\$75,000	\$0	\$0	\$0	\$75,000	\$0
Bonding	411-790-7925-440000	\$0	\$75,000	\$0	\$0	\$0	\$75,000	\$0
Revenue		\$0	\$0	\$0	\$0	\$0	\$0	\$0
Carryover/Reserves		\$0	\$0	\$0	\$0	\$0	\$0	\$0
Levy		\$0	\$0	\$0	\$0	\$0	\$0	\$0

Project Title: Skid-Steer

Project ID: Facilities-15

Division: Facilities

Project Lead: Matt Sturino

Project Scope and Description:

Replace one skid-steer for the Facilities division used primarily in the Civic Center. The skid-steer to be replaced is 30 years old and served past its useful life, requiring frequent repairs and maintenance.

Funding	Account String	2024	2025	2026	2027	2028	Total	Future
Expense	411-790-7925-580050	\$0	\$81,000	\$0	\$0	\$0	\$81,000	\$0
Bonding	411-790-7925-440000	\$0	\$81,000	\$0	\$0	\$0	\$81,000	\$0
Revenue		\$0	\$0	\$0	\$0	\$0	\$0	\$0
Carryover/Reserves		\$0	\$0	\$0	\$0	\$0	\$0	\$0
Levy		\$0	\$0	\$0	\$0	\$0	\$0	\$0

Project Title: Replace Fire Detection System Devices

Project ID: Facilities-16

Division: Facilities

Project Lead: Matt Sturino

Project Scope and Description:

The current fire system devices in the Pre-Trial building have become obsolete and replacement parts are no longer available. In 2022, all devices within the Molinaro building were replaced with new equipment. The old devices will be salvaged for replacement parts to keep the Pre-Trial devices operational until replaced in 2025.

Funding	Account String	2024	2025	2026	2027	2028	Total	Future
Expense	411-790-7925-582200	\$0	\$185,000	\$0	\$0	\$0	\$185,000	\$0
Bonding	411-790-7925-440000	\$0	\$185,000	\$0	\$0	\$0	\$185,000	\$0
Revenue		\$0	\$0	\$0	\$0	\$0	\$0	\$0
Carryover/Reserves		\$0	\$0	\$0	\$0	\$0	\$0	\$0
Levy		\$0	\$0	\$0	\$0	\$0	\$0	\$0

Project Title: KCC Office Renovation

Project ID: Facilities-17
Division: Facilities
Project Lead: Frank Martinelli

Project Scope and Description:

In 2019, the Planning and Development (P&D) and UW-Extension Divisions (UWX) were co-located in the existing P&D space at the Kenosha County Center (KCC). The move freed up the UWX space to be used for other County purposes. A plan is being developed to determine the best use of this and other open KCC space once the KCC generator has been implemented. Current enhancements may include: back up dispatch, election support, data room enhancements and sheriff's offices. In 2022, \$900,000 was budgeted for this project. The 2025 and 2026 budget amounts are estimates of the cost of potential future enhancements. Cooperative use of resources with Racine County is in discussion with funding offset.

Funding	Account String	2024	2025	2026	2027	2028	Total	Future
Expense	411-790-7925-582200	\$0	\$725,000	\$725,000	\$0	\$0	\$1,450,000	\$0
Bonding	411-790-7925-440000	\$0	\$600,000	\$600,000	\$0	\$0	\$1,200,000	\$0
Revenue	411-790-7925-446090	\$0	\$125,000	\$125,000	\$0	\$0	\$250,000	\$0
Carryover/Reserves		\$0	\$0	\$0	\$0	\$0	\$0	\$0
Levy		\$0	\$0	\$0	\$0	\$0	\$0	\$0

Project Title: Replace Chiller - Molinaro Building

Project ID: Facilities-18
Division: Facilities
Project Lead: Matt Sturino

Project Scope and Description:

The chiller at the Molinaro Building is approaching the end of its useful life. The Facilities Division monitors the age and condition of these pieces of equipment and recommends replacement no later than 2025. Failure to replace the unit could result in downtime causing uncomfortable conditions for employees and the public.

Funding	Account String	2024	2025	2026	2027	2028	Total	Future
Expense	411-790-7925-582200	\$0	\$800,000	\$0	\$0	\$0	\$800,000	\$0
Bonding	411-790-7925-440000	\$0	\$800,000	\$0	\$0	\$0	\$800,000	\$0
Revenue		\$0	\$0	\$0	\$0	\$0	\$0	\$0
Carryover/Reserves		\$0	\$0	\$0	\$0	\$0	\$0	\$0
Levy		\$0	\$0	\$0	\$0	\$0	\$0	\$0

Project Title: Replace Hot Water System - KCDC

Project ID: Facilities-19
Division: Facilities
Project Lead: Matt Sturino

Project Scope and Description:

The hot water system at the Kenosha County Detention Center is an intricate and complicated series of pipes, valves, tanks, pumps and motors that connects the hot water source (boiler) to the ultimate equipment (kitchen, laundry, showers, etc.). The source, piping and ultimate equipment are functioning properly but the "infrastructure" of valves, tanks, motors and pumps will have reached the end of its useful life and will need replacement in 2026. This is a 24/7/365 facility that cannot be shut down if hot water is not available. If not replaced, the existing system will be patched and repaired as needed depending upon the availability of parts and components.

Funding	Account String	2024	2025	2026	2027	2028	Total	Future
Expense	411-790-7925-582200	\$0	\$0	\$300,000	\$0	\$0	\$300,000	\$0
Bonding	411-790-7925-440000	\$0	\$0	\$300,000	\$0	\$0	\$300,000	\$0
Revenue		\$0	\$0	\$0	\$0	\$0	\$0	\$0
Carryover/Reserves		\$0	\$0	\$0	\$0	\$0	\$0	\$0
Levy		\$0	\$0	\$0	\$0	\$0	\$0	\$0

Project Title: Mowers and Equipment

Project ID: Facilities-20
Division: Facilities
Project Lead: Matt Sturino

Project Scope and Description:

The Division of Facilities owns a fleet of mowers to maintain the County grounds. The division maintains a detailed schedule of maintenance and replacement for all its vehicles and equipment. Annual replacement is necessary to minimize downtime, repairs and maintenance costs. The alternative to replacing mower equipment is to repair existing fleet of equipment which will impact operation costs. One mower will be replaced in 2027.

Funding	Account String	2024	2025	2026	2027	2028	Total	Future
Expense	411-790-7925-580050	\$0	\$0	\$0	\$20,000	\$0	\$20,000	\$0
Bonding	411-790-7925-440000	\$0	\$0	\$0	\$20,000	\$0	\$20,000	\$0
Revenue		\$0	\$0	\$0	\$0	\$0	\$0	\$0
Carryover/Reserves		\$0	\$0	\$0	\$0	\$0	\$0	\$0
Levy		\$0	\$0	\$0	\$0	\$0	\$0	\$0

Project Title: Cargo Van**Project ID:** Facilities-21**Division:** Facilities**Project Lead:** Matt Sturino**Project Scope and Description:**

The Facilities Division owns and operates a total of six cargo vans for maintenance transportation, some transferred from other County divisions upon replacement of their own fleet. This request is to replace one of the six vans as it will have over 250,000 miles at the time of replacement and past its useful life. If not replaced, repairs and maintenance will be required more consistently, increasing operational expenditures.

Funding	Account String	2024	2025	2026	2027	2028	Total	Future
Expense	411-790-7925-581390	\$0	\$0	\$0	\$35,000	\$35,000	\$70,000	\$0
Bonding	411-790-7925-440000	\$0	\$0	\$0	\$35,000	\$35,000	\$70,000	\$0
Revenue		\$0	\$0	\$0	\$0	\$0	\$0	\$0
Carryover/Reserves		\$0	\$0	\$0	\$0	\$0	\$0	\$0
Levy		\$0	\$0	\$0	\$0	\$0	\$0	\$0

Project Title: Air Handler Overhauls - KCC**Project ID:** Facilities-22**Division:** Facilities**Project Lead:** Matt Sturino**Project Scope and Description:**

The Facilities Division maintains a detailed list of all Kenosha County HVAC equipment inventory and replacement schedules. The air handler overhauls at Kenosha County Center (KCC) are original to the building and will have surpassed their useful life at their time of replacement in 2027. If not replaced on schedule, could result in uncomfortable conditions for employees and the public and increased repair costs.

Funding	Account String	2024	2025	2026	2027	2028	Total	Future
Expense	411-790-7925-582200	\$0	\$0	\$0	\$60,000	\$0	\$60,000	\$0
Bonding	411-790-7925-440000	\$0	\$0	\$0	\$60,000	\$0	\$60,000	\$0
Revenue		\$0	\$0	\$0	\$0	\$0	\$0	\$0
Carryover/Reserves		\$0	\$0	\$0	\$0	\$0	\$0	\$0
Levy		\$0	\$0	\$0	\$0	\$0	\$0	\$0

Project Title: Branch 5 A/C Unit - KCCH

Project ID: Facilities-23
Division: Facilities
Project Lead: Matt Sturino

Project Scope and Description:

The Facilities Division maintains a detailed list of all Kenosha County HVAC equipment inventory and replacement schedules. Several units at the Kenosha County Courthouse were rebuilt in 2018, with one remaining unit servicing Branch 5, scheduled to be replaced in 2027. This unit will be past its useful life and if not replaced on schedule, could result in uncomfortable conditions for employees and the public and increased repair costs.

Funding	Account String	2024	2025	2026	2027	2028	Total	Future
Expense	411-790-7925-582200	\$0	\$0	\$0	\$75,000	\$0	\$75,000	\$0
Bonding	411-790-7925-440000	\$0	\$0	\$0	\$75,000	\$0	\$75,000	\$0
Revenue		\$0	\$0	\$0	\$0	\$0	\$0	\$0
Carryover/Reserves		\$0	\$0	\$0	\$0	\$0	\$0	\$0
Levy		\$0	\$0	\$0	\$0	\$0	\$0	\$0

Project Title: Generator Replacement - Pre-Trial/KCDC/KCCH

Project ID: Facilities-24
Division: Facilities
Project Lead: Matt Sturino

Project Scope and Description:

The Facilities Division maintains a detailed equipment log which includes a history of repairs and potential times of replacement. Per this schedule, there are only three remaining generators that have not been replaced in recent years. The three remaining locations are Pre-Trial, Kenosha County Detention Center (KCDC), and Kenosha County Courthouse (KCCH). At their time of replacement in years 2027-2028, they will be beyond their useful life and failure to replace on schedule could result in operational delays and safety concerns detrimental to the County, with loss of power and no generator back-up.

Funding	Account String	2024	2025	2026	2027	2028	Total	Future
Expense	411-790-7925-582200	\$0	\$0	\$0	\$500,000	\$1,300,000	\$1,800,000	\$0
Bonding	411-790-7925-440000	\$0	\$0	\$0	\$500,000	\$1,300,000	\$1,800,000	\$0
Revenue		\$0	\$0	\$0	\$0	\$0	\$0	\$0
Carryover/Reserves		\$0	\$0	\$0	\$0	\$0	\$0	\$0
Levy		\$0	\$0	\$0	\$0	\$0	\$0	\$0

Project Title: Boilers - KCC

Project ID: Facilities-25
Division: Facilities
Project Lead: Matt Sturino

Project Scope and Description:

The Facilities Division maintains a detailed list of all Kenosha County HVAC equipment inventory and replacement schedules. The boilers at the Kenosha County Center (KCC) are original to the building and will have surpassed their useful life upon time of replacement in 2028. If not replaced on schedule, could result in safety concerns and/or uncomfortable conditions for the employees and the public and increased repair costs.

Funding	Account String	2024	2025	2026	2027	2028	Total	Future
Expense	411-790-7925-582200	\$0	\$0	\$0	\$0	\$75,000	\$75,000	\$0
Bonding	411-790-7925-440000	\$0	\$0	\$0	\$0	\$75,000	\$75,000	\$0
Revenue		\$0	\$0	\$0	\$0	\$0	\$0	\$0
Carryover/Reserves		\$0	\$0	\$0	\$0	\$0	\$0	\$0
Levy		\$0	\$0	\$0	\$0	\$0	\$0	\$0

Project Title: Secure Lobby - KCDC

Project ID: Facilities-26
Division: Facilities
Project Lead: Frank Martinelli

Project Scope and Description:

Install a protective barrier, Kevlar counter, bulletproof glass and other potential security protection equipment in the visitor's lobby of the Kenosha County Detention Center (KCDC). There currently is not adequate protection in this area to safeguard staff or visitors. Lack of installation risks the safety of staff, law enforcement personnel and the public.

Funding	Account String	2024	2025	2026	2027	2028	Total	Future
Expense	411-790-7925-582200	\$0	\$0	\$0	\$0	\$300,000	\$300,000	\$0
Bonding	411-790-7925-440000	\$0	\$0	\$0	\$0	\$300,000	\$300,000	\$0
Revenue		\$0	\$0	\$0	\$0	\$0	\$0	\$0
Carryover/Reserves		\$0	\$0	\$0	\$0	\$0	\$0	\$0
Levy		\$0	\$0	\$0	\$0	\$0	\$0	\$0

Project Title: Ceremonial Courtroom Restoration

Project ID: Facilities-27
Division: Facilities
Project Lead: Frank Martinelli

Project Scope and Description:

The Kenosha County Ceremonial Courtroom was remodeled in the mid-1960's and again in the 1990's. These remodelings included the installation of a new HVAC system and a drop ceiling to hide the new HVAC ductwork. These efforts significantly damaged the original muraled plaster ceiling and skylights. This project will replace the aging HVAC system and restore the Ceremonial Courtroom to its previous glory. The current plan for this project is to have one half of the expected cost paid for with donations, contributions or grants. If this revenue does not materialize, the project will not be undertaken. Several efforts are currently underway to secure this funding so construction can begin in 2025. Funding has been moved to future years to address bonding limit restrictions of future years.

Funding	Account String	2024	2025	2026	2027	2028	Total	Future
Expense	411-790-7925-582200	\$0	\$0	\$0	\$0	\$0	\$0	\$3,800,000
Bonding	411-790-7925-440000	\$0	\$0	\$0	\$0	\$0	\$0	\$1,775,000
Revenue	411-790-7925-448560	\$0	\$0	\$0	\$0	\$0	\$0	\$2,025,000
Carryover/Reserves		\$0	\$0	\$0	\$0	\$0	\$0	\$0
Levy		\$0	\$0	\$0	\$0	\$0	\$0	\$0

Kenosha County Five Year Capital Outlay/Projects Plan

Highlight = New For Budget Year

Department/Division Project Title	Project ID	2024 Budgeted Capital	2025 Information Only	2026 Information Only	2027 Information Only	2028 Information Only	Total Five Year	Future Projects
--------------------------------------	------------	-----------------------------	-----------------------------	-----------------------------	-----------------------------	-----------------------------	--------------------	--------------------

DEPARTMENT OF PUBLIC WORKS & DEVELOPMENT SERVICES

Facilities Division - Safety Building

Floor Sweeper	Fac Saf Bldg-1	\$21,000	\$0	\$0	\$0	\$0	\$21,000	\$0
UPS Batteries	Fac Saf Bldg-2	\$60,000	\$0	\$0	\$0	\$60,000	\$120,000	\$0
Dorm Enhancements	Fac Saf Bldg-3	\$110,000	\$360,000	\$360,000	\$360,000	\$0	\$1,190,000	\$0
Dorm Enhancements - Reserves	Fac Saf Bldg-3	(\$110,000)	\$0	\$0	\$0	\$0	(\$110,000)	\$0
Building Improvements - PSB	Fac Saf Bldg-4	\$182,000	\$75,000	\$75,000	\$75,000	\$75,000	\$482,000	\$0
Replace Air Handling Units and Controls	Fac Saf Bldg-5	\$375,000	\$225,000	\$0	\$0	\$0	\$600,000	\$0
Underground Storage Tanks	Fac Saf Bldg-6	\$700,000	\$0	\$0	\$0	\$0	\$700,000	\$0
Underground Storage Tanks - Reserves	Fac Saf Bldg-6	(\$233,000)	\$0	\$0	\$0	\$0	(\$233,000)	\$0
Remodel Employee Locker Area	Fac Saf Bldg-7	\$0	\$100,000	\$0	\$0	\$0	\$100,000	\$0
CRAC Replacement	Fac Saf Bldg-8	\$0	\$0	\$0	\$600,000	\$0	\$600,000	\$0
A/C Units Replacement	Fac Saf Bldg-9	\$0	\$0	\$0	\$0	\$400,000	\$400,000	\$0
Bonding		\$1,105,000	\$760,000	\$435,000	\$1,035,000	\$535,000	\$3,870,000	\$0
Revenue		\$0	\$0	\$0	\$0	\$0	\$0	\$0
Carryover/Reserves		\$343,000	\$0	\$0	\$0	\$0	\$343,000	\$0
Levy		\$0	\$0	\$0	\$0	\$0	\$0	\$0
Expense		\$1,448,000	\$760,000	\$435,000	\$1,035,000	\$535,000	\$4,213,000	\$0

Project Title: Floor Sweeper

Project ID: Fac Saf Bldg-1
Division: Facilities
Project Lead: Matt Sturino

Project Scope and Description:

This project is new to the capital improvement plan and in 2024 as the current floor sweeper is requiring more frequent repairs. This project will replace one floor sweeper for maintenance upkeep at the Public Safety Building and parking structure. The current piece of equipment is beyond it's useful life and unable to perform at adequate levels. If not replaced, the facility could experience downtime and increased repair costs.

Funding	Account String	2024	2025	2026	2027	2028	Total	Future
Expense	411-790-7935-580050	\$21,000	\$0	\$0	\$0	\$0	\$21,000	\$0
Bonding	411-790-7935-440000	\$21,000	\$0	\$0	\$0	\$0	\$21,000	\$0
Revenue		\$0	\$0	\$0	\$0	\$0	\$0	\$0
Carryover/Reserves		\$0	\$0	\$0	\$0	\$0	\$0	\$0
Levy		\$0	\$0	\$0	\$0	\$0	\$0	\$0

Project Title: UPS Batteries

Project ID: Fac Saf Bldg-2
Division: Facilities
Project Lead: Matt Sturino

Project Scope and Description:

This project is new to the capital improvement plan and in 2024. This project will replace the Uninterruptible Power Supply (UPS) battery back up systems located in the data center at the Public Safety Building. This system provides backup to all the network connections in time of power loss. If failure occurs, there is a risk of losing equipment facilities. These batteries must be replaced every five years as part of their normal maintenance.

Funding	Account String	2024	2025	2026	2027	2028	Total	Future
Expense	411-790-7935-582200	\$60,000	\$0	\$0	\$0	\$60,000	\$120,000	\$0
Bonding	411-790-7935-440000	\$60,000	\$0	\$0	\$0	\$60,000	\$120,000	\$0
Revenue		\$0	\$0	\$0	\$0	\$0	\$0	\$0
Carryover/Reserves		\$0	\$0	\$0	\$0	\$0	\$0	\$0
Levy		\$0	\$0	\$0	\$0	\$0	\$0	\$0

Project Title: Dorm Enhancements

Project ID: Fac Saf Bldg-3
Division: Facilities
Project Lead: Matt Sturino

Project Scope and Description:

There are several jail dorms located within the Public Safety Building. The plumbing and infrastructure of these dorms are original to the building and in need of replacement. This project is new to 2024 as there has been an increase in overflow and flooding within the dorms, which if left unattended will cause further issues to the building. In 2023, one dorm was completed as a trial to ensure the enhancements will work as intended. This will be a multi-year, multi-phase project over the next three years. In 2024, funding will be offset with reserve funds.

Funding	Account String	2024	2025	2026	2027	2028	Total	Future
Expense	411-790-7935-582200	\$110,000	\$360,000	\$360,000	\$360,000	\$0	\$1,190,000	\$0
Bonding	411-790-7935-440000	\$0	\$360,000	\$360,000	\$360,000	\$0	\$1,080,000	\$0
Revenue		\$0	\$0	\$0	\$0	\$0	\$0	\$0
Carryover/Reserves	425-790-7951-449990	\$110,000	\$0	\$0	\$0	\$0	\$110,000	\$0
Levy		\$0	\$0	\$0	\$0	\$0	\$0	\$0

Project Title: Building Improvements - PSB

Project ID: Fac Saf Bldg-4
Division: Facilities
Project Lead: Matt Sturino

Project Scope and Description:

This project is new to the capital improvement plan and in 2024 only due to previously being addressed on a year by year basis. The current capital plan now represents an annual improvement schedule. In order to preserve the Kenosha County Public Safety Building and to provide a safe working and visiting environment for employees and the public, improvements must be made on a continuing basis. These improvements include but are not limited to flooring replacement, door replacement, restroom remodeling, concrete replacement and other small scale building enhancements. If these improvements are not made, employees and the public will use the facilities as they currently exist. Repairs and maintenance will be made as needed.

Funding	Account String	2024	2025	2026	2027	2028	Total	Future
Expense	411-790-7935-582200	\$182,000	\$75,000	\$75,000	\$75,000	\$75,000	\$482,000	\$0
Bonding	411-790-7935-440000	\$182,000	\$75,000	\$75,000	\$75,000	\$75,000	\$482,000	\$0
Revenue		\$0	\$0	\$0	\$0	\$0	\$0	\$0
Carryover/Reserves		\$0	\$0	\$0	\$0	\$0	\$0	\$0
Levy		\$0	\$0	\$0	\$0	\$0	\$0	\$0

Project Title: Replace Air Handling Units and Controls

Project ID: Fac Saf Bldg-5
Division: Facilities
Project Lead: Matt Sturino

Project Scope and Description:

There are multiple air handling units, original to the building, that are at the end of their useful lives. Repair frequency and costs are increasing as time goes on. The Facilities Division closely monitors the conditions of these units and have determined the need for replacement of the AHU's and controls by 2025. The 2024 funds will cover engineering costs, as well as, a down payment on equipment as delivery schedules could take several months. Failure to replace the units could result in downtime and loss of service to employees and the public.

Funding	Account String	2024	2025	2026	2027	2028	Total	Future
Expense	411-790-7935-582200	\$375,000	\$225,000	\$0	\$0	\$0	\$600,000	\$0
Bonding	411-790-7935-440000	\$375,000	\$225,000	\$0	\$0	\$0	\$600,000	\$0
Revenue		\$0	\$0	\$0	\$0	\$0	\$0	\$0
Carryover/Reserves		\$0	\$0	\$0	\$0	\$0	\$0	\$0
Levy		\$0	\$0	\$0	\$0	\$0	\$0	\$0

Project Title: Underground Storage Tanks

Project ID: Fac Saf Bldg-6
Division: Facilities
Project Lead: Matt Sturino

Project Scope and Description:

The underground fuel tanks at the Public Safety Building (PSB) were installed in the early 1980s and are past their useful lives, becoming safety and liability concerns. In order to be in regulation with the current standards and with the County's insurance policy, these tanks must be replaced by 2024. Funding will be partially offset with reserve funds.

Funding	Account String	2024	2025	2026	2027	2028	Total	Future
Expense	411-790-7935-582200	\$700,000	\$0	\$0	\$0	\$0	\$700,000	\$0
Bonding	411-790-7935-440000	\$467,000	\$0	\$0	\$0	\$0	\$467,000	\$0
Revenue		\$0	\$0	\$0	\$0	\$0	\$0	\$0
Carryover/Reserves	425-790-7951-449990	\$233,000	\$0	\$0	\$0	\$0	\$233,000	\$0
Levy		\$0	\$0	\$0	\$0	\$0	\$0	\$0

Project Title: Remodel Employee Locker Area

Project ID: Fac Saf Bldg-7
Division: Facilities
Project Lead: Frank Martinelli

Project Scope and Description:

The existing locker area in the Public Safety Building (PSB) should be remodeled to meet employee needs (County, City and Joint Services). An initial budget of \$250,000 was approved in 2021, which will cover design work in 2023 and construction in 2024. Preliminary additional funds have been included in 2025 as further project details are being determined.

Funding	Account String	2024	2025	2026	2027	2028	Total	Future
Expense	411-790-7935-582200	\$0	\$100,000	\$0	\$0	\$0	\$100,000	\$0
Bonding	411-790-7935-440000	\$0	\$100,000	\$0	\$0	\$0	\$100,000	\$0
Revenue		\$0	\$0	\$0	\$0	\$0	\$0	\$0
Carryover/Reserves		\$0	\$0	\$0	\$0	\$0	\$0	\$0
Levy		\$0	\$0	\$0	\$0	\$0	\$0	\$0

Project Title: CRAC Replacement

Project ID: Fac Saf Bldg-8
Division: Facilities
Project Lead: Matt Sturino

Project Scope and Description:

Computer Room Air Conditioner (CRAC) units are instrumental pieces of equipment in keeping the IT infrastructure working at peak performance. Failure of these devices could cause many issues to the network and operational duties within the building. Upon replacement, these units will be at the end of their useful life, last replaced in 2011 and with a life expectancy of 15 years.

Funding	Account String	2024	2025	2026	2027	2028	Total	Future
Expense	411-790-7935-582200	\$0	\$0	\$0	\$600,000	\$0	\$600,000	\$0
Bonding	411-790-7935-440000	\$0	\$0	\$0	\$600,000	\$0	\$600,000	\$0
Revenue		\$0	\$0	\$0	\$0	\$0	\$0	\$0
Carryover/Reserves		\$0	\$0	\$0	\$0	\$0	\$0	\$0
Levy		\$0	\$0	\$0	\$0	\$0	\$0	\$0

Project Title: A/C Units Replacement

Project ID: Fac Saf Bldg-9
Division: Facilities
Project Lead: Matt Sturino

Project Scope and Description:

The Facilities Division maintains a detailed list of all Kenosha County HVAC equipment inventory and replacement schedules. Per this schedule, two A/C units last replaced in 2007, are due to be replaced as they will have reached their useful life by 2028. Additional units will be represented in future years capital improvement plans. If not replaced on schedule, could result in uncomfortable conditions for employees and the public.

Funding	Account String	2024	2025	2026	2027	2028	Total	Future
Expense	411-790-7935-582200	\$0	\$0	\$0	\$0	\$400,000	\$400,000	\$0
Bonding	411-790-7935-440000	\$0	\$0	\$0	\$0	\$400,000	\$400,000	\$0
Revenue		\$0	\$0	\$0	\$0	\$0	\$0	\$0
Carryover/Reserves		\$0	\$0	\$0	\$0	\$0	\$0	\$0
Levy		\$0	\$0	\$0	\$0	\$0	\$0	\$0

Kenosha County Five Year Capital Outlay/Projects Plan

Highlight = New For Budget Year

Department/Division Project Title	Project ID	2024 Budgeted Capital	2025 Information Only	2026 Information Only	2027 Information Only	2028 Information Only	Total Five Year	Future Projects
--------------------------------------	------------	-----------------------------	-----------------------------	-----------------------------	-----------------------------	-----------------------------	--------------------	--------------------

DEPARTMENT OF PUBLIC WORKS & DEVELOPMENT SERVICES

Facilities Division - Human Services Building

Job Center Renovation	Fac Hum Svcs-1	\$1,850,000	\$0	\$0	\$0	\$0	\$1,850,000	\$0
Job Center Renovation - Reserves	Fac Hum Svcs-1	(\$1,850,000)	\$0	\$0	\$0	\$0	(\$1,850,000)	\$0
Floor Cleaning Machine	Fac Hum Svcs-2	\$0	\$30,000	\$0	\$0	\$0	\$30,000	\$0
Bonding		\$0	\$30,000	\$0	\$0	\$0	\$30,000	\$0
Revenue		\$0	\$0	\$0	\$0	\$0	\$0	\$0
Carryover/Reserves		\$1,850,000	\$0	\$0	\$0	\$0	\$1,850,000	\$0
Levy		\$0	\$0	\$0	\$0	\$0	\$0	\$0
Expense		\$1,850,000	\$30,000	\$0	\$0	\$0	\$1,880,000	\$0

Project Title: Job Center Renovation

Project ID: Fac Hum Svcs-1
Division: Facilities
Project Lead: Shelly Billingsley

Project Scope and Description:

The existing Kenosha County Human Services Building is being relocated to a new location. The 2022 County capital budget included \$800,000 for design costs which is primarily complete with demolition underway. The County has entered into agreements with a local developer/construction company to sell its existing building (2025), move to the new location to be built by the developer (2025) and lease the new facility from the developer for five years (2025-2030). At the end of the five year lease period, the County will purchase the new facility. The developer intends to secure grants and the County has obtained a \$9.85 million dollar grant from the State of Wisconsin Neighborhood Investment Program which will assist in funding this project. The actual costs and revenues are not finalized at this time as grants continue to be researched and design and bidding activities are not complete. These amounts will be available in 2024 and included in future budgets. The 2024 amount included here are for additional design costs, furniture, and IT related expenses which must be paid for prior to purchasing the building in five years.

Funding	Account String	2024	2025	2026	2027	2028	Total	Future
Expense	204-790-7945-582200	\$1,850,000	\$0	\$0	\$0	\$0	\$1,850,000	\$0
Bonding		\$0	\$0	\$0	\$0	\$0	\$0	\$0
Revenue		\$0	\$0	\$0	\$0	\$0	\$0	\$0
Carryover/Reserves	204-790-7945-449990	\$1,850,000	\$0	\$0	\$0	\$0	\$1,850,000	\$0
Levy		\$0	\$0	\$0	\$0	\$0	\$0	\$0

Project Title: Floor Cleaning Machine

Project ID: Fac Hum Svcs-2
Division: Facilities
Project Lead: Matt Sturino

Project Scope and Description:

Although most of the maintenance equipment can transfer from the current Human Services building to the new building when occupancy has begun in 2025, some new equipment will be required. This includes a new floor cleaning machine as the current building is primarily carpet and the new building will consist of primarily hard surface.

Funding	Account String	2024	2025	2026	2027	2028	Total	Future
Expense	204-790-7945-580050	\$0	\$30,000	\$0	\$0	\$0	\$30,000	\$0
Bonding	204-790-7945-440000	\$0	\$30,000	\$0	\$0	\$0	\$30,000	\$0
Revenue		\$0	\$0	\$0	\$0	\$0	\$0	\$0
Carryover/Reserves		\$0	\$0	\$0	\$0	\$0	\$0	\$0
Levy		\$0	\$0	\$0	\$0	\$0	\$0	\$0

Kenosha County Five Year Capital Outlay/Projects Plan

Highlight = New For Budget Year

Department/Division Project Title	Project ID	2024 Budgeted Capital	2025 Information Only	2026 Information Only	2027 Information Only	2028 Information Only	Total Five Year	Future Projects
--------------------------------------	------------	-----------------------------	-----------------------------	-----------------------------	-----------------------------	-----------------------------	--------------------	--------------------

DEPARTMENT OF PUBLIC WORKS & DEVELOPMENT SERVICES

Golf Division

Petrifying Springs Restroom - Hole 6	Golf-1	\$40,000	\$0	\$0	\$0	\$0	\$40,000	\$0
Petrifying Springs Restroom - Reserves	Golf-1	(\$40,000)	\$0	\$0	\$0	\$0	(\$40,000)	\$0
Building Improvements	Golf-2	\$25,000	\$25,000	\$25,000	\$25,000	\$25,000	\$125,000	\$0
Building Improvements - Reserves	Golf-2	(\$25,000)	(\$25,000)	(\$25,000)	(\$25,000)	(\$25,000)	(\$125,000)	\$0
Replace Golf Carts	Golf-3	\$190,000	\$195,000	\$35,000	\$0	\$200,000	\$620,000	\$0
Replace Golf Carts - Reserves	Golf-3	(\$190,000)	(\$195,000)	(\$35,000)	\$0	(\$200,000)	(\$620,000)	\$0
Mowers and Equipment Replacement	Golf-4	\$469,000	\$430,000	\$410,000	\$427,000	\$400,000	\$2,136,000	\$0
Mowers and Equipment Replacement - Reserves	Golf-4	(\$469,000)	(\$430,000)	(\$410,000)	(\$427,000)	(\$400,000)	(\$2,136,000)	\$0
Golf Course Improvements	Golf-5	\$1,000,000	\$1,000,000	\$1,000,000	\$0	\$0	\$3,000,000	\$0
Golf Course Improvements - Reserves	Golf-5	(\$1,000,000)	(\$1,000,000)	(\$1,000,000)	\$0	\$0	(\$3,000,000)	\$0
Sand Silo	Golf-6	\$0	\$60,000	\$0	\$0	\$0	\$60,000	\$0
Sand Silo - Reserves	Golf-6	\$0	(\$60,000)	\$0	\$0	\$0	(\$60,000)	\$0
Patio Shade Shelter - Petrifying Springs	Golf-7	\$0	\$0	\$35,000	\$0	\$0	\$35,000	\$0
Patio Shade Shelter - Reserves	Golf-7	\$0	\$0	(\$35,000)	\$0	\$0	(\$35,000)	\$0
Paving Projects	Golf-8	\$0	\$0	\$190,000	\$200,000	\$0	\$390,000	\$0
Paving Projects - Reserves	Golf-8	\$0	\$0	(\$190,000)	(\$200,000)	\$0	(\$390,000)	\$0

Bonding	\$0	\$0	\$0	\$0	\$0	\$0	\$0	\$0
Revenue	\$0	\$0	\$0	\$0	\$0	\$0	\$0	\$0
Carryover/Reserves	\$1,724,000	\$1,710,000	\$1,695,000	\$652,000	\$625,000	\$6,406,000	\$0	\$0
Levy	\$0	\$0	\$0	\$0	\$0	\$0	\$0	\$0
Expense	\$1,724,000	\$1,710,000	\$1,695,000	\$652,000	\$625,000	\$6,406,000	\$0	\$0

Project Title: Petrifying Springs Restroom - Hole 6

Project ID: Golf-1
Division: Golf
Project Lead: James Wallace

Project Scope and Description:

This project is new to the capital improvement plan and in 2024, as it was recently discovered the current tank for the restroom at Petrifying Springs near hole 6 has begun to crack and is filling up with rainwater. The increased fluids is causing more frequent service calls to have the tank pumped, increasing operational expenses, and if not emptied in a timely fashion, leaking water, septic and chemicals out into the ground. This project will be funded from Golf reserves.

Funding	Account String	2024	2025	2026	2027	2028	Total	Future
Expense	641-730-7390-582200	\$40,000	\$0	\$0	\$0	\$0	\$40,000	\$0
Bonding		\$0	\$0	\$0	\$0	\$0	\$0	\$0
Revenue		\$0	\$0	\$0	\$0	\$0	\$0	\$0
Carryover/Reserves	641-730-7390-449990	\$40,000	\$0	\$0	\$0	\$0	\$40,000	\$0
Levy		\$0	\$0	\$0	\$0	\$0	\$0	\$0

Project Title: Building Improvements

Project ID: Golf-2
Division: Golf
Project Lead: James Wallace

Project Scope and Description:

This project is new to the capital improvement plan and in 2024 to help address building upkeep as the courses have seen increased play over the recent years. In order to preserve the Kenosha County Golf course's facilities and to provide a safe working and visiting environment for employees and the public, improvements must be made on a continuous basis. These improvements include but are not limited to flooring replacement, door replacement, restroom remodeling, concrete replacement and other small scale building enhancements. If these improvements are not made, employees and the public will use the facilities as they currently exist but may not be maintained up to the County's higher quality standards. Repairs and maintenance will be made as needed. This project will be funded from Golf reserves.

Funding	Account String	2024	2025	2026	2027	2028	Total	Future
Expense	641-730-7390-582200	\$25,000	\$25,000	\$25,000	\$25,000	\$25,000	\$125,000	\$0
Bonding		\$0	\$0	\$0	\$0	\$0	\$0	\$0
Revenue		\$0	\$0	\$0	\$0	\$0	\$0	\$0
Carryover/Reserves	641-730-7390-449990	\$25,000	\$25,000	\$25,000	\$25,000	\$25,000	\$125,000	\$0
Levy		\$0	\$0	\$0	\$0	\$0	\$0	\$0

Project Title: Replace Golf Carts

Project ID: Golf-3
Division: Golf
Project Lead: James Wallace

Project Scope and Description:

The Kenosha County Golf Division replaces a portion of its golf cart fleet each year. The typical life of a cart is approximately four years. A new golf cart costs approximately \$4,800 and service (beverage) carts will vary based on type of cart. Trade-in values are netted out of the annual amounts. In 2023 additional carts were ordered to help keep up with customer demand; due to supply issues, these carts will be received in 2024. The entire fleet now consists of 230 carts and four service carts. The ratio of carts is two thirds at Brighton Dale and one third at Petrifying Springs. The project will be funded from Golf reserves. Carts must be replaced on a regular basis to ensure usability. The Golf Division has performed a lease versus buy analysis with the result showing economic benefits when vehicles are purchased.

Funding	Account String	2024	2025	2026	2027	2028	Total	Future
Expense	641-730-7390-580050	\$190,000	\$195,000	\$35,000	\$0	\$200,000	\$620,000	\$0
Bonding		\$0	\$0	\$0	\$0	\$0	\$0	\$0
Revenue		\$0	\$0	\$0	\$0	\$0	\$0	\$0
Carryover/Reserves	641-730-7390-449990	\$190,000	\$195,000	\$35,000	\$0	\$200,000	\$620,000	\$0
Levy		\$0	\$0	\$0	\$0	\$0	\$0	\$0

Project Title: Mowers and Equipment Replacement

Project ID: Golf-4
Division: Golf
Project Lead: James Wallace

Project Scope and Description:

The Golf Division maintains a formalized process of maintaining and replacing equipment on a regular basis to ensure proper course conditions and reduce maintenance and repair costs. Equipment includes various types of mowers, sprayers, aerifiers, turf rollers and sand rakes. Mower costs will vary based on type and usage. Equipment replacement is split between Brighton Dale Links and Petrifying Springs based on age and condition. Golf Division management may vary the actual machines purchased based on need without any change in the total cost. This project will be funded from Golf reserves. If not replaced, existing equipment will be used and repaired as needs arise with a possible decrease in course conditions.

Funding	Account String	2024	2025	2026	2027	2028	Total	Future
Expense	641-730-7390-580050	\$469,000	\$430,000	\$410,000	\$427,000	\$400,000	\$2,136,000	\$0
Bonding		\$0	\$0	\$0	\$0	\$0	\$0	\$0
Revenue		\$0	\$0	\$0	\$0	\$0	\$0	\$0
Carryover/Reserves	641-730-7390-449990	\$469,000	\$430,000	\$410,000	\$427,000	\$400,000	\$2,136,000	\$0
Levy		\$0	\$0	\$0	\$0	\$0	\$0	\$0

Project Title: Golf Course Improvements

Project ID: Golf-5
Division: Golf
Project Lead: James Wallace

Project Scope and Description:

The Golf Division continues the implementation of the overall Brighton Dale and Petrifying Springs golf course master plan. This plan includes the reconstruction of course features, replacement of irrigation systems, improvement of practice areas, improvement of course drainage and construction of storage/maintenance buildings. It is the goal of the Golf Division to keep the County courses visually pleasing and challenging while maintaining quick pace of play. Over the years, various components of this master plan have been implemented resulting in noticeable improvements in the quality of the courses and the satisfaction level of golfers. A sinking fund was created in 2023 as this project will be paid from future golf course profits over a 20 year period. In 2023, on-going design and engineering of the master plan continue and installation of course features to control irrigation issues on the red course have begun. In 2024, the current plan is to complete design for drainage issues and course improvements to the Red Pines and practice facility improvements. Future years include implementation of drainage adjustments, improvements to the Blue Spruce course and construction of storage/maintenance buildings for equipment.

Funding	Account String	2024	2025	2026	2027	2028	Total	Future
Expense	641-730-7390-582100	\$1,000,000	\$1,000,000	\$1,000,000	\$0	\$0	\$3,000,000	\$0
Bonding		\$0	\$0	\$0	\$0	\$0	\$0	\$0
Revenue		\$0	\$0	\$0	\$0	\$0	\$0	\$0
Carryover/Reserves	641-730-7390-449990	\$1,000,000	\$1,000,000	\$1,000,000	\$0	\$0	\$3,000,000	\$0
Levy		\$0	\$0	\$0	\$0	\$0	\$0	\$0

Project Title: Sand Silo

Project ID: Golf-6
Division: Golf
Project Lead: James Wallace

Project Scope and Description:

Purchase one sand silo for Petrifying Springs maintenance. Currently there is one sand silo at Brighton Dale and none at Petrifying Springs. Sand silos hold the course's sand for greens and bunker restoration, in a closed, lifted container to keep the sand off of the ground and out of the elements. When the sand is dumped in a pile on the ground, naturally some will wash away from rain and other seasonal elements. By keeping the silos in a lifted container, maintenance is able to put their utility vehicle under the funnel and load their bed, rather than needing to manually load by shovel or skid-steer, saving operational expenses in both labor and material. This project will be funded from Golf reserves.

Funding	Account String	2024	2025	2026	2027	2028	Total	Future
Expense	641-730-7390-580050	\$0	\$60,000	\$0	\$0	\$0	\$60,000	\$0
Bonding		\$0	\$0	\$0	\$0	\$0	\$0	\$0
Revenue		\$0	\$0	\$0	\$0	\$0	\$0	\$0
Carryover/Reserves	641-730-7390-449990	\$0	\$60,000	\$0	\$0	\$0	\$60,000	\$0
Levy		\$0	\$0	\$0	\$0	\$0	\$0	\$0

Project Title: Patio Shade Shelter - Petrifying Springs

Project ID: Golf-7
Division: Golf
Project Lead: James Wallace

Project Scope and Description:

Construct a shade shelter for the patio of Petrifying Springs. Currently there are few tables and chairs located on the South side of the clubhouse, open to the sun a majority of the day. Constructing a shade shelter will help create a more enjoyable experience for the public to get out of the sun for a little while, while still being able to enjoy the beauty of the course and comradery of fellow golfers. This will be constructed after the parking lot replacement in 2026 and funded from Golf reserves.

Funding	Account String	2024	2025	2026	2027	2028	Total	Future
Expense	641-730-7390-582200	\$0	\$0	\$35,000	\$0	\$0	\$35,000	\$0
Bonding		\$0	\$0	\$0	\$0	\$0	\$0	\$0
Revenue		\$0	\$0	\$0	\$0	\$0	\$0	\$0
Carryover/Reserves	641-730-7390-449990	\$0	\$0	\$35,000	\$0	\$0	\$35,000	\$0
Levy		\$0	\$0	\$0	\$0	\$0	\$0	\$0

Project Title: Paving Projects

Project ID: Golf-8
Division: Golf
Project Lead: James Wallace

Project Scope and Description:

Pulverize and repave the parking lots at both golf courses. The current plan is to repave the Petrifying Springs lot in 2026 and the Brighton Dale lot in 2027. The asphalt in these lots has deteriorated over the years, is broken up and unsightly. In some areas pavement no longer exists. These conditions present a potential risk to customer and Golf Division vehicles. If not repaved, then the existing surfaces will be patched and repaired as needed. This project will be funded from Golf reserves.

Funding	Account String	2024	2025	2026	2027	2028	Total	Future
Expense	641-730-7390-582100	\$0	\$0	\$190,000	\$200,000	\$0	\$390,000	\$0
Bonding		\$0	\$0	\$0	\$0	\$0	\$0	\$0
Revenue		\$0	\$0	\$0	\$0	\$0	\$0	\$0
Carryover/Reserves	641-730-7390-449990	\$0	\$0	\$190,000	\$200,000	\$0	\$390,000	\$0
Levy		\$0	\$0	\$0	\$0	\$0	\$0	\$0

Kenosha County Five Year Capital Outlay/Projects Plan

Highlight = New For Budget Year

Department/Division Project Title	Project ID	2024 Budgeted Capital	2025 Information Only	2026 Information Only	2027 Information Only	2028 Information Only	Total Five Year	Future Projects
--------------------------------------	------------	-----------------------------	-----------------------------	-----------------------------	-----------------------------	-----------------------------	--------------------	--------------------

DEPARTMENT OF PUBLIC WORKS & DEVELOPMENT SERVICES

Parks and Recreation Division

Pickup Trucks and Attachments	Parks-1	\$10,000	\$60,000	\$60,000	\$60,000	\$60,000	\$250,000	\$0
Flood Plain Property	Parks-2	\$50,000	\$50,000	\$50,000	\$50,000	\$50,000	\$250,000	\$0
Kemper Shoreline Restoration	Parks-3	\$50,000	\$0	\$0	\$0	\$0	\$50,000	\$5,840,000
Utility Vehicles	Parks-4	\$88,000	\$40,000	\$40,000	\$20,000	\$20,000	\$208,000	\$0
Skid-Steer	Parks-5	\$90,000	\$0	\$0	\$0	\$0	\$90,000	\$0
Brighton Dale Utilities	Parks-6	\$100,000	\$0	\$0	\$0	\$0	\$100,000	\$0
Mowers and Equipment	Parks-7	\$115,000	\$120,000	\$125,000	\$130,000	\$135,000	\$625,000	\$0
Roof Replacements - Pringle Center and Pets Pavilion	Parks-8	\$195,000	\$0	\$0	\$0	\$0	\$195,000	\$0
Parkland Development	Parks-9	\$250,000	\$250,000	\$250,000	\$250,000	\$250,000	\$1,250,000	\$0
Parkland Development - Revenue	Parks-9	(\$75,000)	(\$75,000)	(\$75,000)	(\$75,000)	(\$75,000)	(\$375,000)	\$0
Parkland Development - Revenue (2)	Parks-9	(\$175,000)	(\$175,000)	(\$175,000)	(\$175,000)	(\$175,000)	(\$875,000)	\$0
Building Improvements - Kemper Center	Parks-10	\$480,000	\$480,000	\$480,000	\$480,000	\$480,000	\$2,400,000	\$0
Pike River Phase III	Parks-11	\$3,300,000	\$0	\$0	\$0	\$0	\$3,300,000	\$0
Pike River Phase III - Revenue	Parks-11	(\$1,000,000)	\$0	\$0	\$0	\$0	(\$1,000,000)	\$0
Pike River Phase III - Reserves (Parkland)	Parks-11	(\$500,000)	\$0	\$0	\$0	\$0	(\$500,000)	\$0
Multi-Use Trail Development	Parks-12	\$0	\$130,000	\$1,940,000	\$100,000	\$0	\$2,170,000	\$0
Multi-Use Trail Development - Revenue (TAP & CMAQ)	Parks-12	\$0	(\$80,000)	(\$1,480,000)	\$0	\$0	(\$1,560,000)	\$0
Multi-Use Trail Development - Reserves (Parkland)	Parks-12	\$0	(\$50,000)	(\$460,000)	(\$100,000)	\$0	(\$610,000)	\$0
Loader	Parks-13	\$0	\$250,000	\$0	\$0	\$0	\$250,000	\$0
KCVMP - Memorial Shelter	Parks-14	\$0	\$320,000	\$0	\$0	\$0	\$320,000	\$0
KCVMP - Memorial Shelter - Revenue	Parks-14	\$0	(\$160,000)	\$0	\$0	\$0	(\$160,000)	\$0
KCVMP - Memorial Shelter - Reserves (Parkland)	Parks-14	\$0	(\$160,000)	\$0	\$0	\$0	(\$160,000)	\$0
Playground Improvements	Parks-15	\$0	\$350,000	\$0	\$150,000	\$0	\$500,000	\$0
Playground Improvements - Reserves (Parkland)	Parks-15	\$0	(\$350,000)	\$0	\$0	\$0	(\$350,000)	\$0
Petrifying Springs Maintenance Shop	Parks-16	\$0	\$500,000	\$0	\$0	\$0	\$500,000	\$0
Silver Lake Park Road and Parking Lot Replacements	Parks-17	\$0	\$0	\$250,000	\$250,000	\$250,000	\$750,000	\$0
Old Settler's Parking Lot Replacement	Parks-18	\$0	\$0	\$700,000	\$0	\$0	\$700,000	\$0
Bonding		\$2,978,000	\$1,500,000	\$1,705,000	\$1,140,000	\$995,000	\$8,318,000	\$5,840,000
Revenue		\$1,250,000	\$490,000	\$1,730,000	\$250,000	\$250,000	\$3,970,000	\$0
Carryover/Reserves		\$500,000	\$560,000	\$460,000	\$100,000	\$0	\$1,620,000	\$0
Levy		\$0	\$0	\$0	\$0	\$0	\$0	\$0
Expense		\$4,728,000	\$2,550,000	\$3,895,000	\$1,490,000	\$1,245,000	\$13,908,000	\$5,840,000

Project Title: Pickup Trucks and Attachments

Project ID: Parks-1
Division: Parks
Project Lead: Matthew Collins

Project Scope and Description:

Replace 4WD heavy duty pickup trucks at various park locations. The Parks Division maintains a replacement schedule for all of their trucks to ensure usability, decrease costs and maintain service levels. The cost of each vehicle varies from \$60,000 to \$70,000 depending upon options and additional equipment (ex: plows). The request for 2024 includes the purchase of a salt spreader for a pick-up truck. The future truck replacements include current trucks that are aging ((1) 1997, (2) 1999, and (1) 2000), in need of frequent repairs and have high mileage. All of these trucks will be past their useful lives at the time of replacement. If replacement vehicles are not purchased, the existing trucks will need maintenance, repair and replacement of failed components.

Funding	Account String	2024	2025	2026	2027	2028	Total	Future
Expense	411-760-7850-581390	\$10,000	\$60,000	\$60,000	\$60,000	\$60,000	\$250,000	\$0
Bonding	411-760-7850-440000	\$10,000	\$60,000	\$60,000	\$60,000	\$60,000	\$250,000	\$0
Revenue		\$0	\$0	\$0	\$0	\$0	\$0	\$0
Carryover/Reserves		\$0	\$0	\$0	\$0	\$0	\$0	\$0
Levy		\$0	\$0	\$0	\$0	\$0	\$0	\$0

Project Title: Flood Plain Property

Project ID: Parks-2
Division: Parks
Project Lead: Matthew Collins

Project Scope and Description:

This project allows for the purchase of properties in flood plain areas throughout the County as they become available. Kenosha County has an ongoing program of purchasing these properties. Some of the properties are single family homes and some are vacant lots. This is a long-term project and the County has acquired many properties since the mid-1990's. Nothing specific is known at this time, but history has shown that properties become available. The cost includes any tear-down or mitigation expenses associated with the properties. Ongoing maintenance of the empty lots is negligible. The alternative is to not purchase properties and leave maintenance and mitigation expenses to the owners. Many of the properties are abandoned or present safety issues to the public.

Funding	Account String	2024	2025	2026	2027	2028	Total	Future
Expense	411-760-7850-582100	\$50,000	\$50,000	\$50,000	\$50,000	\$50,000	\$250,000	\$0
Bonding	411-760-7850-440000	\$50,000	\$50,000	\$50,000	\$50,000	\$50,000	\$250,000	\$0
Revenue		\$0	\$0	\$0	\$0	\$0	\$0	\$0
Carryover/Reserves		\$0	\$0	\$0	\$0	\$0	\$0	\$0
Levy		\$0	\$0	\$0	\$0	\$0	\$0	\$0

Project Title: Kemper Shoreline Restoration

Project ID: Parks-3
Division: Parks
Project Lead: Matthew Collins

Project Scope and Description:

The Kemper Center is a County owned cultural and recreational facility located along approximately 1,450 feet of shoreline on Lake Michigan. This parcel is the only property along the lake owned by the County. The 17.5-acre property is home to historic landmarks (circa 1800) with a scenic setting overlooking Lake Michigan. The shoreline of the Kemper Center currently consists of a degraded stone revetment that no longer provides an adequate level of protection from the combination of coastal storms and lake level fluctuations that are routine on this stretch of Lake Michigan. In the January 2020 storm, it is estimated that almost 3,000 tons of stone were displaced; an average of 41 feet landward. Waves overtopping the revetment have also caused localized flooding on the path and surrounding landscape. With every large storm, the revetment continues to degrade through the displacement of armor stone and subsequent lowering of the crest elevation. This leaves the Kemper Center and its grounds increasingly vulnerable to coastal erosion and flooding.

The 2024 funds will be used to resurvey the Kemper Center shoreline to update construction documents and budget estimates in future years.

Funding	Account String	2024	2025	2026	2027	2028	Total	Future
Expense	411-760-7850-582100	\$50,000	\$0	\$0	\$0	\$0	\$50,000	\$5,840,000
Bonding	411-760-7850-440000	\$50,000	\$0	\$0	\$0	\$0	\$50,000	\$5,840,000
Revenue		\$0	\$0	\$0	\$0	\$0	\$0	\$0
Carryover/Reserves		\$0	\$0	\$0	\$0	\$0	\$0	\$0
Levy		\$0	\$0	\$0	\$0	\$0	\$0	\$0

Project Title: Utility Vehicles

Project ID: Parks-4
Division: Parks
Project Lead: Matthew Collins

Project Scope and Description:

Replace heavy duty utility carts at several park locations. The Parks Division maintains a replacement schedule for all of their carts to ensure usability, decrease repair costs and maintain service levels. The typical maximum life of a cart is between 3,500-4,000 hours. These carts are a part of the replacement plan and will be past their expected useful life at the time of replacement. If not replaced, the existing carts will be repaired as needed.

Funding	Account String	2024	2025	2026	2027	2028	Total	Future
Expense	411-760-7850-580050	\$88,000	\$40,000	\$40,000	\$20,000	\$20,000	\$208,000	\$0
Bonding	411-760-7850-440000	\$88,000	\$40,000	\$40,000	\$20,000	\$20,000	\$208,000	\$0
Revenue		\$0	\$0	\$0	\$0	\$0	\$0	\$0
Carryover/Reserves		\$0	\$0	\$0	\$0	\$0	\$0	\$0
Levy		\$0	\$0	\$0	\$0	\$0	\$0	\$0

Project Title: Skid-Steer

Project ID: Parks-5
Division: Parks
Project Lead: Matthew Collins

Project Scope and Description:

This item is new to the capital improvement plan and in 2024 as the existing skid-steer for the western portion of the park system experienced catastrophic failure in late 2022, making the unit non-operational. The skid-steer serves as a critical piece of maintenance operations for the five county parks in the western region. This unit was purchased in 1991 and is beyond its expected useful life, it is no longer fiscally responsible to repair, but rather replace.

Funding	Account String	2024	2025	2026	2027	2028	Total	Future
Expense	411-760-7850-580050	\$90,000	\$0	\$0	\$0	\$0	\$90,000	\$0
Bonding	411-760-7850-440000	\$90,000	\$0	\$0	\$0	\$0	\$90,000	\$0
Revenue		\$0	\$0	\$0	\$0	\$0	\$0	\$0
Carryover/Reserves		\$0	\$0	\$0	\$0	\$0	\$0	\$0
Levy		\$0	\$0	\$0	\$0	\$0	\$0	\$0

Project Title: Brighton Dale Utilities

Project ID: Parks-6
Division: Parks
Project Lead: Matthew Collins

Project Scope and Description:

The sewer main needs to be replaced at Brighton Dale Park. The current sewer main is 50 years old, corroded due to water standing in the pipes for extended periods of time and beyond its useful life. This is a critical sewer line that services the Brighton Dale baseball fields as well as shelter restrooms. Failure of this sewer would release sewage to the environment and shut down facilities within the park. In 2023, \$300,000 was approved in the capital improvement plan. These are additional funds required to complete the project. This is a critical need that has been postponed for several years and needs attention.

Funding	Account String	2024	2025	2026	2027	2028	Total	Future
Expense	411-760-7850-582100	\$100,000	\$0	\$0	\$0	\$0	\$100,000	\$0
Bonding	411-760-7850-440000	\$100,000	\$0	\$0	\$0	\$0	\$100,000	\$0
Revenue		\$0	\$0	\$0	\$0	\$0	\$0	\$0
Carryover/Reserves		\$0	\$0	\$0	\$0	\$0	\$0	\$0
Levy		\$0	\$0	\$0	\$0	\$0	\$0	\$0

Project Title: Mowers and Equipment

Project ID: Parks-7
Division: Parks
Project Lead: Matthew Collins

Project Scope and Description:

The Division of Parks owns a fleet of 18 mowers to maintain the County parks. Mowers are an essential piece of equipment to the Parks Division. The division maintains a detailed schedule of maintenance and replacement for all its equipment and vehicles. Annual replacement is necessary to minimize downtime, repairs and maintenance costs.

Funding	Account String	2024	2025	2026	2027	2028	Total	Future
Expense	411-760-7850-580050	\$115,000	\$120,000	\$125,000	\$130,000	\$135,000	\$625,000	\$0
Bonding	411-760-7850-440000	\$115,000	\$120,000	\$125,000	\$130,000	\$135,000	\$625,000	\$0
Revenue		\$0	\$0	\$0	\$0	\$0	\$0	\$0
Carryover/Reserves		\$0	\$0	\$0	\$0	\$0	\$0	\$0
Levy		\$0	\$0	\$0	\$0	\$0	\$0	\$0

Project Title: Roof Replacements - Pringle Center and Pets Pavilion

Project ID: Parks-8
Division: Parks
Project Lead: Matthew Collins

Project Scope and Description:

Removal and replacement of the deteriorating roof at the Pringle Nature Center per recommendation of third party roofing consultant. The County uses a roofing consultant to inspect all roofs of existing buildings and make recommendations for roof replacement, maintenance and related costs. Park's buildings roofs were included as a part of this study. Per their recommendation the next roof to replace is for Pringle Nature Center in 2024. Also, included in the 2024 funds is replacement of one Petrifying Springs pavilion. Pavilion roofs are included in the roof replacement plans and will need to be addressed on a continual basis. If not replaced, the roofs will be repaired as needed. Continued deterioration may increase future repair and maintenance costs.

Funding	Account String	2024	2025	2026	2027	2028	Total	Future
Expense	411-760-7850-582200	\$195,000	\$0	\$0	\$0	\$0	\$195,000	\$0
Bonding	411-760-7850-440000	\$195,000	\$0	\$0	\$0	\$0	\$195,000	\$0
Revenue		\$0	\$0	\$0	\$0	\$0	\$0	\$0
Carryover/Reserves		\$0	\$0	\$0	\$0	\$0	\$0	\$0
Levy		\$0	\$0	\$0	\$0	\$0	\$0	\$0

Project Title: Parkland Development

Project ID: Parks-9
Division: Parks
Project Lead: Matthew Collins

Project Scope and Description:

Kenosha County receives an annual contribution of \$75,000 from Waste Management that is used to pay for park expenses. In addition, the County receives rental income from third party entities doing business within the County Parks boundaries, totaling approximately \$175,000. These funds are also used to pay for Parks Division expenses. Several projects have been identified on the capital improvements plan for use of these funds.

Funding	Account String	2024	2025	2026	2027	2028	Total	Future
Expense	420-760-7860-582250	\$250,000	\$250,000	\$250,000	\$250,000	\$250,000	\$1,250,000	\$0
Bonding		\$0	\$0	\$0	\$0	\$0	\$0	\$0
Revenue	420-760-7860-446565	\$75,000	\$75,000	\$75,000	\$75,000	\$75,000	\$375,000	\$0
Revenue (2)	420-760-7860-448550	\$175,000	\$175,000	\$175,000	\$175,000	\$175,000	\$875,000	\$0
Carryover/Reserves		\$0	\$0	\$0	\$0	\$0	\$0	\$0
Levy		\$0	\$0	\$0	\$0	\$0	\$0	\$0

Project Title: Building Improvements - Kemper Center

Project ID: Parks-10
Division: Parks
Project Lead: Matthew Collins

Project Scope and Description:

Kemper Center County Park is a 17.5 acre park containing historical facilities. Annual capital improvements aim to preserve the building envelope and recreational amenities within the park. The 2024 budget is part of a long-term ongoing project which includes improvements/replacements of exterior building envelope features such as: roofing, window replacements, tuckpointing, painting, and mechanicals. Replacement and maintenance of building features is needed to prevent deterioration and reduce the potential for more significant and expensive building repairs. These buildings are County assets and must be maintained. Pathway lighting replacement and improvements within the Kemper campus are included to be implemented in 2024.

Funding	Account String	2024	2025	2026	2027	2028	Total	Future
Expense	411-760-7850-582200	\$480,000	\$480,000	\$480,000	\$480,000	\$480,000	\$2,400,000	\$0
Bonding	411-760-7850-440000	\$480,000	\$480,000	\$480,000	\$480,000	\$480,000	\$2,400,000	\$0
Revenue		\$0	\$0	\$0	\$0	\$0	\$0	\$0
Carryover/Reserves		\$0	\$0	\$0	\$0	\$0	\$0	\$0
Levy		\$0	\$0	\$0	\$0	\$0	\$0	\$0

Project Title: Pike River Phase III

Project ID: Parks-11
Division: Parks
Project Lead: Matthew Collins

Project Scope and Description:

The Pike River restoration project within Petrifying Springs Park will improve the water quality, habitat and ecological functioning of the Pike River and its riparian zone. This will result in the reduction of elevated total suspended solids and sediment-bound nutrients that are transported to the river mouth and nearshore area of Lake Michigan. The proposed multi-phase project will control streambank erosion, improve instream habitat and use native vegetation to stabilize and improve filtration of the riparian area. Pike River Phase I and Pike River Phase II were completed in 2019 and 2021 respectfully. Design for Phase III is complete with construction anticipated in 2024. Kenosha County is anticipating the receipt of \$1 million in grants/donations with use of \$500,000 of Parkland Development reserve funds.

Funding	Account String	2024	2025	2026	2027	2028	Total	Future
Expense	411-760-7850-582100	\$3,300,000	\$0	\$0	\$0	\$0	\$3,300,000	\$0
Bonding	411-760-7850-440000	\$1,800,000	\$0	\$0	\$0	\$0	\$1,800,000	\$0
Revenue	411-760-7850-446540	\$1,000,000	\$0	\$0	\$0	\$0	\$1,000,000	\$0
Carryover/Reserves	420-760-7860-449990	\$500,000	\$0	\$0	\$0	\$0	\$500,000	\$0
Levy		\$0	\$0	\$0	\$0	\$0	\$0	\$0

Project Title: Multi-Use Trail Development

Project ID: Parks-12
Division: Parks
Project Lead: Matthew Collins

Project Scope and Description:

The Kenosha County Comprehensive Bike Plan defined recommendations for multi-use trails and safe bike routes along our community's roadways. The proposed trail employs easements on several geographically critical, Thelen Sand and Gravel owned properties, that would enable the construction of a 4-mile connection to a broad range of parks/recreational amenities, tourist destinations, businesses and links to neighborhoods in Kenosha, Lake and McHenry counties. Design and engineering will occur in 2025 with anticipated construction in 2026. Kenosha County intends to apply for DOT Transportation Alternative Program (TAP) & CMAQ grants that will cover 80% of construction costs.

Funding	Account String	2024	2025	2026	2027	2028	Total	Future
Expense	411-760-7850-582100	\$0	\$130,000	\$1,940,000	\$100,000	\$0	\$2,170,000	\$0
Bonding		\$0	\$0	\$0	\$0	\$0	\$0	\$0
Revenue	411-760-7850-446540	\$0	\$80,000	\$1,480,000	\$0	\$0	\$1,560,000	\$0
Carryover/Reserves	420-760-7860-449990	\$0	\$50,000	\$460,000	\$100,000	\$0	\$610,000	\$0
Levy		\$0	\$0	\$0	\$0	\$0	\$0	\$0

Project Title:	Loader
-----------------------	---------------

Project ID: Parks-13
Division: Parks
Project Lead: Matthew Collins

Project Scope and Description:

Replacement of an existing front-end loader for west-end park operations. Existing Case tractor will have over 4,700 hours and will be at the end of its expected useful life.

Funding	Account String	2024	2025	2026	2027	2028	Total	Future
Expense	411-760-7850-581390	\$0	\$250,000	\$0	\$0	\$0	\$250,000	\$0
Bonding	411-760-7850-440000	\$0	\$250,000	\$0	\$0	\$0	\$250,000	\$0
Revenue		\$0	\$0	\$0	\$0	\$0	\$0	\$0
Carryover/Reserves		\$0	\$0	\$0	\$0	\$0	\$0	\$0
Levy		\$0	\$0	\$0	\$0	\$0	\$0	\$0

Project Title:	KCVMP - Memorial Shelter
-----------------------	---------------------------------

Project ID: Parks-14
Division: Parks
Project Lead: Matthew Collins

Project Scope and Description:

Kenosha County Veterans Memorial Park (KCVMP) has undergone multiple phases of development projects based on the park master plan. Phase I of the veteran's improvements was completed in 2023. Phase II includes the construction of memorial shelters to highlight each of the six branches of the armed forces. The Army Memorial Shelter was completed in 2023, with five shelters remaining to be constructed with the support of donations, grants, and Parkland Developments funds.

Funding	Account String	2024	2025	2026	2027	2028	Total	Future
Expense	411-760-7850-582200	\$0	\$320,000	\$0	\$0	\$0	\$320,000	\$0
Bonding		\$0	\$0	\$0	\$0	\$0	\$0	\$0
Revenue	411-760-7850-446540	\$0	\$160,000	\$0	\$0	\$0	\$160,000	\$0
Carryover/Reserves	420-760-7860-449990	\$0	\$160,000	\$0	\$0	\$0	\$160,000	\$0
Levy		\$0	\$0	\$0	\$0	\$0	\$0	\$0

Project Title: Playground Improvements

Project ID: Parks-15
Division: Parks
Project Lead: Matthew Collins

Project Scope and Description:

The Division of Parks manages a total of 16 playgrounds with approximately 80 pieces of playground equipment, some dating back to the 1930s. Many of these pieces do not meet playground safety standards. An annual schedule has been developed to coordinate the replacement of this equipment. The 2022 budget called for the replacement of the Silver Lake Park beach playground equipment which will be installed in 2024. The 2025 funds will be used for Petrifying Springs Park Area 3 playground equipment replacement project. These funds will use Parkland Development reserves.

Funding	Account String	2024	2025	2026	2027	2028	Total	Future
Expense	411-760-7850-580050	\$0	\$350,000	\$0	\$150,000	\$0	\$500,000	\$0
Bonding	411-760-7850-440000	\$0	\$0	\$0	\$150,000	\$0	\$150,000	\$0
Revenue		\$0	\$0	\$0	\$0	\$0	\$0	\$0
Carryover/Reserves	420-760-7860-449990	\$0	\$350,000	\$0	\$0	\$0	\$350,000	\$0
Levy		\$0	\$0	\$0	\$0	\$0	\$0	\$0

Project Title: Petrifying Springs Maintenance Shop

Project ID: Parks-16
Division: Parks
Project Lead: Matthew Collins

Project Scope and Description:

The Petrifying Springs Park maintenance shop is nearly 100 years old and has served past its useful life. Kenosha County Golf division has also proposed construction of a new maintenance shop at the Petrifying Springs Golf course within the next few years. In order to better optimize the County's resources, joint partnership between the Golf and Parks divisions are being utilized to design a maintenance building that can service both divisions in a centralized location. Design discussions are on-going. This projects funding will be split between the two divisions.

Funding	Account String	2024	2025	2026	2027	2028	Total	Future
Expense	411-760-7850-582200	\$0	\$500,000	\$0	\$0	\$0	\$500,000	\$0
Bonding	411-760-7850-440000	\$0	\$500,000	\$0	\$0	\$0	\$500,000	\$0
Revenue		\$0	\$0	\$0	\$0	\$0	\$0	\$0
Carryover/Reserves		\$0	\$0	\$0	\$0	\$0	\$0	\$0
Levy		\$0	\$0	\$0	\$0	\$0	\$0	\$0

Project Title: Silver Lake Park Road and Parking Lot Replacements

Project ID: Parks-17
Division: Parks
Project Lead: Matthew Collins

Project Scope and Description:

Silver Lake parkway and parking lots are original to the 1970s design of the park. The parkway and parking lots are at the end of their useful lives and are deteriorating resulting in unsafe conditions for staff, visitors and vehicles. The asphalt surfaces have been patched and re-shouldered to maintain the road, but replacement should be scheduled in the foreseeable future. This project was recommended by consultants as a part of an overall county parking lot replacement plan.

Funding	Account String	2024	2025	2026	2027	2028	Total	Future
Expense	411-760-7850-582100	\$0	\$0	\$250,000	\$250,000	\$250,000	\$750,000	\$0
Bonding	411-760-7850-440000	\$0	\$0	\$250,000	\$250,000	\$250,000	\$750,000	\$0
Revenue		\$0	\$0	\$0	\$0	\$0	\$0	\$0
Carryover/Reserves		\$0	\$0	\$0	\$0	\$0	\$0	\$0
Levy		\$0	\$0	\$0	\$0	\$0	\$0	\$0

Project Title: Old Settler's Parking Lot Replacement

Project ID: Parks-18
Division: Parks
Project Lead: Matthew Collins

Project Scope and Description:

Old Settlers Park has two parking lots located on the north and south sides of STH 50 within the Village of Paddock Lake. The parking lots are at the end of their useful lives and need to be resurfaced to accommodate park patrons, special events and recreational activities. Replacement of these lots was recommended by a consultant who studied all of the County parking lots.

Funding	Account String	2024	2025	2026	2027	2028	Total	Future
Expense	411-760-7850-582100	\$0	\$0	\$700,000	\$0	\$0	\$700,000	\$0
Bonding	411-760-7850-440000	\$0	\$0	\$700,000	\$0	\$0	\$700,000	\$0
Revenue		\$0	\$0	\$0	\$0	\$0	\$0	\$0
Carryover/Reserves		\$0	\$0	\$0	\$0	\$0	\$0	\$0
Levy		\$0	\$0	\$0	\$0	\$0	\$0	\$0

Kenosha County Five Year Capital Outlay/Projects Plan

Highlight = New For Budget Year

Department/Division Project Title	Project ID	2024 Budgeted Capital	2025 Information Only	2026 Information Only	2027 Information Only	2028 Information Only	Total Five Year	Future Projects
--------------------------------------	------------	-----------------------------	-----------------------------	-----------------------------	-----------------------------	-----------------------------	--------------------	--------------------

DEPARTMENT OF PUBLIC WORKS & DEVELOPMENT SERVICES

Highway Division - Equipment

Concrete Bucket	Hwy Equip-1	\$13,000	\$0	\$0	\$0	\$0	\$13,000	\$0
Air Compressor	Hwy Equip-2	\$35,000	\$0	\$0	\$0	\$50,000	\$85,000	\$0
Radio Repeater	Hwy Equip-3	\$35,000	\$0	\$0	\$0	\$0	\$35,000	\$0
Pickup Trucks	Hwy Equip-4	\$65,000	\$0	\$75,000	\$0	\$80,000	\$220,000	\$0
Crew-Cab Trucks	Hwy Equip-5	\$85,000	\$0	\$0	\$85,000	\$100,000	\$270,000	\$0
Aerial Platform Lift	Hwy Equip-6	\$85,000	\$0	\$0	\$0	\$0	\$85,000	\$0
Cold Planer	Hwy Equip-7	\$100,000	\$0	\$0	\$0	\$0	\$100,000	\$0
Mowers and Decks	Hwy Equip-8	\$130,000	\$0	\$0	\$0	\$0	\$130,000	\$0
Tractors	Hwy Equip-9	\$300,000	\$0	\$350,000	\$0	\$225,000	\$875,000	\$0
Wheel Loader	Hwy Equip-10	\$300,000	\$0	\$450,000	\$0	\$0	\$750,000	\$0
Single Axle Truck	Hwy Equip-11	\$300,000	\$300,000	\$325,000	\$350,000	\$375,000	\$1,650,000	\$0
Tri Axle Trucks	Hwy Equip-12	\$300,000	\$300,000	\$325,000	\$350,000	\$0	\$1,275,000	\$0
Attenuator	Hwy Equip-13	\$0	\$40,000	\$0	\$0	\$50,000	\$90,000	\$0
Shop Van	Hwy Equip-14	\$0	\$80,000	\$0	\$0	\$0	\$80,000	\$0
One Ton Trucks	Hwy Equip-15	\$0	\$90,000	\$95,000	\$110,000	\$110,000	\$405,000	\$0
Skid Steer	Hwy Equip-16	\$0	\$110,000	\$0	\$0	\$150,000	\$260,000	\$0
Melter/Applicator	Hwy Equip-17	\$0	\$110,000	\$0	\$0	\$0	\$110,000	\$0
Stake Body Truck	Hwy Equip-18	\$0	\$145,000	\$0	\$0	\$200,000	\$345,000	\$0
Excavators	Hwy Equip-19	\$0	\$400,000	\$450,000	\$0	\$0	\$850,000	\$0
Fork Lifts	Hwy Equip-20	\$0	\$0	\$40,000	\$0	\$55,000	\$95,000	\$0
Arrow Boards	Hwy Equip-21	\$0	\$0	\$50,000	\$25,000	\$0	\$75,000	\$0
Roller	Hwy Equip-22	\$0	\$0	\$0	\$175,000	\$0	\$175,000	\$0
Dozer	Hwy Equip-23	\$0	\$0	\$0	\$275,000	\$0	\$275,000	\$0
Paver	Hwy Equip-24	\$0	\$0	\$0	\$450,000	\$0	\$450,000	\$0
Backhoe	Hwy Equip-25	\$0	\$0	\$0	\$0	\$250,000	\$250,000	\$0
Snow Blower Attachment	Hwy Equip-26	\$0	\$0	\$0	\$0	\$400,000	\$400,000	\$0

Bonding	\$1,748,000	\$1,575,000	\$2,160,000	\$1,820,000	\$2,045,000	\$9,348,000	\$0
Revenue	\$0	\$0	\$0	\$0	\$0	\$0	\$0
Carryover/Reserves	\$0	\$0	\$0	\$0	\$0	\$0	\$0
Levy	\$0	\$0	\$0	\$0	\$0	\$0	\$0
Expense	\$1,748,000	\$1,575,000	\$2,160,000	\$1,820,000	\$2,045,000	\$9,348,000	\$0

Project Title: Concrete Bucket

Project ID: Hwy Equip-1
Division: Highway
Project Lead: Clement Abongwa

Project Scope and Description:

This is a new item to the capital improvement plan and in 2024 as the County/State increases the amount of concrete road work in the area. The concrete bucket is a fork-lift like attachment used for breaking and removing concrete in larger pieces for ease and effectiveness of concrete repair. If not purchased, work will continue as is with the possibility of renting equipment for larger projects, increasing operational expenses.

Funding	Account String	2024	2025	2026	2027	2028	Total	Future
Expense	711-700-7090-580050	\$13,000	\$0	\$0	\$0	\$0	\$13,000	\$0
Bonding	711-700-7090-440000	\$13,000	\$0	\$0	\$0	\$0	\$13,000	\$0
Revenue		\$0	\$0	\$0	\$0	\$0	\$0	\$0
Carryover/Reserves		\$0	\$0	\$0	\$0	\$0	\$0	\$0
Levy		\$0	\$0	\$0	\$0	\$0	\$0	\$0

Project Title: Air Compressor

Project ID: Hwy Equip-2
Division: Highway
Project Lead: Clement Abongwa

Project Scope and Description:

Replace two air compressors, one in 2024 and one in 2028, for use by the Division of Highways. These pieces of equipment will be beyond the expected useful life and are in need of constant maintenance and repair. Repairs are not cost effective and there is a risk of loss of service should there be mechanical failure.

Funding	Account String	2024	2025	2026	2027	2028	Total	Future
Expense	711-700-7090-580050	\$35,000	\$0	\$0	\$0	\$50,000	\$85,000	\$0
Bonding	711-700-7090-440000	\$35,000	\$0	\$0	\$0	\$50,000	\$85,000	\$0
Revenue		\$0	\$0	\$0	\$0	\$0	\$0	\$0
Carryover/Reserves		\$0	\$0	\$0	\$0	\$0	\$0	\$0
Levy		\$0	\$0	\$0	\$0	\$0	\$0	\$0

Project Title: Radio Repeater

Project ID: Hwy Equip-3
Division: Highway
Project Lead: Clement Abongwa

Project Scope and Description:

This is a new item to the capital improvement plan and in 2024 as the current radio repeater has been experiencing issues on a more consistent basis. The radio repeater is used to transmit frequency from one end of the County to the other for employee communication within the Highway Department trucks. This repeater is beyond its useful life and repair parts are difficult to find. In order to keep operational efficiencies high, especially during winter operations, the highway radio repeater needs to be replaced.

Funding	Account String	2024	2025	2026	2027	2028	Total	Future
Expense	711-700-7090-580050	\$35,000	\$0	\$0	\$0	\$0	\$35,000	\$0
Bonding	711-700-7090-440000	\$35,000	\$0	\$0	\$0	\$0	\$35,000	\$0
Revenue		\$0	\$0	\$0	\$0	\$0	\$0	\$0
Carryover/Reserves		\$0	\$0	\$0	\$0	\$0	\$0	\$0
Levy		\$0	\$0	\$0	\$0	\$0	\$0	\$0

Project Title: Pickup Trucks

Project ID: Hwy Equip-4
Division: Highway
Project Lead: Clement Abongwa

Project Scope and Description:

Administration and supervision vehicles, typically pickup trucks, must be replaced on rotation every few years as they accumulate extreme mileage on an annual basis. The 2024 funds are to purchase one administrative vehicle for use by the Highway Division. There are currently three vehicles available to be shared by the Commissioner, engineers, and interns; five in total during the summer season. The 2024 purchase will replace another administrative vehicle with over 180,000 upon its availability use. If not replaced there may be a reduction in the level of service due to mechanical failure. The Highway Division reserves the right to make the actual vehicle selected for replacement/trade-in depending upon needs at that time.

Funding	Account String	2024	2025	2026	2027	2028	Total	Future
Expense	711-700-7090-581390	\$65,000	\$0	\$75,000	\$0	\$80,000	\$220,000	\$0
Bonding	711-700-7090-440000	\$65,000	\$0	\$75,000	\$0	\$80,000	\$220,000	\$0
Revenue		\$0	\$0	\$0	\$0	\$0	\$0	\$0
Carryover/Reserves		\$0	\$0	\$0	\$0	\$0	\$0	\$0
Levy		\$0	\$0	\$0	\$0	\$0	\$0	\$0

Project Title: Crew-Cab Trucks

Project ID: Hwy Equip-5
Division: Highway
Project Lead: Clement Abongwa

Project Scope and Description:

The Highway division road crews use crew-cab trucks on a consistent basis for transportation of employee(s) and maintenance tools to the job site. In 2024, one crew cab truck will be replaced. Each vehicle will be beyond the expected useful life with excessive mileage at the time of replacement. Repairs are not cost effective and there is a risk of the loss of service should there be mechanical failure. The Highway Division reserves the right to make the actual vehicle selected for replacement/trade-in depending upon needs at that time.

Funding	Account String	2024	2025	2026	2027	2028	Total	Future
Expense	711-700-7090-581390	\$85,000	\$0	\$0	\$85,000	\$100,000	\$270,000	\$0
Bonding	711-700-7090-440000	\$85,000	\$0	\$0	\$85,000	\$100,000	\$270,000	\$0
Revenue		\$0	\$0	\$0	\$0	\$0	\$0	\$0
Carryover/Reserves		\$0	\$0	\$0	\$0	\$0	\$0	\$0
Levy		\$0	\$0	\$0	\$0	\$0	\$0	\$0

Project Title: Aerial Platform Lift

Project ID: Hwy Equip-6
Division: Highway
Project Lead: Clement Abongwa

Project Scope and Description:

This is a new item to the capital improvement plan and in 2024 as the current lift is over 30 years old and has surpassed its useful life. This equipment is used by all divisions, primarily Highway and Facilities, but maintained by the Highway division. The aerial platform lift is used to reach high remote locations. This type of equipment requires an annual inspection and consistently fails, requiring further repairs. If not replaced, the division will need to continue to allocate resources to repair as needed.

Funding	Account String	2024	2025	2026	2027	2028	Total	Future
Expense	711-700-7090-580050	\$85,000	\$0	\$0	\$0	\$0	\$85,000	\$0
Bonding	711-700-7090-440000	\$85,000	\$0	\$0	\$0	\$0	\$85,000	\$0
Revenue		\$0	\$0	\$0	\$0	\$0	\$0	\$0
Carryover/Reserves		\$0	\$0	\$0	\$0	\$0	\$0	\$0
Levy		\$0	\$0	\$0	\$0	\$0	\$0	\$0

Project Title: Cold Planer

Project ID: Hwy Equip-7
Division: Highway
Project Lead: Clement Abongwa

Project Scope and Description:

This is a new item to the capital improvement plan and in 2024 as the current cold planer is roughly 15 years old and surpassed its useful life. A cold planer is an attachment for a skid-steer used to help level and roughen asphalt which allows the tack oil to be more effective in bonding the asphalt and pro-longing the life of the road. With the County's plan of paving 13 miles annually, this piece of equipment is needed in order to help produce the best finished project achievable and not slow the paving process with being out of commission and in need or repair.

Funding	Account String	2024	2025	2026	2027	2028	Total	Future
Expense	711-700-7090-580050	\$100,000	\$0	\$0	\$0	\$0	\$100,000	\$0
Bonding	711-700-7090-440000	\$100,000	\$0	\$0	\$0	\$0	\$100,000	\$0
Revenue		\$0	\$0	\$0	\$0	\$0	\$0	\$0
Carryover/Reserves		\$0	\$0	\$0	\$0	\$0	\$0	\$0
Levy		\$0	\$0	\$0	\$0	\$0	\$0	\$0

Project Title: Mowers and Decks

Project ID: Hwy Equip-8
Division: Highway
Project Lead: Clement Abongwa

Project Scope and Description:

Replace two flail mower attachments used by the Highway Division for summer mowing operations. These units are mounted to an agricultural tractor and used to mow busier state and interstate roadways as they discharge less debris and are more compact than other mowing methods. The units being replaced are 30 years old and in need of frequent repair.

Funding	Account String	2024	2025	2026	2027	2028	Total	Future
Expense	711-700-7090-580050	\$130,000	\$0	\$0	\$0	\$0	\$130,000	\$0
Bonding	711-700-7090-440000	\$130,000	\$0	\$0	\$0	\$0	\$130,000	\$0
Revenue		\$0	\$0	\$0	\$0	\$0	\$0	\$0
Carryover/Reserves		\$0	\$0	\$0	\$0	\$0	\$0	\$0
Levy		\$0	\$0	\$0	\$0	\$0	\$0	\$0

Project Title: Tractors

Project ID: Hwy Equip-9
Division: Highway
Project Lead: Clement Abongwa

Project Scope and Description:

This item is only new to the capital improvement plan in 2024 for clarity purposes between tractors, mowers and mower decks. The current plan shows replacement of five tractor mowers, two in 2024, used by the Highway Division for highway maintenance. These pieces of equipment were purchased in the 1990s and are well beyond their expected useful lives, incurring excessive repair costs. The tractors vary in size and attachments and therefore price per unit, averaging approximately \$150,000 each in 2024. This new equipment is part of an ongoing fleet replacement plan. If not replaced there may be a reduction in the level of service due to mechanical failure. The Highway Division reserves the right to make the actual vehicle selected for replacement/trade-in depending upon needs at that time.

Funding	Account String	2024	2025	2026	2027	2028	Total	Future
Expense	711-700-7090-581390	\$300,000	\$0	\$350,000	\$0	\$225,000	\$875,000	\$0
Bonding	711-700-7090-440000	\$300,000	\$0	\$350,000	\$0	\$225,000	\$875,000	\$0
Revenue		\$0	\$0	\$0	\$0	\$0	\$0	\$0
Carryover/Reserves		\$0	\$0	\$0	\$0	\$0	\$0	\$0
Levy		\$0	\$0	\$0	\$0	\$0	\$0	\$0

Project Title: Wheel Loader

Project ID: Hwy Equip-10
Division: Highway
Project Lead: Clement Abongwa

Project Scope and Description:

Replace two wheel loaders, one in 2024 and one in 2026, used by the Division of Highways for maintenance and repair purposes. These vehicles will be beyond their expected useful life at the time of replacement. If not replaced, there is a risk of loss of service due to mechanical failure. The Highway Division reserves the right to make the actual vehicle selected for replacement/trade-in depending upon needs at that time.

Funding	Account String	2024	2025	2026	2027	2028	Total	Future
Expense	711-700-7090-581390	\$300,000	\$0	\$450,000	\$0	\$0	\$750,000	\$0
Bonding	711-700-7090-440000	\$300,000	\$0	\$450,000	\$0	\$0	\$750,000	\$0
Revenue		\$0	\$0	\$0	\$0	\$0	\$0	\$0
Carryover/Reserves		\$0	\$0	\$0	\$0	\$0	\$0	\$0
Levy		\$0	\$0	\$0	\$0	\$0	\$0	\$0

Project Title: Single Axle Truck

Project ID: Hwy Equip-11
Division: Highway
Project Lead: Clement Abongwa

Project Scope and Description:

Replace five single axle trucks, one in each year 2024-2028, used by the Highway Division for plowing and general road maintenance purposes. The existing equipment is beyond its expected useful life and will be roughly 20 years old at the time of replacement. These vehicles are part of an ongoing vehicle replacement plan. If not replaced there may be a reduction in the level of service due to mechanical failure. The Highway Division reserves the right to make the actual vehicle selected for replacement/trade-in depending upon needs at that time.

Funding	Account String	2024	2025	2026	2027	2028	Total	Future
Expense	711-700-7090-581390	\$300,000	\$300,000	\$325,000	\$350,000	\$375,000	\$1,650,000	\$0
Bonding	711-700-7090-440000	\$300,000	\$300,000	\$325,000	\$350,000	\$375,000	\$1,650,000	\$0
Revenue		\$0	\$0	\$0	\$0	\$0	\$0	\$0
Carryover/Reserves		\$0	\$0	\$0	\$0	\$0	\$0	\$0
Levy		\$0	\$0	\$0	\$0	\$0	\$0	\$0

Project Title: Tri Axle Trucks

Project ID: Hwy Equip-12
Division: Highway
Project Lead: Clement Abongwa

Project Scope and Description:

Replace four tri-axle trucks, one in each year 2024-2027, used by the Highway Division for plowing and road maintenance. At the time of replacement, these vehicles will be over 15 years old and beyond their expected useful lives. These new vehicles are part of an ongoing vehicle replacement plan. There are currently four purchased in 2007 that replacement parts are becoming extremely difficult acquire, leading to extended idle time and costly repairs. If not replaced there may be a reduction in the level of service due to mechanical failure. The Highway Division reserves the right to make the actual vehicle selected for replacement/trade-in depending upon needs at that time.

Funding	Account String	2024	2025	2026	2027	2028	Total	Future
Expense	711-700-7090-581390	\$300,000	\$300,000	\$325,000	\$350,000	\$0	\$1,275,000	\$0
Bonding	711-700-7090-440000	\$300,000	\$300,000	\$325,000	\$350,000	\$0	\$1,275,000	\$0
Revenue		\$0	\$0	\$0	\$0	\$0	\$0	\$0
Carryover/Reserves		\$0	\$0	\$0	\$0	\$0	\$0	\$0
Levy		\$0	\$0	\$0	\$0	\$0	\$0	\$0

Project Title: Attenuator

Project ID: Hwy Equip-13
Division: Highway
Project Lead: Clement Abongwa

Project Scope and Description:

Replace two attenuators, also known as crash cushions, used by the Highway Division for safety precautions while working in the field. This piece of equipment is used to take impact from distracted road patrons, to keep our County employees safe. Attenuators should be replaced on a regular basis to ensure safety functions are intact and up to date. Highway staff maintains a schedule of recommended equipment replacements. These units are currently scheduled to be replaced in 2025 and 2028.

Funding	Account String	2024	2025	2026	2027	2028	Total	Future
Expense	711-700-7090-580050	\$0	\$40,000	\$0	\$0	\$50,000	\$90,000	\$0
Bonding	711-700-7090-440000	\$0	\$40,000	\$0	\$0	\$50,000	\$90,000	\$0
Revenue		\$0	\$0	\$0	\$0	\$0	\$0	\$0
Carryover/Reserves		\$0	\$0	\$0	\$0	\$0	\$0	\$0
Levy		\$0	\$0	\$0	\$0	\$0	\$0	\$0

Project Title: Shop Van

Project ID: Hwy Equip-14
Division: Highway
Project Lead: Clement Abongwa

Project Scope and Description:

Replace the shop van used by the Highway Division, inherited from the Sheriff Division upon replacement of their own fleet. This vehicle serves as the primary transportation of equipment parts purchased in the area and to the field when equipment has malfunctioned. At the time of replacement it will be in excess of 300,000 miles.

Funding	Account String	2024	2025	2026	2027	2028	Total	Future
Expense	711-700-7090-581390	\$0	\$80,000	\$0	\$0	\$0	\$80,000	\$0
Bonding	711-700-7090-440000	\$0	\$80,000	\$0	\$0	\$0	\$80,000	\$0
Revenue		\$0	\$0	\$0	\$0	\$0	\$0	\$0
Carryover/Reserves		\$0	\$0	\$0	\$0	\$0	\$0	\$0
Levy		\$0	\$0	\$0	\$0	\$0	\$0	\$0

Project Title: One Ton Trucks

Project ID: Hwy Equip-15
Division: Highway
Project Lead: Clement Abongwa

Project Scope and Description:

Replace one, one ton dump truck, in each of the years 2025-2028, for use by the Division of Highways. These vehicles will be over 10 years old at their time of replacement and used constantly by Division personnel, accumulating excessive mileage quickly, averaging 23,000 miles per year. One ton trucks cost between \$90,000 - \$110,000 depending upon attachments. These vehicles are part of an ongoing vehicle replacement plan. If not replaced, there may be a reduction in the level of service due to mechanical failure. The Highway Division reserves the right to make the actual vehicle selected for replacement/trade-in depending upon needs at that time.

Funding	Account String	2024	2025	2026	2027	2028	Total	Future
Expense	711-700-7090-581390	\$0	\$90,000	\$95,000	\$110,000	\$110,000	\$405,000	\$0
Bonding	711-700-7090-440000	\$0	\$90,000	\$95,000	\$110,000	\$110,000	\$405,000	\$0
Revenue		\$0	\$0	\$0	\$0	\$0	\$0	\$0
Carryover/Reserves		\$0	\$0	\$0	\$0	\$0	\$0	\$0
Levy		\$0	\$0	\$0	\$0	\$0	\$0	\$0

Project Title: Skid Steer

Project ID: Hwy Equip-16
Division: Highway
Project Lead: Clement Abongwa

Project Scope and Description:

Replace two skid-steers, one in each 2025 and 2028, used by the Highway Division for general road maintenance purposes. These equipment are beyond their expected useful life and incur excessive repair costs. Skid-steers are a part of an ongoing vehicle replacement plan. If not replaced there may be a reduction in the level of service due to mechanical failure. These equipment will have over 6,000 hours of operation at their time of replacement. The Highway Division reserves the right to make the actual vehicle selected for replacement/trade-in depending upon needs at that time.

Funding	Account String	2024	2025	2026	2027	2028	Total	Future
Expense	711-700-7090-580050	\$0	\$110,000	\$0	\$0	\$150,000	\$260,000	\$0
Bonding	711-700-7090-440000	\$0	\$110,000	\$0	\$0	\$150,000	\$260,000	\$0
Revenue		\$0	\$0	\$0	\$0	\$0	\$0	\$0
Carryover/Reserves		\$0	\$0	\$0	\$0	\$0	\$0	\$0
Levy		\$0	\$0	\$0	\$0	\$0	\$0	\$0

Project Title: Melter/Applicator

Project ID: Hwy Equip-17

Division: Highway

Project Lead: Clement Abongwa

Project Scope and Description:

Replace a 2017 melter/applicator used by the Highway Division for general road maintenance purposes in 2025. This is part of an ongoing vehicle and equipment replacement plan. If not replaced there may be a reduction in the level of service due to mechanical failure. The unit will be beyond its useful having over 4,000 hours of operation at the time of replacement. The Highway Division reserves the right to alter the piece of equipment selected (no change in cost) should this be necessary.

Funding	Account String	2024	2025	2026	2027	2028	Total	Future
Expense	711-700-7090-581390	\$0	\$110,000	\$0	\$0	\$0	\$110,000	\$0
Bonding	711-700-7090-440000	\$0	\$110,000	\$0	\$0	\$0	\$110,000	\$0
Revenue		\$0	\$0	\$0	\$0	\$0	\$0	\$0
Carryover/Reserves		\$0	\$0	\$0	\$0	\$0	\$0	\$0
Levy		\$0	\$0	\$0	\$0	\$0	\$0	\$0

Project Title: Stake Body Truck

Project ID: Hwy Equip-18

Division: Highway

Project Lead: Clement Abongwa

Project Scope and Description:

Replace two stake body trucks, one in each 2025 and 2028, used by the Highway Division for general road repair and maintenance purposes. These vehicles will each be almost 30 years of age at the time of replacement and well past their useful life. The Division maintains a comprehensive vehicle replacement plan to provide high levels of service and reduce repair/maintenance expenses. The Highway Division reserves the right to make the actual vehicle selected for replacement/trade-in depending upon needs at that time.

Funding	Account String	2024	2025	2026	2027	2028	Total	Future
Expense	711-700-7090-581390	\$0	\$145,000	\$0	\$0	\$200,000	\$345,000	\$0
Bonding	711-700-7090-440000	\$0	\$145,000	\$0	\$0	\$200,000	\$345,000	\$0
Revenue		\$0	\$0	\$0	\$0	\$0	\$0	\$0
Carryover/Reserves		\$0	\$0	\$0	\$0	\$0	\$0	\$0
Levy		\$0	\$0	\$0	\$0	\$0	\$0	\$0

Project Title: Excavators

Project ID: Hwy Equip-19
Division: Highway
Project Lead: Clement Abongwa

Project Scope and Description:

Replace two excavators used by the Highway Division for hauling, general road repair and maintenance purposes. The Division maintains a comprehensive vehicle replacement plan to provide high levels of service and reduce repair/maintenance expenses. Excavators are a part of this plan and will be 10 years old and beyond their useful life at the time of replacement. The Highway Division reserves the right to make the actual vehicle selected for replacement/trade-in depending upon needs at that time.

Funding	Account String	2024	2025	2026	2027	2028	Total	Future
Expense	711-700-7090-581390	\$0	\$400,000	\$450,000	\$0	\$0	\$850,000	\$0
Bonding	711-700-7090-440000	\$0	\$400,000	\$450,000	\$0	\$0	\$850,000	\$0
Revenue		\$0	\$0	\$0	\$0	\$0	\$0	\$0
Carryover/Reserves		\$0	\$0	\$0	\$0	\$0	\$0	\$0
Levy		\$0	\$0	\$0	\$0	\$0	\$0	\$0

Project Title: Fork Lifts

Project ID: Hwy Equip-20
Division: Highway
Project Lead: Clement Abongwa

Project Scope and Description:

Replace two fork lifts used by the Highway Division for general shop maintenance purposes. Fork lifts are needed in the shop and yard for moving large/heavy parts and inventory and general maintenance. Highway staff maintains a schedule of recommended equipment replacements.

Funding	Account String	2024	2025	2026	2027	2028	Total	Future
Expense	711-700-7090-580050	\$0	\$0	\$40,000	\$0	\$55,000	\$95,000	\$0
Bonding	711-700-7090-440000	\$0	\$0	\$40,000	\$0	\$55,000	\$95,000	\$0
Revenue		\$0	\$0	\$0	\$0	\$0	\$0	\$0
Carryover/Reserves		\$0	\$0	\$0	\$0	\$0	\$0	\$0
Levy		\$0	\$0	\$0	\$0	\$0	\$0	\$0

Project Title: Arrow Boards

Project ID: Hwy Equip-21
Division: Highway
Project Lead: Clement Abongwa

Project Scope and Description:

Replace three arrow boards, two in 2026 and one in 2027, to be used by the Highway Division to notify motorists about lane restrictions and other general highway issues to detour traffic. With the increase in construction projects, the County cannot afford to be without even one arrow board for an extended period of time.

Funding	Account String	2024	2025	2026	2027	2028	Total	Future
Expense	711-700-7090-580050	\$0	\$0	\$50,000	\$25,000	\$0	\$75,000	\$0
Bonding	711-700-7090-440000	\$0	\$0	\$50,000	\$25,000	\$0	\$75,000	\$0
Revenue		\$0	\$0	\$0	\$0	\$0	\$0	\$0
Carryover/Reserves		\$0	\$0	\$0	\$0	\$0	\$0	\$0
Levy		\$0	\$0	\$0	\$0	\$0	\$0	\$0

Project Title: Roller

Project ID: Hwy Equip-22
Division: Highway
Project Lead: Clement Abongwa

Project Scope and Description:

Replace a 1997 roller used by the Highway Division for paving, general road repair and maintenance purposes. The Division maintains a comprehensive vehicle replacement plan to provide high levels of service and reduce repair/maintenance expenses. With the increase in road construction, rollers have become a vital part of this plan. The Highway Division reserves the right to make the actual vehicle selected for replacement/trade-in depending upon needs at that time.

Funding	Account String	2024	2025	2026	2027	2028	Total	Future
Expense	711-700-7090-581390	\$0	\$0	\$0	\$175,000	\$0	\$175,000	\$0
Bonding	711-700-7090-440000	\$0	\$0	\$0	\$175,000	\$0	\$175,000	\$0
Revenue		\$0	\$0	\$0	\$0	\$0	\$0	\$0
Carryover/Reserves		\$0	\$0	\$0	\$0	\$0	\$0	\$0
Levy		\$0	\$0	\$0	\$0	\$0	\$0	\$0

Project Title: Dozer

Project ID: Hwy Equip-23
Division: Highway
Project Lead: Clement Abongwa

Project Scope and Description:

Replace a 2016 dozer used by the Highway Division for general road maintenance purposes. This piece of equipment will be beyond its expected useful life at the time of replacement. This vehicle is part of an ongoing vehicle replacement plan. If not replaced there may be a reduction in the level of service due to mechanical failure. The Highway Division reserves the right to make the actual vehicle selected for replacement/trade-in depending upon needs at that time.

Funding	Account String	2024	2025	2026	2027	2028	Total	Future
Expense	711-700-7090-581390	\$0	\$0	\$0	\$275,000	\$0	\$275,000	\$0
Bonding	711-700-7090-440000	\$0	\$0	\$0	\$275,000	\$0	\$275,000	\$0
Revenue		\$0	\$0	\$0	\$0	\$0	\$0	\$0
Carryover/Reserves		\$0	\$0	\$0	\$0	\$0	\$0	\$0
Levy		\$0	\$0	\$0	\$0	\$0	\$0	\$0

Project Title: Paver

Project ID: Hwy Equip-24
Division: Highway
Project Lead: Clement Abongwa

Project Scope and Description:

Replace one road paver used by the Highway Division for paving operations. This is one of the most critical pieces of equipment to help keep up with the increase in road construction. At the time of replacement, the existing paver will be over 10 years old and have surpassed its useful life. The Highway Division reserves the right to make the actual vehicle selected for replacement/trade-in depending upon needs at that time.

Funding	Account String	2024	2025	2026	2027	2028	Total	Future
Expense	711-700-7090-581390	\$0	\$0	\$0	\$450,000	\$0	\$450,000	\$0
Bonding	711-700-7090-440000	\$0	\$0	\$0	\$450,000	\$0	\$450,000	\$0
Revenue		\$0	\$0	\$0	\$0	\$0	\$0	\$0
Carryover/Reserves		\$0	\$0	\$0	\$0	\$0	\$0	\$0
Levy		\$0	\$0	\$0	\$0	\$0	\$0	\$0

Project Title: Backhoe

Project ID: Hwy Equip-25
Division: Highway
Project Lead: Clement Abongwa

Project Scope and Description:

Replace a 1993 backhoe used by the Highway Division for general road maintenance purposes. This piece of equipment is beyond its expected useful life and incurs excessive repair costs. This equipment is part of an ongoing fleet replacement plan. If not replaced there may be a reduction in the level of service due to mechanical failure. The Highway Division reserves the right to make the actual vehicle selected for replacement/trade-in depending upon needs at that time.

Funding	Account String	2024	2025	2026	2027	2028	Total	Future
Expense	711-700-7090-581390	\$0	\$0	\$0	\$0	\$250,000	\$250,000	\$0
Bonding	711-700-7090-440000	\$0	\$0	\$0	\$0	\$250,000	\$250,000	\$0
Revenue		\$0	\$0	\$0	\$0	\$0	\$0	\$0
Carryover/Reserves		\$0	\$0	\$0	\$0	\$0	\$0	\$0
Levy		\$0	\$0	\$0	\$0	\$0	\$0	\$0

Project Title: Snow Blower Attachment

Project ID: Hwy Equip-26
Division: Highway
Project Lead: Clement Abongwa

Project Scope and Description:

Purchase a snow blower attachment for snow removal when the snow has become too built up and further plowing is not an option. This unit can be attached to various vehicles, both County and contractor, as needed. The County may contract with a merchant on a per use basis and attach the snow blower to the contractor's vehicle to remove snow from the interstate. The purchase of another tractor to accommodate the snow blower may not be cost effective.

Funding	Account String	2024	2025	2026	2027	2028	Total	Future
Expense	711-700-7090-580050	\$0	\$0	\$0	\$0	\$400,000	\$400,000	\$0
Bonding	711-700-7090-440000	\$0	\$0	\$0	\$0	\$400,000	\$400,000	\$0
Revenue		\$0	\$0	\$0	\$0	\$0	\$0	\$0
Carryover/Reserves		\$0	\$0	\$0	\$0	\$0	\$0	\$0
Levy		\$0	\$0	\$0	\$0	\$0	\$0	\$0

Kenosha County Five Year Capital Outlay/Projects Plan

Highlight = New For Budget Year

Department/Division Project Title	Project ID	2024 Budgeted Capital	2025 Information Only	2026 Information Only	2027 Information Only	2028 Information Only	Total Five Year	Future Projects
--------------------------------------	------------	-----------------------------	-----------------------------	-----------------------------	-----------------------------	-----------------------------	--------------------	--------------------

DEPARTMENT OF PUBLIC WORKS & DEVELOPMENT SERVICES

Highway Division - Projects

Transportation Infrastructure Improvements	Hwy Proj-1	\$4,224,000	\$4,250,000	\$4,300,000	\$4,350,000	\$4,400,000	\$21,524,000	\$0
Transportation Infrastructure Improvements - ARPA	Hwy Proj-1	(\$1,250,000)	\$0	\$0	\$0	\$0	(\$1,250,000)	\$0
Replacement of Bridge Deck - CTH A	Hwy Proj-2	\$100,000	\$1,135,000	\$0	\$0	\$0	\$1,235,000	\$0
Replacement of Bridge Deck - CTH A - Revenue	Hwy Proj-2	\$0	(\$700,000)	\$0	\$0	\$0	(\$700,000)	\$0
CTH Multi-Use Trail - CTH C - 128th Ave to CTH U	Hwy Proj-3	\$100,000	\$1,065,000	\$0	\$0	\$0	\$1,165,000	\$0
CTH Multi-Use Trail - CTH C - 128th Ave to CTH U - Revenue	Hwy Proj-3	(\$80,000)	(\$815,000)	\$0	\$0	\$0	(\$895,000)	\$0
CTH WG Bridge Reconstruction	Hwy Proj-4	\$200,000	\$55,000	\$1,420,000	\$0	\$0	\$1,675,000	\$0
CTH WG Bridge Reconstruction - Revenue	Hwy Proj-4	(\$120,000)	\$0	(\$1,017,000)	\$0	\$0	(\$1,137,000)	\$0
CTH C Bridge Rehabilitation	Hwy Proj-5	\$369,000	\$2,592,000	\$0	\$0	\$0	\$2,961,000	\$0
CTH C Bridge Rehabilitation - Revenue	Hwy Proj-5	(\$269,000)	(\$1,792,000)	\$0	\$0	\$0	(\$2,061,000)	\$0
Local Road Improvement Projects - CTH E	Hwy Proj-6	\$1,695,000	\$0	\$0	\$0	\$0	\$1,695,000	\$0
Local Road Improvement Projects - CTH E - Revenue	Hwy Proj-6	\$343,000)	\$0	\$0	\$0	\$0	(\$343,000)	\$0
Local Road Improvement Projects - CTH H	Hwy Proj-7	\$2,350,000	\$0	\$0	\$0	\$0	\$2,350,000	\$0
Local Road Improvement Projects - CTH H - Revenue	Hwy Proj-7	(\$549,000)	\$0	\$0	\$0	\$0	(\$549,000)	\$0
Local Road Improvement Projects	Hwy Proj-8	\$0	\$625,000	\$650,000	\$625,000	\$0	\$1,900,000	\$0
Local Road Improvement Projects - Revenue	Hwy Proj-8	\$0	(\$313,000)	(\$325,000)	(\$313,000)	\$0	(\$951,000)	\$0
CTH W - State Line to CTH C	Hwy Proj-9	\$0	\$1,310,000	\$2,696,550	\$393,450	\$0	\$4,400,000	\$0
CTH W - State Line to CTH C - Revenue	Hwy Proj-9	\$0	\$0	(\$2,396,000)	\$0	\$0	(\$2,396,000)	\$0
CTH W - Fox River Bank	Hwy Proj-10	\$0	\$0	\$2,500,000	\$0	\$0	\$2,500,000	\$0
CTH W - Fox River Bank - Revenue	Hwy Proj-10	\$0	\$0	(\$1,900,000)	\$0	\$0	(\$1,900,000)	\$0
CTH W - CTH C to CTH F	Hwy Proj-11	\$0	\$0	\$730,000	\$2,121,550	\$10,650,000	\$13,501,550	\$0
CTH W - CTH C to CTH F - Revenue	Hwy Proj-11	\$0	\$0	(\$700,000)	\$0	(\$6,300,000)	(\$7,000,000)	\$0
CTH K Reconstruction - Phase II	Hwy Proj-12	\$0	\$1,000,000	\$1,750,000	\$10,405,000	\$0	\$13,155,000	\$0
CTH K Reconstruction - Phase II - Revenue (STP)	Hwy Proj-12	\$0	(\$800,000)	\$0	(\$6,200,000)	\$0	(\$7,000,000)	\$0
CTH K Reconstruction - Phase III	Hwy Proj-13	\$200,000	\$780,000	\$1,386,950	\$0	\$9,154,000	\$11,520,950	\$2,251,000
CTH K Reconstruction - Phase III - Revenue	Hwy Proj-13	\$0	(\$624,000)	\$0	\$0	(\$7,200,000)	(\$7,824,000)	\$0
CTH F - CTH KD to CTH W	Hwy Proj-14	\$0	\$0	\$0	\$0	\$0	\$0	\$4,000,000
CTH F - CTH KD to CTH W - Revenue	Hwy Proj-14	\$0	\$0	\$0	\$0	\$0	\$0	(\$3,200,000)
Bonding		\$6,627,000	\$7,768,000	\$9,095,500	\$11,382,000	\$10,704,000	\$45,576,500	\$3,051,000
Revenue		\$2,611,000	\$5,044,000	\$6,338,000	\$6,513,000	\$13,500,000	\$34,006,000	\$3,200,000
Carryover/Reserves		\$0	\$0	\$0	\$0	\$0	\$0	\$0
Levy		\$0	\$0	\$0	\$0	\$0	\$0	\$0
Expense		\$9,238,000	\$12,812,000	\$15,433,500	\$17,895,000	\$24,204,000	\$79,582,500	\$6,251,000

Project Title: Transportation Infrastructure Improvements

Project ID: Hwy Proj-1
Division: Highway
Project Lead: Clement Abongwa

Project Scope and Description:

This budget captures a multitude of county highway improvement projects including but not limited to design, right of way purchase, repaving, construction, culverts, multi-use trails, park roads and general infrastructure improvements. Project costs include labor, machinery, materials and contractor/sub-contractor costs. Projects are prioritized and undertaken on an as-needed basis. Prioritization is based on asset condition, traffic volume and route importance. Kenosha County utilizes an industry-specific rating system when evaluating and prioritizing projects. ARPA funding will be used to partially offset the cost of these improvements. The deterioration rate of paving, from new to failed, is approximately 15 years. The county highway mileage is currently 249 miles. Failure to complete these projects will result in patching and repairing cracks and potholes and continuing safety hazards to motorists. The goal for 2024 is to replace 13 miles of county highway center lane mileage.

Funding	Account String	2024	2025	2026	2027	2028	Total	Future
Expense	711-700-7090-582260	\$4,224,000	\$4,250,000	\$4,300,000	\$4,350,000	\$4,400,000	\$21,524,000	\$0
Bonding	711-700-7090-440000	\$2,974,000	\$4,250,000	\$4,300,000	\$4,350,000	\$4,400,000	\$20,274,000	\$0
Revenue	711-700-7090-443293	\$1,250,000	\$0	\$0	\$0	\$0	\$1,250,000	\$0
Carryover/Reserves		\$0	\$0	\$0	\$0	\$0	\$0	\$0
Levy		\$0	\$0	\$0	\$0	\$0	\$0	\$0

Project Title: Replacement of Bridge Deck - CTH A

Project ID: Hwy Proj-2
Division: Highway
Project Lead: Clement Abongwa

Project Scope and Description:

Replace the bridge deck on CTH A just west of CTH G. The bridge deck is in poor condition and does not meet recommended standards, qualifying it to receive bridge rehabilitation funding. The County was awarded State Transportation Program funding for the deck replacement. Design work will take place in 2024 with construction in 2025. If this project is not undertaken, the bridge deck could deteriorate such that the bridge would become structurally unsafe to support traffic, ultimately closing the bridge.

Funding	Account String	2024	2025	2026	2027	2028	Total	Future
Expense	711-700-7090-582260	\$100,000	\$1,135,000	\$0	\$0	\$0	\$1,235,000	\$0
Bonding	711-700-7090-440000	\$100,000	\$435,000	\$0	\$0	\$0	\$535,000	\$0
Revenue	711-700-7090-442755	\$0	\$700,000	\$0	\$0	\$0	\$700,000	\$0
Carryover/Reserves		\$0	\$0	\$0	\$0	\$0	\$0	\$0
Levy		\$0	\$0	\$0	\$0	\$0	\$0	\$0

Project Title: CTH Multi-Use Trail - CTH C - 128th Ave to CTH U

Project ID: Hwy Proj-3
Division: Highway
Project Lead: Clement Abongwa

Project Scope and Description:

This project is a part of the Kenosha County Comprehensive Trails Plan that will connect a network of trails in the area. A trail exists from Bainstation Road to 128th Avenue on CTH C. Not only does this project help further expand that trail, but will also address drainage issues along CTH C that the County has had to deal with for many years. The County has been approved for funding that is specific to multi-use trails that will help fund roughly 80% of this project.

Funding	Account String	2024	2025	2026	2027	2028	Total	Future
Expense	711-700-7090-582260	\$100,000	\$1,065,000	\$0	\$0	\$0	\$1,165,000	\$0
Bonding	711-700-7090-440000	\$20,000	\$250,000	\$0	\$0	\$0	\$270,000	\$0
Revenue	711-700-7090-442755	\$80,000	\$815,000	\$0	\$0	\$0	\$895,000	\$0
Carryover/Reserves		\$0	\$0	\$0	\$0	\$0	\$0	\$0
Levy		\$0	\$0	\$0	\$0	\$0	\$0	\$0

Project Title: CTH WG Bridge Reconstruction

Project ID: Hwy Proj-4
Division: Highway
Project Lead: Clement Abongwa

Project Scope and Description:

Reconstruct the bridge on CTH WG between STH 45 and I-94 that goes over the west leg of the Dutch Canal. The bridge is in poor condition with a Structure Sufficiency Rating below 50, which qualifies the bridge for federal funding. Design work will begin in 2024 with construction completion scheduled in 2026. In 2022 the bridge going over the east leg of the Dutch Canal was reconstructed. If this project is not undertaken, the bridge could be closed due to low structural sufficiency rating and possibly catastrophic failure.

Funding	Account String	2024	2025	2026	2027	2028	Total	Future
Expense	711-700-7090-582260	\$200,000	\$55,000	\$1,420,000	\$0	\$0	\$1,675,000	\$0
Bonding	711-700-7090-440000	\$80,000	\$55,000	\$403,000	\$0	\$0	\$538,000	\$0
Revenue	711-700-7090-442755	\$120,000	\$0	\$1,017,000	\$0	\$0	\$1,137,000	\$0
Carryover/Reserves		\$0	\$0	\$0	\$0	\$0	\$0	\$0
Levy		\$0	\$0	\$0	\$0	\$0	\$0	\$0

Project Title: CTH C Bridge Rehabilitation

Project ID: Hwy Proj-5
Division: Highway
Project Lead: Clement Abongwa

Project Scope and Description:

Rehabilitate the bridge on CTH C over the Des Plaines River located 0.4 miles east of East Frontage Road. The bridge is in poor condition exhibiting severe deterioration on the deck and the abutment. This project is new to the capital improvement plan and in 2024 as it's recorded Structure Sufficiency Rating is now below 50, qualifying the bridge for federal funding. The county was awarded State Transportation Bridge program funding for both design and construction. Design work will begin in 2024 with anticipated construction completion in 2025. If this project is not undertaken, the bridge could be closed to traffic due to low structural sufficiency rating and possibly catastrophic failure.

Funding	Account String	2024	2025	2026	2027	2028	Total	Future
Expense	711-700-7090-582260	\$369,000	\$2,592,000	\$0	\$0	\$0	\$2,961,000	\$0
Bonding	711-700-7090-440000	\$100,000	\$800,000	\$0	\$0	\$0	\$900,000	\$0
Revenue	711-700-7090-442755	\$269,000	\$1,792,000	\$0	\$0	\$0	\$2,061,000	\$0
Carryover/Reserves		\$0	\$0	\$0	\$0	\$0	\$0	\$0
Levy		\$0	\$0	\$0	\$0	\$0	\$0	\$0

Project Title: Local Road Improvement Projects - CTH E

Project ID: Hwy Proj-6
Division: Highway
Project Lead: Clement Abongwa

Project Scope and Description:

Reconditioning the pavement of the highway along CTH E between CTH G and STH 32. The pavement is in poor condition and costly to maintain. Design work will be completed in 2023 with construction taking place in 2024. LRIP funding has been approved to help fund this project.

Funding	Account String	2024	2025	2026	2027	2028	Total	Future
Expense	711-700-7090-582260	\$1,695,000	\$0	\$0	\$0	\$0	\$1,695,000	\$0
Bonding	711-700-7090-440000	\$1,352,000	\$0	\$0	\$0	\$0	\$1,352,000	\$0
Revenue	711-700-7090-442320	\$343,000	\$0	\$0	\$0	\$0	\$343,000	\$0
Carryover/Reserves		\$0	\$0	\$0	\$0	\$0	\$0	\$0
Levy		\$0	\$0	\$0	\$0	\$0	\$0	\$0

Project Title: Local Road Improvement Projects - CTH H

Project ID: Hwy Proj-7
Division: Highway
Project Lead: Clement Abongwa

Project Scope and Description:

Reconstruct two separate sections of road on CTH H. The sections from STH 165 to 93rd and from Bainstation to 76th St (just South of STH 50). The pavements have exceeded their useful life, are in poor condition and do not meet recommended standards. Design work will be completed in 2023 with construction taking place in 2024. LRIP funding has been approved to help fund this project.

Funding	Account String	2024	2025	2026	2027	2028	Total	Future
Expense	711-700-7090-582260	\$2,350,000	\$0	\$0	\$0	\$0	\$2,350,000	\$0
Bonding	711-700-7090-440000	\$1,801,000	\$0	\$0	\$0	\$0	\$1,801,000	\$0
Revenue	711-700-7090-442320	\$549,000	\$0	\$0	\$0	\$0	\$549,000	\$0
Carryover/Reserves		\$0	\$0	\$0	\$0	\$0	\$0	\$0
Levy		\$0	\$0	\$0	\$0	\$0	\$0	\$0

Project Title: Local Road Improvement Projects

Project ID: Hwy Proj-8
Division: Highway
Project Lead: Clement Abongwa

Project Scope and Description:

The Local Road Improvement Program (LRIP) provides matching funds from the State of Wisconsin for projects on County highways. Typical projects include but are not limited to; intersection reconstruction, traffic signal installation, roadway reconstruction, traffic hazard elimination and resurfacing. Issues resolved are congestion problems, structural failures and bridge rehabilitation. Numerous successful projects have been completed in the past. The availability of State funding makes undertaking these projects fiscally beneficial.

Funding	Account String	2024	2025	2026	2027	2028	Total	Future
Expense	711-700-7090-582260	\$0	\$625,000	\$650,000	\$625,000	\$0	\$1,900,000	\$0
Bonding	711-700-7090-440000	\$0	\$312,000	\$325,000	\$312,000	\$0	\$949,000	\$0
Revenue	711-700-7090-442320	\$0	\$313,000	\$325,000	\$313,000	\$0	\$951,000	\$0
Carryover/Reserves		\$0	\$0	\$0	\$0	\$0	\$0	\$0
Levy		\$0	\$0	\$0	\$0	\$0	\$0	\$0

Project Title: CTH W - State Line to CTH C

Project ID: Hwy Proj-9
Division: Highway
Project Lead: Clement Abongwa

Project Scope and Description:

Reconstruct a section of CTH W from the Illinois state line to CTH C. The road is in poor condition and does not meet recommended standards. This section has been patched and repaired multiple times and should be replaced. Funding for this project will be partially covered by inter-governmental grants (STP). If not replaced, repair costs will become unsustainable, as well as, increasing highway safety concerns and potential damage. Design is scheduled to be completed in 2024 with anticipation of construction completion in 2025.

Funding	Account String	2024	2025	2026	2027	2028	Total	Future
Expense	711-700-7090-582260	\$0	\$1,310,000	\$2,696,550	\$393,450	\$0	\$4,400,000	\$0
Bonding	711-700-7090-440000	\$0	\$1,310,000	\$300,550	\$393,450	\$0	\$2,004,000	\$0
Revenue	711-700-7090-442755	\$0	\$0	\$2,396,000	\$0	\$0	\$2,396,000	\$0
Carryover/Reserves		\$0	\$0	\$0	\$0	\$0	\$0	\$0
Levy		\$0	\$0	\$0	\$0	\$0	\$0	\$0

Project Title: CTH W - Fox River Bank

Project ID: Hwy Proj-10
Division: Highway
Project Lead: Clement Abongwa

Project Scope and Description:

This project will restore a section of CTH W, located just South of CTH JI where the Fox River erodes the base of the road. In 2019 a section of CTH W collapsed into the river causing an emergency closure and repair. A feasibility study was conducted and it was determined that other sections of the highway embankment will need to be reconstructed to provide erosion protection. Design funds were budgeted in 2023 with construction estimated to take place in 2026. If left as is, there is potential for sections of CTH W to fall into the river.

Funding	Account String	2024	2025	2026	2027	2028	Total	Future
Expense	711-700-7090-582260	\$0	\$0	\$2,500,000	\$0	\$0	\$2,500,000	\$0
Bonding	711-700-7090-440000	\$0	\$0	\$600,000	\$0	\$0	\$600,000	\$0
Revenue	711-700-7090-442755	\$0	\$0	\$1,900,000	\$0	\$0	\$1,900,000	\$0
Carryover/Reserves		\$0	\$0	\$0	\$0	\$0	\$0	\$0
Levy		\$0	\$0	\$0	\$0	\$0	\$0	\$0

Project Title: CTH W - CTH C to CTH F

Project ID: Hwy Proj-11
Division: Highway
Project Lead: Clement Abongwa

Project Scope and Description:

Reconstruct a section of CTH W from CTH C to CTH F. The road is in poor condition and does not meet recommended standards. This section has been patched and repaired multiple times and should be replaced. Preliminary design work was budgeted in 2023 to estimate how much right-of-way will be required for the project. All right-of-way is funded by the County. Additional design work will be completed in 2025 with right-of-way purchases and road construction commencing and completing in 2026-2028.

Funding	Account String	2024	2025	2026	2027	2028	Total	Future
Expense	711-700-7090-582260	\$0	\$0	\$730,000	\$2,121,550	\$10,650,000	\$13,501,550	\$0
Bonding	711-700-7090-440000	\$0	\$0	\$30,000	\$2,121,550	\$4,350,000	\$6,501,550	\$0
Revenue	711-700-7090-442755	\$0	\$0	\$700,000	\$0	\$6,300,000	\$7,000,000	\$0
Carryover/Reserves		\$0	\$0	\$0	\$0	\$0	\$0	\$0
Levy		\$0	\$0	\$0	\$0	\$0	\$0	\$0

Project Title: CTH K Reconstruction - Phase II

Project ID: Hwy Proj-12
Division: Highway
Project Lead: Clement Abongwa

Project Scope and Description:

Reconstruct the section of CTH K from 94th Court heading west to approximately 115th Avenue. This project is the second of three phases to reconstruct CTH K from the high school near STH 31 west to 128th Ave. This section of two-lane roadway is not sufficient to handle the increase in traffic resulting from new local development or to accommodate access to/from businesses located on CTH K. Design will occur first with construction to follow. This project received funds in 2023 for additional requests to the intersection of 104th Ave and CTH K, as well as, will be substantially funded by inter-governmental revenue (STP Funds). If this project is not undertaken, the current road can be used but will require ongoing costs of repair and maintenance will become unsustainable. Traffic congestion, safety and access issues will be exacerbated.

Funding	Account String	2024	2025	2026	2027	2028	Total	Future
Expense	711-700-7090-582260	\$0	\$1,000,000	\$1,750,000	\$10,405,000	\$0	\$13,155,000	\$0
Bonding	711-700-7090-440000	\$0	\$200,000	\$1,750,000	\$4,205,000	\$0	\$6,155,000	\$0
Revenue	711-700-7090-442755	\$0	\$800,000	\$0	\$6,200,000	\$0	\$7,000,000	\$0
Carryover/Reserves		\$0	\$0	\$0	\$0	\$0	\$0	\$0
Levy		\$0	\$0	\$0	\$0	\$0	\$0	\$0

Project Title: CTH K Reconstruction - Phase III

Project ID: Hwy Proj-13
Division: Highway
Project Lead: Clement Abongwa

Project Scope and Description:

Reconstruct the section of CTH K from 115th Avenue heading west to 128th Avenue. This project is the third and final phase of the reconstruction of CTH K from the high school near STH 31 west to 128th. This section of two-lane roadway is not sufficient to handle the increase in traffic resulting from new local development or to accommodate access to/from businesses located on CTH K. Design will occur first with construction to follow. This project will be substantially funded by inter-governmental revenue (STP Funds). If this project is not undertaken, this will result in a significant increase to the costs of repair and maintenance. Traffic congestion, safety and access issues will continue.

Funding	Account String	2024	2025	2026	2027	2028	Total	Future
Expense	711-700-7090-582260	\$200,000	\$780,000	\$1,386,950	\$0	\$9,154,000	\$11,520,950	\$2,251,000
Bonding	711-700-7090-440000	\$200,000	\$156,000	\$1,386,950	\$0	\$1,954,000	\$3,696,950	\$2,251,000
Revenue	711-700-7090-442755	\$0	\$624,000	\$0	\$0	\$7,200,000	\$7,824,000	\$0
Carryover/Reserves		\$0	\$0	\$0	\$0	\$0	\$0	\$0
Levy		\$0	\$0	\$0	\$0	\$0	\$0	\$0

Project Title: CTH F - CTH KD to CTH W

Project ID: Hwy Proj-14
Division: Highway
Project Lead: Clement Abongwa

Project Scope and Description:

Reconstruct the section of CTH F between CTH KD and CTH W. This project consists of a re-design of the slope of the road to enhance sight distance and visibility at the intersection of CTH F and CTH JI. Not only will this project enhance the passer rating for this section of road but will further enhance safety measures to keep Kenosha County roads as safe as possible. Project funding is being applied for to help offset the cost of this project. Once funding has been awarded a more precise plan will be implemented into the five year capital improvement plan.

Funding	Account String	2024	2025	2026	2027	2028	Total	Future
Expense	711-700-7090-582260	\$0	\$0	\$0	\$0	\$0	\$0	\$4,000,000
Bonding	711-700-7090-440000	\$0	\$0	\$0	\$0	\$0	\$0	\$800,000
Revenue	711-700-7090-442755	\$0	\$0	\$0	\$0	\$0	\$0	\$3,200,000
Carryover/Reserves		\$0	\$0	\$0	\$0	\$0	\$0	\$0
Levy		\$0	\$0	\$0	\$0	\$0	\$0	\$0

Kenosha County Five Year Capital Outlay/Projects Plan

Highlight = New For Budget Year

Department/Division Project Title	Project ID	2024 Budgeted Capital	2025 Information Only	2026 Information Only	2027 Information Only	2028 Information Only	Total Five Year	Future Projects
--------------------------------------	------------	-----------------------------	-----------------------------	-----------------------------	-----------------------------	-----------------------------	--------------------	--------------------

DEPARTMENT OF PUBLIC WORKS & DEVELOPMENT SERVICES

Planning and Development Division

South Pike River Restoration Project - P&D	Planning-1	\$0	\$6,438,000	\$7,000,000	\$0	\$0	\$13,438,000	\$0
South Pike River Restoration Project - P&D - Revenue	Planning-1	\$0	(\$6,000,000)	(\$5,438,000)	\$0	\$0	(\$11,438,000)	\$0
Bonding		\$0	\$438,000	\$1,562,000	\$0	\$0	\$2,000,000	\$0
Revenue		\$0	\$6,000,000	\$5,438,000	\$0	\$0	\$11,438,000	\$0
Carryover/Reserves		\$0	\$0	\$0	\$0	\$0	\$0	\$0
Levy		\$0	\$0	\$0	\$0	\$0	\$0	\$0
Expense		\$0	\$6,438,000	\$7,000,000	\$0	\$0	\$13,438,000	\$0

Project Title: South Pike River Restoration Project - P&D

Project ID: Planning-1
Division: Planning & Development
Project Lead: Andy Buehler

Project Scope and Description:

This is a multi-phase, multi-year project working cooperatively with the U.S. Army Corps of Engineers (USACE). In 2020, funding was approved to complete a comprehensive feasibility plan to restore the South Branch of the Pike River between CTH S and CTH K (60th Street) resulting in increased environmental and quality of life benefits to Kenosha County. The 2022 capital budget included approximately \$2.2 million to begin the design phase of the project and to purchase the land associated with the restoration. With project re-evaluation and some project delays, design and land purchase efforts will continue in 2024 and construction will take place in 2025 and 2026. This project has been approved by the USACE to receive \$10 million in funding. Additional efforts to obtain more grants and donations from a multitude of sources, totaling \$1.5 million are in process. All costs above \$10 million are paid by the County.

Funding	Account String	2024	2025	2026	2027	2028	Total	Future
Expense	411-820-8290-582100	\$0	\$6,438,000	\$7,000,000	\$0	\$0	\$13,438,000	\$0
Bonding	411-820-8290-440000	\$0	\$438,000	\$1,562,000	\$0	\$0	\$2,000,000	\$0
Revenue	411-820-8290-445460	\$0	\$6,000,000	\$5,438,000	\$0	\$0	\$11,438,000	\$0
Carryover/Reserves		\$0	\$0	\$0	\$0	\$0	\$0	\$0
Levy		\$0	\$0	\$0	\$0	\$0	\$0	\$0

Kenosha County Five Year Capital Outlay/Projects Plan

Highlight = New For Budget Year

Department/Division Project Title	Project ID	2024 Budgeted Capital	2025 Information Only	2026 Information Only	2027 Information Only	2028 Information Only	Total Five Year	Future Projects
--------------------------------------	------------	-----------------------------	-----------------------------	-----------------------------	-----------------------------	-----------------------------	--------------------	--------------------

DEPARTMENT OF PUBLIC WORKS & DEVELOPMENT SERVICES

Capital Projects

Energy Efficiency Projects	Cap Proj-1	\$50,000	\$100,000	\$100,000	\$100,000	\$100,000	\$450,000	\$0
HVAC Replacement Projects	Cap Proj-2	\$100,000	\$100,000	\$100,000	\$100,000	\$100,000	\$500,000	\$0
Bonding		\$150,000	\$200,000	\$200,000	\$200,000	\$200,000	\$950,000	\$0
Revenue		\$0	\$0	\$0	\$0	\$0	\$0	\$0
Carryover/Reserves		\$0	\$0	\$0	\$0	\$0	\$0	\$0
Levy		\$0	\$0	\$0	\$0	\$0	\$0	\$0
Expense		\$150,000	\$200,000	\$200,000	\$200,000	\$200,000	\$950,000	\$0

TOTAL DEPARTMENT OF PUBLIC WORKS & DEVELOPMENT SERVICES								
Bonding		\$14,918,000	\$16,492,000	\$16,437,500	\$16,567,000	\$16,489,000	\$80,903,500	\$10,666,000
Revenue		\$3,861,000	\$11,659,000	\$13,631,000	\$6,763,000	\$13,750,000	\$49,664,000	\$5,225,000
Carryover/Reserves		\$4,637,000	\$2,270,000	\$2,155,000	\$752,000	\$625,000	\$10,439,000	\$0
Levy		\$0	\$0	\$0	\$0	\$0	\$0	\$0
Expense		\$23,416,000	\$30,421,000	\$32,223,500	\$24,082,000	\$30,864,000	\$141,006,500	\$15,891,000

Project Title: Energy Efficiency Projects

Project ID: Cap Proj-1
Division: Facilities
Project Lead: Matt Sturino

Project Scope and Description:

On an as-needed basis, the County takes on projects that increase energy efficiency and reduce energy costs such as lighting replacement or equipment changes that have a favorable payback period or are eligible for WE Energies "Focus on Energy" rebates. Some of these opportunities are difficult to accurately predict and funds must be available to replace failing equipment with new equipment that is more energy efficient. Larger overhaul enhancements are also included in this project including upgrading all interior lighting of the Public Safety and Pre-Trial Buildings over the upcoming years.

Funding	Account String	2024	2025	2026	2027	2028	Total	Future
Expense	434-790-7950-582200	\$50,000	\$100,000	\$100,000	\$100,000	\$100,000	\$450,000	\$0
Bonding	434-790-7950-440000	\$50,000	\$100,000	\$100,000	\$100,000	\$100,000	\$450,000	\$0
Revenue		\$0	\$0	\$0	\$0	\$0	\$0	\$0
Carryover/Reserves		\$0	\$0	\$0	\$0	\$0	\$0	\$0
Levy		\$0	\$0	\$0	\$0	\$0	\$0	\$0

Project Title: HVAC Replacement Projects

Project ID: Cap Proj-2
Division: Facilities
Project Lead: Matt Sturino

Project Scope and Description:

The County owns and maintains many HVAC units. The County maintains a replacement/maintenance schedule for this equipment. As units age, required maintenance may be costly. In some situations, it is more cost-effective to replace rather than repair an HVAC unit. These situations are difficult to predict and seem to happen at inopportune times. New units are energy-efficient and less costly to operate and maintain. The Facility Division reserves the right to vary project priorities given changing conditions.

Funding	Account String	2024	2025	2026	2027	2028	Total	Future
Expense	411-790-7975-582200	\$100,000	\$100,000	\$100,000	\$100,000	\$100,000	\$500,000	\$0
Bonding	411-790-7975-440000	\$100,000	\$100,000	\$100,000	\$100,000	\$100,000	\$500,000	\$0
Revenue		\$0	\$0	\$0	\$0	\$0	\$0	\$0
Carryover/Reserves		\$0	\$0	\$0	\$0	\$0	\$0	\$0
Levy		\$0	\$0	\$0	\$0	\$0	\$0	\$0

Kenosha County Five Year Capital Outlay/Projects Plan

Highlight = New For Budget Year

Department/Division Project Title	Project ID	2024 Budgeted Capital	2025 Information Only	2026 Information Only	2027 Information Only	2028 Information Only	Total Five Year	Future Projects
--------------------------------------	------------	-----------------------------	-----------------------------	-----------------------------	-----------------------------	-----------------------------	--------------------	--------------------

LAW ENFORCEMENT

Sheriff Division

Drones	Sheriff-1	\$19,000	\$0	\$0	\$0	\$0	\$19,000	\$0
Cargo Vans	Sheriff-2	\$39,000	\$0	\$62,000	\$0	\$27,500	\$128,500	\$0
Boat - Marine Unit Patrol	Sheriff-3	\$75,000	\$0	\$0	\$0	\$0	\$75,000	\$0
Body Cameras	Sheriff-4	\$525,000	\$500,000	\$500,000	\$500,000	\$500,000	\$2,525,000	\$0
Fleet Vehicles	Sheriff-5	\$1,041,000	\$1,073,000	\$1,106,000	\$1,138,000	\$1,170,000	\$5,528,000	\$0
Mobile Command Vehicle Camera System	Sheriff-6	\$0	\$180,000	\$0	\$0	\$0	\$180,000	\$0
Bonding		\$1,699,000	\$1,753,000	\$1,668,000	\$1,638,000	\$1,697,500	\$8,455,500	\$0
Revenue		\$0	\$0	\$0	\$0	\$0	\$0	\$0
Carryover/Reserves		\$0	\$0	\$0	\$0	\$0	\$0	\$0
Levy		\$0	\$0	\$0	\$0	\$0	\$0	\$0
Expense		\$1,699,000	\$1,753,000	\$1,668,000	\$1,638,000	\$1,697,500	\$8,455,500	\$0

Project Title: Drones

Project ID: Sheriff-1
Division: Sheriff
Project Lead: David Zoerner

Project Scope and Description:

Replace all three drones used by the Kenosha Sheriff's Department, Drone Unit. This is a new request to the capital improvement plan in 2024, as there have been recent regulation changes by the Federal Aviation Administration (FAA) requiring "Remote ID" on all drones. All units that do not comply with the new regulation must be grounded. These drones are crucial aspects to aid in search and rescue efforts, as well as, tracking and locating suspects from above. If these units are grounded, it will prevent critical operational efficiencies.

Funding	Account String	2024	2025	2026	2027	2028	Total	Future
Expense	411-210-2280-580050	\$19,000	\$0	\$0	\$0	\$0	\$19,000	\$0
Bonding	411-210-2280-440000	\$19,000	\$0	\$0	\$0	\$0	\$19,000	\$0
Revenue		\$0	\$0	\$0	\$0	\$0	\$0	\$0
Carryover/Reserves		\$0	\$0	\$0	\$0	\$0	\$0	\$0
Levy		\$0	\$0	\$0	\$0	\$0	\$0	\$0

Project Title: Cargo Vans

Project ID: Sheriff-2
Division: Sheriff
Project Lead: David Zoerner

Project Scope and Description:

Replace one passenger van used for inmate/detainee transport to/from the Department detention facilities and to other County Jails, Federal Facilities and State Institutions. The Sheriff's conveyance fleet consists of cargo style vans and passenger style vans. The department maintains a fleet of two extended length passenger style vans to handle the daily inmate transports. The passenger style vans require conversion costs to make the vans suitable for inmate transport. These transport vehicles are used daily and accumulate a high amount of mileage over 3-4 years use.

Funding	Account String	2024	2025	2026	2027	2028	Total	Future
Expense	411-210-2280-581390	\$39,000	\$0	\$62,000	\$0	\$27,500	\$128,500	\$0
Bonding	411-210-2280-440000	\$39,000	\$0	\$62,000	\$0	\$27,500	\$128,500	\$0
Revenue		\$0	\$0	\$0	\$0	\$0	\$0	\$0
Carryover/Reserves		\$0	\$0	\$0	\$0	\$0	\$0	\$0
Levy		\$0	\$0	\$0	\$0	\$0	\$0	\$0

Project Title: Boat - Marine Unit Patrol

Project ID: Sheriff-3
Division: Sheriff
Project Lead: David Zoerner

Project Scope and Description:

Replace the patrol boat used by the Kenosha Sheriff's Department Marine Unit. The current boat is over 20 years old with increasing issues and repair costs. There are issues with the motor and throttle causing the asset to be unreliable and difficult to operate. It is not cost effective to continually put money into the current asset as the purchase of the new boat could be reimbursed up to 75% of the total cost over a 5 year period by the WI DNR. Movable equipment, such as the GPS, radio and depth finder, will be transferred from the current boat to the new one.

Funding	Account String	2024	2025	2026	2027	2028	Total	Future
Expense	411-210-2280-581390	\$75,000	\$0	\$0	\$0	\$0	\$75,000	\$0
Bonding	411-210-2280-440000	\$75,000	\$0	\$0	\$0	\$0	\$75,000	\$0
Revenue		\$0	\$0	\$0	\$0	\$0	\$0	\$0
Carryover/Reserves		\$0	\$0	\$0	\$0	\$0	\$0	\$0
Levy		\$0	\$0	\$0	\$0	\$0	\$0	\$0

Project Title: Body Cameras

Project ID: Sheriff-4
Division: Sheriff
Project Lead: David Zoerner

Project Scope and Description:

Purchase and implement hardware and software needed to outfit Sheriff personnel with body cameras and maintain the database of video evidence generated by body camera usage. Body camera data is used by law enforcement personnel to improve the knowledge base associated with preventing/ reducing crime, enforcing laws and protecting citizens. This capital expense for hardware and software upgrades occur every year.

Funding	Account String	2024	2025	2026	2027	2028	Total	Future
Expense	411-210-2280-580050	\$525,000	\$500,000	\$500,000	\$500,000	\$500,000	\$2,525,000	\$0
Bonding	411-210-2280-440000	\$525,000	\$500,000	\$500,000	\$500,000	\$500,000	\$2,525,000	\$0
Revenue		\$0	\$0	\$0	\$0	\$0	\$0	\$0
Carryover/Reserves		\$0	\$0	\$0	\$0	\$0	\$0	\$0
Levy		\$0	\$0	\$0	\$0	\$0	\$0	\$0

Project Title: Fleet Vehicles

Project ID: Sheriff-5
Division: Sheriff
Project Lead: David Zoerner

Project Scope and Description:

The County maintains a vehicle replacement plan allowing one take home squad for each deputy, detective, and command staff member. This plan calls for the replacement of high mileage vehicles that have reached their end of useful life; 130,000 miles as deemed by the Joint Services Fleet Solutions. The cost of each vehicle includes items such as: mobile radio, in-squad camera, prisoner partitions, emergency lighting components, graphics, etc. In 2024, the Sheriff Department plans on replacing 13 vehicles with mileage ranging between 160,000-230,000 miles. The decommissioned vehicles are sold at auction on an annual basis.

Funding	Account String	2024	2025	2026	2027	2028	Total	Future
Expense	411-210-2280-581390	\$1,041,000	\$1,073,000	\$1,106,000	\$1,138,000	\$1,170,000	\$5,528,000	\$0
Bonding	411-210-2280-440000	\$1,041,000	\$1,073,000	\$1,106,000	\$1,138,000	\$1,170,000	\$5,528,000	\$0
Revenue		\$0	\$0	\$0	\$0	\$0	\$0	\$0
Carryover/Reserves		\$0	\$0	\$0	\$0	\$0	\$0	\$0
Levy		\$0	\$0	\$0	\$0	\$0	\$0	\$0

Project Title: Mobile Command Vehicle Camera System

Project ID: Sheriff-6
Division: Sheriff
Project Lead: David Zoerner

Project Scope and Description:

Replace the camera system in the Mobile Command Unit with an upgraded system. The existing unit was purchased in 2014 and has become obsolete with the inability to receive new parts for repair. There are many systems available now that are more technologically efficient and have improved audio/visual quality. The Department needs this upgraded equipment to improve service levels during emergency/crisis situations by 2025.

Funding	Account String	2024	2025	2026	2027	2028	Total	Future
Expense	411-210-2280-580050	\$0	\$180,000	\$0	\$0	\$0	\$180,000	\$0
Bonding	411-210-2280-440000	\$0	\$180,000	\$0	\$0	\$0	\$180,000	\$0
Revenue		\$0	\$0	\$0	\$0	\$0	\$0	\$0
Carryover/Reserves		\$0	\$0	\$0	\$0	\$0	\$0	\$0
Levy		\$0	\$0	\$0	\$0	\$0	\$0	\$0

Kenosha County Five Year Capital Outlay/Projects Plan

Highlight = New For Budget Year

Department/Division Project Title	Project ID	2024 Budgeted Capital	2025 Information Only	2026 Information Only	2027 Information Only	2028 Information Only	Total Five Year	Future Projects
--------------------------------------	------------	-----------------------------	-----------------------------	-----------------------------	-----------------------------	-----------------------------	--------------------	--------------------

LAW ENFORCEMENT

Joint Services

Network Switches	Joint Services-1	\$50,000	\$0	\$0	\$0	\$0	\$50,000	\$0
Computer Equipment/Software	Joint Services-2	\$305,000	\$0	\$0	\$0	\$0	\$305,000	\$0
Bonding		\$355,000	\$0	\$0	\$0	\$0	\$355,000	\$0
Revenue		\$0	\$0	\$0	\$0	\$0	\$0	\$0
Carryover/Reserves		\$0	\$0	\$0	\$0	\$0	\$0	\$0
Levy		\$0	\$0	\$0	\$0	\$0	\$0	\$0
Expense		\$355,000	\$0	\$0	\$0	\$0	\$355,000	\$0

TOTAL LAW ENFORCEMENT								
Bonding		\$2,054,000	\$1,753,000	\$1,668,000	\$1,638,000	\$1,697,500	\$8,810,500	\$0
Revenue		\$0	\$0	\$0	\$0	\$0	\$0	\$0
Carryover/Reserves		\$0	\$0	\$0	\$0	\$0	\$0	\$0
Levy		\$0	\$0	\$0	\$0	\$0	\$0	\$0
Expense		\$2,054,000	\$1,753,000	\$1,668,000	\$1,638,000	\$1,697,500	\$8,810,500	\$0

Project Title: Network Switches

Project ID: Joint Services-1
Division: Joint Services
Project Lead: Barna Bencs

Project Scope and Description:

This is a new project to the capital improvement plan and in 2024 as three core network switches have been recently identified for replacement and will reach their end of life in 2024. These are high capacity switches positioned within the backbone or physical core of the Kenosha Joint Services (KJS) network. The core switches serve as the gateway to the internet and the rest of the KJS network. Kenosha County is funding this project in lieu of Joint Services placing this expense into their operating budget.

Funding	Account String	2024	2025	2026	2027	2028	Total	Future
Expense	411-280-2830-581700	\$50,000	\$0	\$0	\$0	\$0	\$50,000	\$0
Bonding	411-280-2830-440000	\$50,000	\$0	\$0	\$0	\$0	\$50,000	\$0
Revenue		\$0	\$0	\$0	\$0	\$0	\$0	\$0
Carryover/Reserves		\$0	\$0	\$0	\$0	\$0	\$0	\$0
Levy		\$0	\$0	\$0	\$0	\$0	\$0	\$0

Project Title: Computer Equipment/Software

Project ID: Joint Services-2
Division: Joint Services
Project Lead: Barna Bencs

Project Scope and Description:

This is a new project to the capital improvement plan and in 2024, as upgrades to the 9-1-1 system have been identified. Through this project the 9-1-1 system will be made ready for Next Generation (NG) 9-1-1 implementation. This includes a refresh of the on-premise 9-1-1 system including hardware replacement, upgrading software, and connecting to the State of Wisconsin's Emergency Services IP (ESI) Network, which will meet NG 9-1-1 standards. Grant funding from the State may be applicable. The funding in 2024 is the County's share of the project, the City will be funding their portion.

Funding	Account String	2024	2025	2026	2027	2028	Total	Future
Expense	411-280-2830-581700	\$305,000	\$0	\$0	\$0	\$0	\$305,000	\$0
Bonding	411-280-2830-440000	\$305,000	\$0	\$0	\$0	\$0	\$305,000	\$0
Revenue		\$0	\$0	\$0	\$0	\$0	\$0	\$0
Carryover/Reserves		\$0	\$0	\$0	\$0	\$0	\$0	\$0
Levy		\$0	\$0	\$0	\$0	\$0	\$0	\$0

Kenosha County Five Year Capital Outlay/Projects Plan

Highlight = New For Budget Year

Department/Division Project Title	Project ID	2024 Budgeted Capital	2025 Information Only	2026 Information Only	2027 Information Only	2028 Information Only	Total Five Year	Future Projects
TOTAL ALL DEPARTMENTS								
Bonding		\$19,385,000	\$20,000,000	\$20,000,000	\$20,000,000	\$20,000,000	\$99,385,000	\$10,666,000
Revenue		\$3,861,000	\$11,659,000	\$13,631,000	\$6,763,000	\$13,750,000	\$49,664,000	\$5,225,000
Carryover/Reserves		\$4,637,000	\$2,270,000	\$2,155,000	\$752,000	\$625,000	\$10,439,000	\$0
Levy		\$0	\$0	\$0	\$0	\$0	\$0	\$0
Expense		\$27,883,000	\$33,929,000	\$35,786,000	\$27,515,000	\$34,375,000	\$159,488,000	\$15,891,000

*All levy funded capital is subject to availability of levy dollars annually.

Prepared for the 2024 Budget

Information Technology Budget Preview

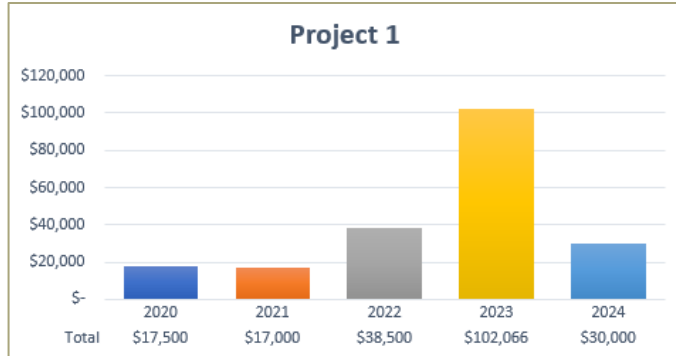
Year to Year Comparison

Project Allocations

Project	2024	2023
Project 1 – KALM Applications	\$30,000	\$102,066
Project 2 – Human Services	\$7,521	\$65,739
Project 3 – Finance	\$630,000	\$330,850
Project 4 – Countywide Infrastructure	\$479,910	\$1,056,034
Project 5 – Law Enforcement	\$196,564	\$283,090
Project 6 – Public Works	\$49,798	\$177,887
Project 7 – Audio/Video Projects	\$0	\$0
Project 8 – Web Enhancements	\$10,000	\$10,000
Project 9 – IT Contractor Support	\$135,000	\$135,000
Project 10 - Capital Adjustments	(\$138,793)	(\$200,665)
Subtotal	\$1,400,000	\$1,900,000
Project 12 – Enterprise Systems	\$0	\$0
Grand Total	\$1,400,000	\$1,900,000



Project 1 – KALM Applications



2024 Projects

- County Clerk: Election / Lifecycle: Replace Elections Ballot Printer (\$10,000)
- Treasurer: Automated check scanning (Check 21) integration for Property Tax System (\$20,000)

2023 Projects

- County Clerk: Election Equipment Battery Replacement (\$1,200)
- County Clerk: KCC Renovation - Phones in Election Room (\$850)
- County Clerk: KCC Construction: MFD for election space at KCC (\$14,271)
- Land Information: Adobe Acrobat license (\$220)
- Planning and Development: Plotter Replacement (\$8,000)
- Planning and Development: P&D Computer To Laptop (\$1,525)
- Treasurer: GCS Tax System Upgrade (\$65,000)
- Treasurer: Check Printers (\$11,000)



Project 2 – Human Services



2023 Projects

- Brookside Care Center: MFD for Willowbrook nurses station (\$7,500)
- Child Support: Updated monitors for Child Support Services (CSS) (\$1,900)
- Child Support: Adobe Acrobat license (\$290)
- Health Services: 12 Monitors for Home Nurses (\$1,900)
- Human Services: Postage Machine replacement for Civic Center Campus (\$27,045)
- Human Services: Mail Sorter (\$25,600)
- Willowbrook Assisted Living: Laptop Signature Pad (\$350)

2024 Projects

- Brookside Care Center: Fax machine capabilities for Rehab Care Coordinator at Brookside (\$1,200)
- Brookside Care Center: Lifecycle: Printer replacement for Infection Preventionist's office at Brookside (\$821)
- Veterans Services: Lifecycle: Veterans Benefits Software Replacement (\$5,500)



Project 3 – Finance



2024 Projects

- Finance and Administration: ERP automation and workflow enhancements (\$30,000)
- Human Resources: Lifecycle: Fully integrated Human Capital Management (HCM), Payroll, and Time & Attendance implementation (\$600,000)

2023 Projects

- Finance and Administration: Annual: Ceridian Dayforce (1330) (\$198,000)
- Finance and Administration: Annual: Microsoft EA for Dynamics (\$89,000)
- Finance and Administration: Paperless Invoice Attachments Project (\$41,500)
- Finance and Administration: 5 Kronos Manager Licenses (\$2,350)



Project 4 – Countywide Infrastructure



2023 Projects

- Countywide: Lifecycle: Computer Refresh (250) (\$300,000)
- Countywide: Annual: Office 365 Enterprise Agreement(\$275,000)
- Countywide: Lifecycle: Security camera server upgrades (3) (\$172,000)
- Countywide: Lifecycle: Voice Gateway Replacement (5) (\$50,000)
- Countywide: Lifecycle: MFD & Printer Refresh (3) (\$26,500)
- Countywide: Lifecycle: UPS (14) (\$12,000)
- Countywide: Conference Room Video Conferencing Cameras (\$2,450)
- Countywide: Press Conference Audio Equipment (\$1,800)

2024 Projects

- Countywide: Lifecycle: Laptop and Desktop computers (\$350,000)
- Countywide: Lifecycle: Security cameras (58) (\$65,085)
- Countywide: Lifecycle: Uninterruptable Power Supply batteries (11) (\$9,000)
- Countywide: Lifecycle: Wireless Access Points (20) (\$30,200)
- Information Technology: Environmental monitoring for Public Safety Building and County Center Data Centers (\$1,200)
- Information Technology: Lifecycle: Detentions security camera Ebridge devices (10) (\$24,425)



Project 5 – Law Enforcement



2023 Projects

- Circuit Court: Lifecycle: Audio equipment Refresh in Courtrooms (3) (\$61,800)
- Circuit Court: Branch 2 - Audio/Visual System Updates (\$96,000)
- Circuit Court: Courtroom 317 Audio/Visual upgrades and Digital Audio Recording Room Preparation (\$18,000)
- Circuit Court: Branch 6 - Add 2nd Display (\$17,500)
- Circuit Court: Branch 1 – Audio Integration (\$5,000)
- Circuit Court: Court Commissioner Courtroom - Digital Audio Recording Room Preparation (\$4,000)
- Juvenile Intake: Desktop Scanner (\$800)

2024 Projects

- Circuit Court: Lifecycle: Audio / Visual for Branch 7 (Room 336) (\$86,000)
- Circuit Court: Security cameras (4) in Circuit Court cash transaction areas (\$7,742)
- Detention Center: Security cameras (13) in Pre-Trial Facility (KSD Detentions) (\$45,020)
- Detention Center: Security cameras (19) in Detention Center (KSD Detentions) (\$19,697)
- District Attorney: Lifecycle: Laptops for District Attorney's staff (14) (\$7,233)
- Juvenile Intake: Lifecycle: Laptops for Juvenile Intake staff (3) (\$1,600)



Project 5 – Law Enforcement



2023 Projects

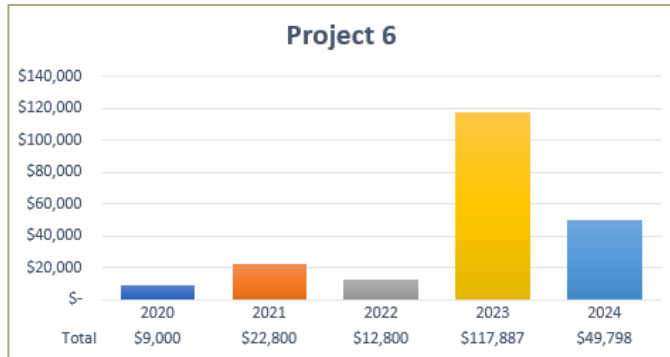
- Circuit Court: Lifecycle: Audio equipment Refresh in Courtrooms (3) (\$61,800)
- Circuit Court: Branch 2 - Audio/Visual System Updates (\$96,000)
- Circuit Court: Courtroom 317 Audio/Visual upgrades and Digital Audio Recording Room Preparation (\$18,000)
- Circuit Court: Branch 6 - Add 2nd Display (\$17,500)
- Circuit Court: Branch 1 – Audio Integration (\$5,000)
- Circuit Court: Court Commissioner Courtroom - Digital Audio Recording Room Preparation (\$4,000)
- Juvenile Intake: Desktop Scanner (\$800)

2024 Projects

- Sheriff: Audio / Visual project to improve KSD training capabilities in Public Safety Building (\$900)
- Sheriff: Cellular communications for KSD Marine Unit (\$710)
- Sheriff: Lifecycle: Multi-Function Device (MFD) for Detective Bureau (\$8,500)
- Sheriff: Lifecycle: Multi-Function Device (MFD) for Sheriff's Executive Office (\$6,187)
- Sheriff: Lifecycle: Multi-Function Devices (MFD) for Detentions Booking Area (2) (\$12,434)
- Sheriff: Printer for KSD Marine Unit (\$550)



Project 6 – Public Works



2024 Projects

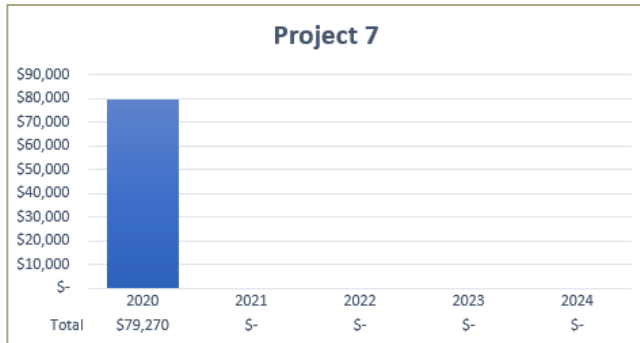
- Facilities: Security cameras (4) for Facilities secured storage and public access areas (\$11,800)
- Golf: Security cameras for Brighton Dale and Petrifying Springs golf course to include License Plate Reader (LPR) technology (\$30,798)
- Highways: Highways software programs to support additional staff and upgrade versions for existing staff (\$7,200)

2023 Projects

- Golf: County Network and Wireless expansion (\$9,220)
- Golf: Display Board for Brighton Dale Maintenance (\$2,600)
- Highways: Engineer Software – HydroCAD (\$5,300)
- Highways: Upgrade Autoturn License (\$3,000)
- Highways: Replace Shop Printer (\$2,090)
- Highways: Replace Supervisor Conference Room Printer (\$2,090)
- Highways: Engineer/Intern Software - Bluebeam Revu 20 CAD (\$2,000)
- Highways: Engineer Software – ArcGIS (\$1,750)
- Highways: Engineer Software – StarNext (\$1,500)
- Parks: Silver Lake Park Cashiering System Integration (\$12,000)
- Parks: New Cameras - KCVMP Park (\$10,561)
- Parks: Lifecycle: Petrifying Springs Park Security Cameras (\$5,776)
- Public Works: KCC AV hearing room remodel (\$60,000)



Project 7 – Video Conferencing



2024 Projects

- No projects

2023 Projects

- No projects



Project 8 – Web Enhancements



2024 Projects

- Countywide: Annual: Web Project (\$10,000)

2023 Projects

- Countywide: Web Projects (\$10,000)



Project 9 – IT Contractor Support



2024 Projects

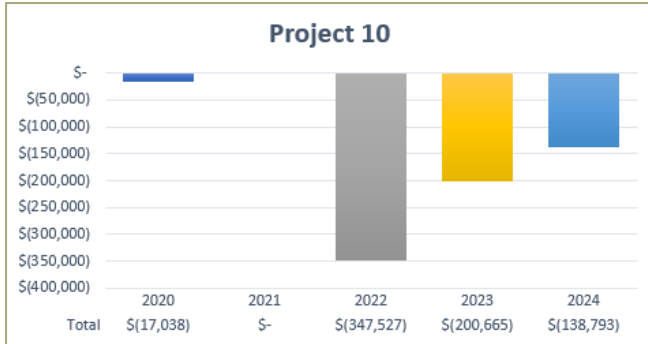
- Countywide: Annual: Contractor Support (\$135,000)

2023 Projects

- Information Technology: IT Contractor Support (\$135,000)



Project 10 – Capital Reduction



2024 Projects

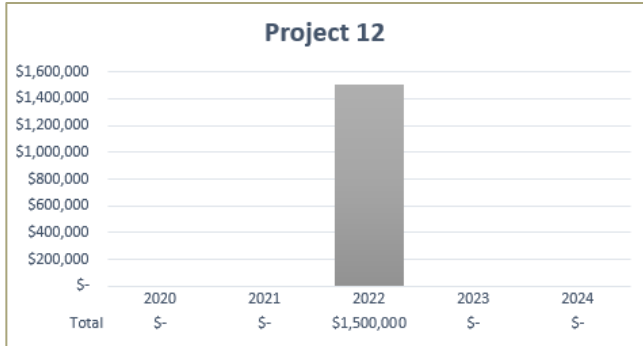
- Reduction (-\$138,793)

2023 Projects

- No Reductions (-\$200,665)



Project 12 – Enterprise System Implementation



2024 Projects

- No Projects (\$0)

2023 Projects

- No Projects (\$0)



Annual Capital Budget Comparison

Project	2020	2021	2022	2023	2024
1: KALM	\$ 17,500	\$ 17,000	\$ 38,500	\$ 102,066	\$ 30,000
2: Human Services	\$ 178,415	\$ 253,698	\$ 5,550	\$ 65,739	\$ 7,521
3: Finance and HR	\$ 449,000	\$ 752,300	\$ 1,149,300	\$ 330,850	\$ 630,000
4: Countywide	\$ 747,925	\$ 606,090	\$ 795,807	\$ 1,056,034	\$ 479,910
5: Legal & Judicial	\$ 175,928	\$ 192,697	\$ 210,620	\$ 283,090	\$ 196,564
6: Public Works	\$ 9,000	\$ 22,800	\$ 12,800	\$ 117,887	\$ 49,798
7: Audio / Visual	\$ 79,270	\$ -	\$ -	\$ -	\$ -
8: Web Projects	\$ 25,000	\$ 20,415	\$ -	\$ 10,000	\$ 10,000
9: IT Contractor Support	\$ 135,000	\$ 135,000	\$ 135,000	\$ 135,000	\$ 135,000
10: Reductions	\$ (17,038)	\$ -	\$ (347,527)	\$ (200,665)	\$ (138,793)
Subtotal	\$ 1,800,000	\$ 2,000,000	\$ 2,000,050	\$ 1,900,000	\$ 1,400,000
12: Enterprise Systems	\$ -	\$ -	\$ 1,500,000	\$ -	\$ -
Total	\$ 1,800,000	\$ 2,000,000	\$ 3,500,050	\$ 1,900,000	\$ 1,400,000

This page left blank intentionally