

Division of Aging, Disability & Behavioral Health Services

January 2024 Utilization Dashboard

Aging & Disability Services

Aging & Disability Resource Center

Total Contacts (all services):

3,001

All services include APS, I&A, Benefit Specialist, Loan Closet, and ILSP. Phone and in person contacts are included in this figure.

Loan Closet

Residents Served:

135

Items Borrowed:

422

Adult Protective Services

Cases Opened:

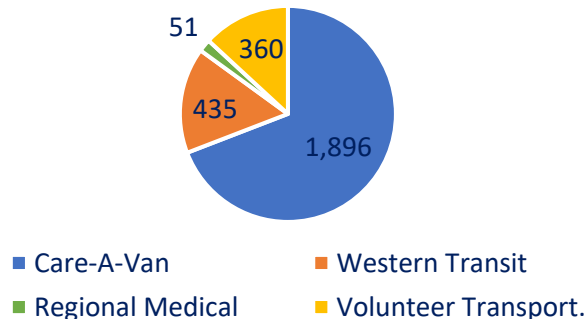
57

Nutrition Services

Nutrition Program	Residents Served	Meals Served
Carry Out	58	516
Congregate Dining (4 sites)	239	1,643
Meals on Wheels	197	5,711

Transportation

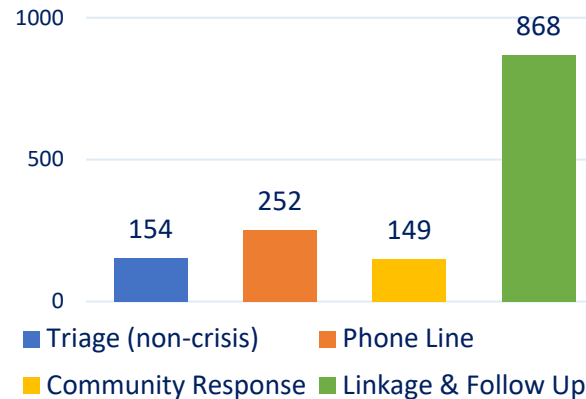
Total Rides Provided: 2,742



Behavioral Health Services

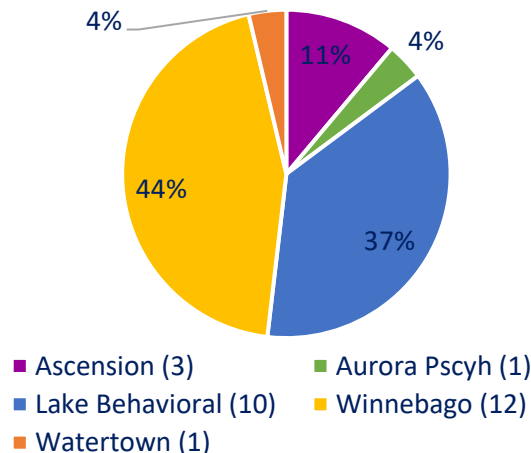
Crisis Intervention Contacts

1,423 Total Contacts



Inpatient Admissions

27 total (youth & adults)



Behavioral Health Resource Center

Total number of contacts:

302

Outreach & Education

Aging & Disability Outreach and Education:

Number of educational sessions offered:

8

Classes/groups offered include Caregiver Coffee Club, Caregiver GPS, Family Caregiver Support Group, Medicare Workshop, and Memory Screen Monday (4).

Outreach Events Participated In: **8**

Outreach Events Organized: **0**

Behavioral Health Outreach and Education:

Outreach Events Participated In: **5**

Outreach Events Organized: **1**

Note: There are limited outreach events in the winter months due to the holidays and unpredictable weather conditions.

The Kenosha County Substance Abuse Coalition has partnered with the Addiction Policy Forum to survey perceptions and attitudes our community holds towards individuals with substance use disorders. Survey results will help inform strategies in Kenosha County's anti-stigma campaign. Participate in the survey [here!](#)