

Division of Aging, Disability & Behavioral Health Services

February 2024 Utilization Dashboard

Aging & Disability Services

Aging & Disability Resource Center

Total Contacts (all services):

3,044

All services include I&A, Benefit Specialist, Loan Closet, ILSP, etc. Phone and in person contacts are included in this figure.

Loan Closet

Residents Served:

243

Items Borrowed:

522

Adult Protective Services

Cases Opened:

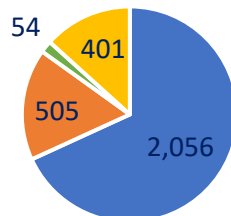
64

Nutrition Services

Nutrition Program	Residents Served	Meals Served
Carry Out	57	476
Congregate Dining (4 sites)	287	1,986
Meals on Wheels	192	5,641

Transportation

Total Rides Provided: 3,016

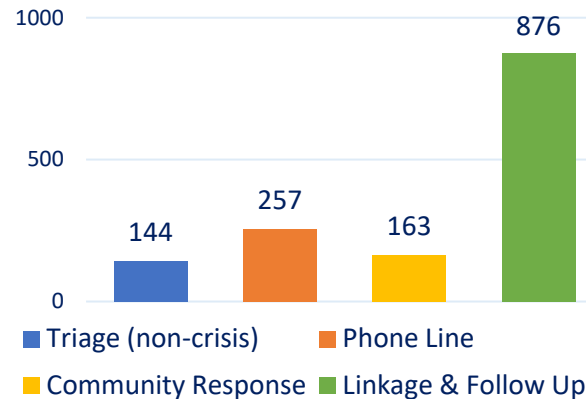


■ Care-A-Van ■ Western Transit
■ Regional Medical ■ Volunteer Transport.

Behavioral Health Services

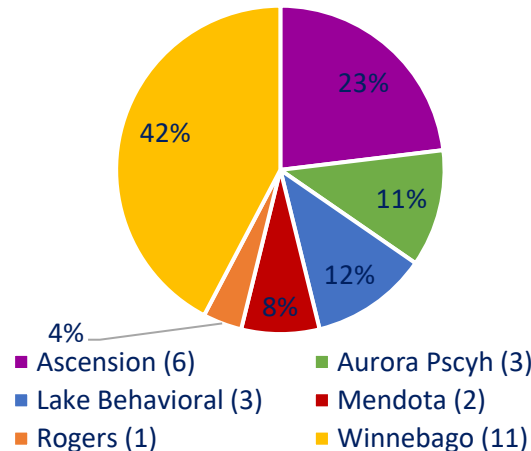
Crisis Intervention Contacts

1,440 Total Contacts



Inpatient Admissions

26 total (youth & adults)



Behavioral Health Resource Center

Total number of contacts:

338

Outreach & Education

Aging & Disability Outreach and Education:

Number of educational sessions offered:

8

Classes/groups offered include Caregiver Coffee Club, Caregiver GPS, the February Consortium, Dementia Road Map, Exploring Brain Health, Family Caregiver Support Group, Medicare Workshop, and Memory Screen Monday.

Outreach Events Participated In:

9

Outreach Events Organized:

3

Behavioral Health Outreach and Education:

Events Attended:

7

Events Hosted:

1

2024 Year to Date Utilization Dashboard

Aging & Disability Services

Aging & Disability Resource Center

Total Contacts (all services):

6,045

All services include I&A, Benefit Specialist, Loan Closet, and ILSP. Phone and in person contacts are included in this figure.

Loan Closet

Residents Served:

378

Items Borrowed:

944

Adult Protective Services

Cases Opened:

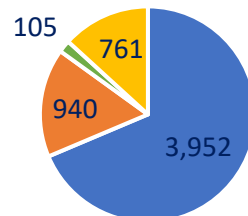
121

Nutrition Services

Nutrition Program	Residents Served	Meals Served
Carry Out	115	992
Congregate Dining (4 sites)	526	3,629
Meals on Wheels	389	11,352

Transportation

Total Rides Provided: 5,758



■ Care-A-Van*

■ Western Transit*

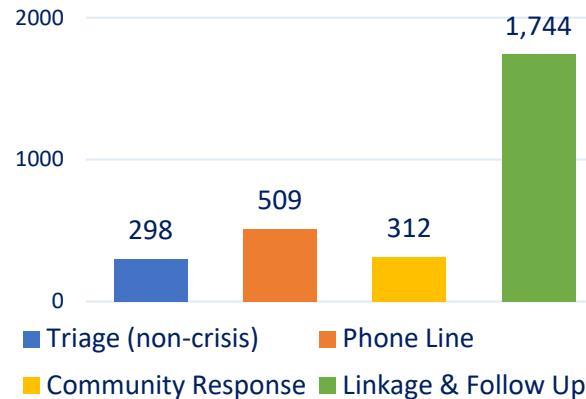
■ Regional Medical

■ Volunteer Transport.*

Behavioral Health Services

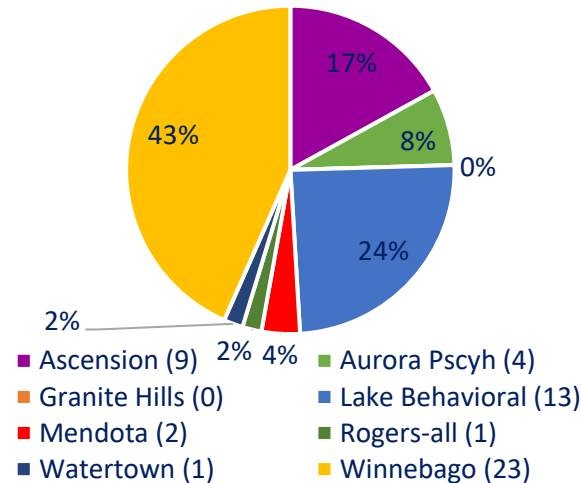
Crisis Intervention Contacts

2,863 Total Contacts



Inpatient Admissions

53 total (youth & adults)



Behavioral Health Resource Center

Total number of contacts:

640

Outreach & Education

Aging & Disability Outreach and Education:

Number of educational sessions offered:

16

Classes/groups offered include Memory Café, Medicare Minutes, Family Caregiver Support Group, Dementia Roadmap, Caregiver Coffee Club, and Memory Screen Monday (3).

Outreach Events Attended: **33**

Outreach Events Hosted: **3**

Note: Outreach events attended includes corrected January events (24 events attended).

Behavioral Health Outreach and Education:

Events Attended:

12

Events Hosted:

2

Note: There are limited outreach events in the winter months due to the holidays and unpredictable weather conditions.