



Kenosha County, Wisconsin 2023 Budget

County Executive Samantha Kerkman

This page left blank intentionally

Kenosha County

2023 County Budget

Table of Contents

Budget/Profile Summary

	PAGE		PAGE
<u>County Profile</u>		<u>Department of Human Services</u>	
Profile Statistics	1	Office of Director	171
Population by Municipality	2	Central Services	177
Valuation & Taxpayer Analysis	3	Division of Workforce Development	181
Kenosha County Government Organizational Chart	4	Division of Veterans Services	187
County Board	5	Office of Medical Examiner	195
Median Home/Equalized Value Analysis	6	Division of Health Services	203
City Taxpayer Chart	7	Division of Aging, Disability, & Behavioral Health	
Municipality Taxpayer Charts	8	Services	213
Report Used for Apportionment of County Levy	11	Division of Children & Family Services	221
Net New Construction Schedule	14	Brookside Care Center	229
Changes to County Equalization Value Report	15	Willowbrook	239
		DHS - Internal Service Fund	247
<u>Budget Summary</u>		<u>Department of Finance and Administration</u>	
Budget Summary	17	Administrative Services	251
Combined County & Library Budgets	19	Economic Development	257
Median Home Analysis	20	Finance	261
Equalized Value Growth Vs. Tax Levy	21	Purchasing Services	269
Departmental Summary	22		
Summary of Personnel Appropriation	27	<u>Elected Offices</u>	
Budget Graphs	28	County Clerk's Office	275
Summary of Budgeted Personnel Changes	30	Treasurer's Office	281
Summary of Funded FTE's	32	Register of Deeds Office	287
Reconciliation of FTE's	34	Elected Services	295
Capital Outlay Summary	35		
Analysis of Reserves and Carryovers	36	<u>Legislative</u>	
Schedule of General Obligation Debt Outstanding	37	County Board	301
Summary of Budget Adjustments	40a		
Activity Statement - Goals & Objectives/Position		<u>Executive</u>	
Title - Class Type - FTE/Line Item Budget		Office of the County Executive	307
	PAGE	Office of the Corporation Counsel	313
<u>Law Enforcement</u>		Division of Human Resources	319
Sheriff	41	Civil Service Commission	327
District Attorney & Victim Witness	57	Office of the University of WI Extension	331
Circuit Court	65	Information Technology	337
Juvenile Intake	73	Land Information	347
Joint Services	81		
<u>Department of Public Works & Development Services</u>		<u>Miscellaneous</u>	
Division of Facilities	91	Non-Departmental	355
Division of Golf	107	Board of Adjustment	359
Division of Parks and Recreation	115	Insurances	363
Division of Highways	125	Debt Service	379
Division of Planning & Development	133	Library	383
Division of P&D - Tree Planting	141		
Division of P&D - Revolving Pre-Development	145	Five-Year Capital Plan	
Division of P&D - Land & Water Management Plan	149	Five-Year Capital Plan	PAGE 1
County Housing Authority	153		
Capital Projects	159	APPENDIX	
			PAGE
		<u>Information Technology</u>	
		Information Technology Capital Budget	1

This page left blank intentionally

KENOSHA COUNTY, WISCONSIN • COUNTY PROFILE



S&P Global Ratings

Standards & Poor's rate Kenosha County, WI's
GO Bonds **'AAA'** – One of only seven counties
in State of Wisconsin

COUNTY POPULATION U.S. CENSUS BUREAU

Percent Change 2010-2020 1.64%

1990 Census	128,181
2000 Census	149,577
2010 Census	166,423
2020 Census	169,151

- City of Kenosha – 4th Largest in Wisconsin
- More than 3.5 million live within 45 min commute distance of Kenosha County

*For the second year in a row,
Kenosha County had the highest Net
New Construction in the State of
Wisconsin with 2022 surpassing
2021.*

2021- 3.25% 2022- 3.48%

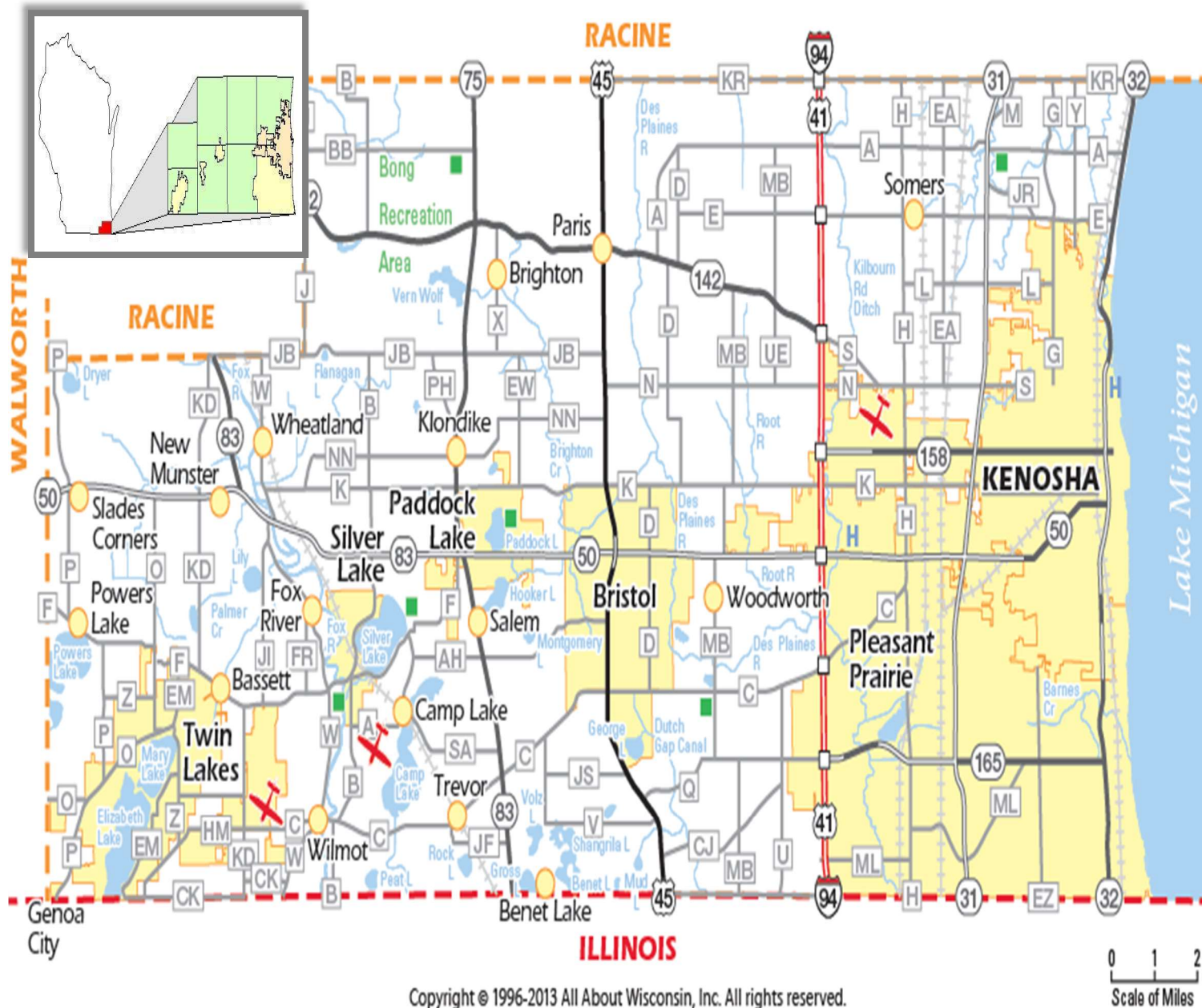
KENOSHA COUNTY



Kenosha County Location and Business Climate:

- Located between Chicago and Milwaukee
- Highly rated and rapidly expanding physical infrastructure
- Competitive cost of living and ideal business environment
- Access to high-quality post-secondary institutions
- Kenosha County has the second highest rate of job growth for counties in Wisconsin at 8.8% over the time period of 2016 - 2021
- Strong commitment to community economic development
 - Over 4,000 acres of business parks and industrial development in last 30 years
 - Hundreds of companies relocating to Kenosha with increasing velocity
 - Highly successful County High Impact Fund dedicated to economic development

KENOSHA COUNTY, WISCONSIN • COUNTY PROFILE



Population by Municipality

Towns of:

Wheatland	3,434
Randall	3,264
Brighton	1,640
Paris	1,572
Somers	1,097

Villages of:

Pleasant Prairie	21,250
Salem Lakes	14,601
Somers	8,402
Twin Lakes	6,309
Bristol	5,192
Paddock Lake	3,055
Genoa City	253

City of:

Kenosha	99,986
---------	--------

*Data based on information received from 2020 U.S. Census Bureau.

KENOSHA COUNTY, WISCONSIN • COUNTY PROFILE

2022 Largest Taxpayers

	2021 Equalized Value	% of Total EV
Uline, Inc.	478,062,846	2.42%
Pleasant Prairie Premium Outlets	266,220,902	1.35%
KTR/Amazon	238,278,398	1.21%
CV Lakeview LLC	197,779,927	1.00%
Aurora Health Care	103,546,042	0.52%
Meijer Distribution Inc.	91,700,917	0.46%
Associated Wholesale Grocers	77,929,860	0.39%
JVM Kenosha Apartments	73,280,932	0.37%
HS Fund VI ZL Portfolio Investors	65,325,952	0.33%
Bcore Corridor Pleasant Prairie LLC	60,305,393	0.31%
	\$1,652,431,169	8.37%

County's Total 2021 Equalized Value

\$19,742,921,700



Trends of Valuations

Year	Equalized Value Reduced by Tax Increment District Value	Value	Equalized % Incr/Decr
2017	\$13,233,219,300	\$14,655,093,000	5.26%
2018	\$14,082,141,500	\$15,611,687,100	6.53%
2019	\$15,135,395,000	\$16,831,339,100	7.81%
2020	\$16,130,557,100	\$17,968,070,600	6.75%
2021	\$17,404,233,200	\$19,742,921,700	9.88%
2022	\$20,457,990,000	\$22,228,331,000	12.59%

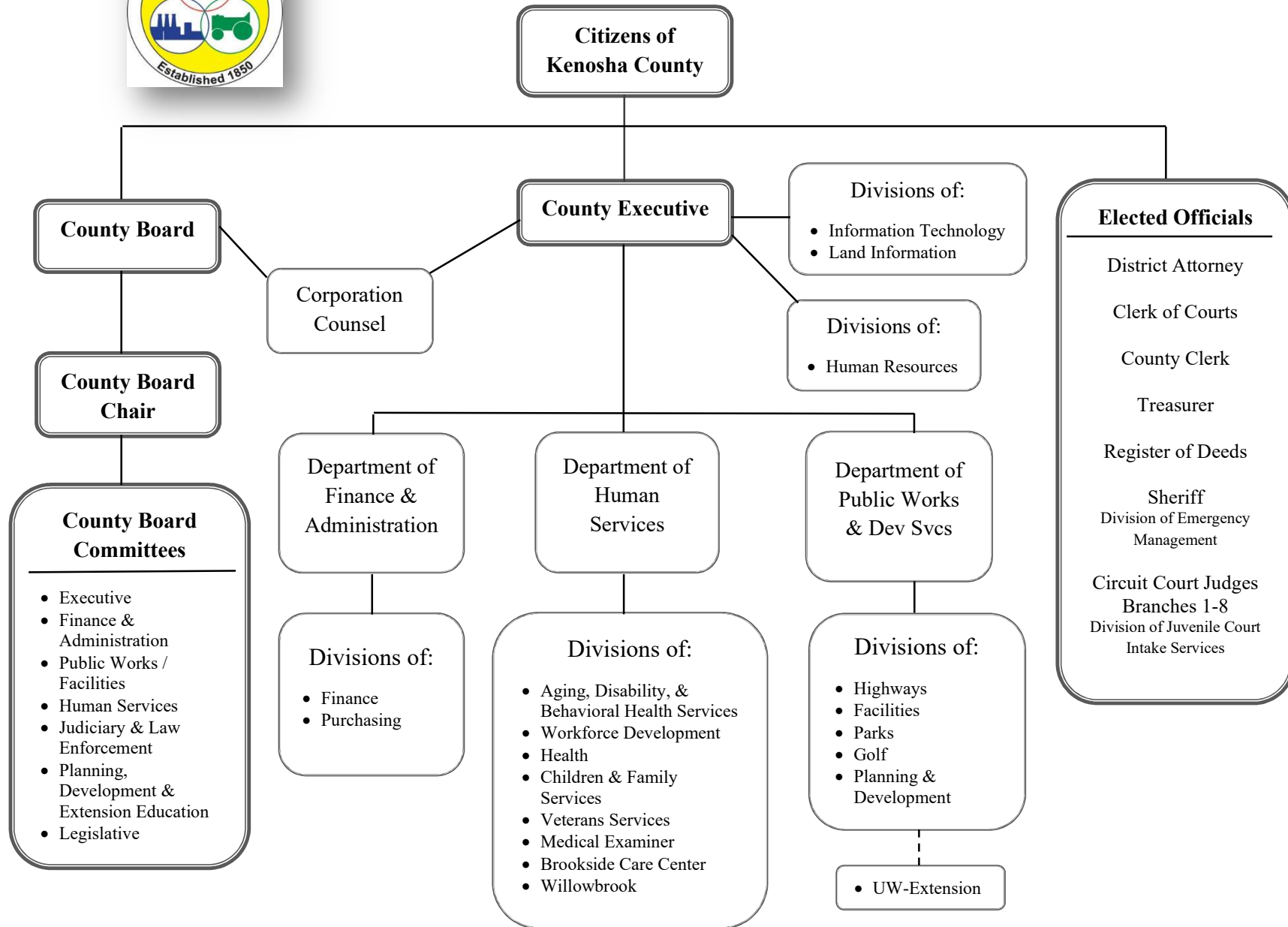
2022 Equalized Value by Classification

	Equalized Value	Percent
Residential	14,723,923,100	66.24%
Commercial	6,492,002,400	29.21%
Manufacturing	533,423,600	2.40%
Agricultural	21,083,600	0.09%
Undeveloped	15,014,600	0.07%
AG Forest	18,680,500	0.08%
Forest	6,820,000	0.03%
Other	132,198,300	0.59%
Personal Property	285,184,900	1.28%
Total	\$22,228,331,000	100.00%

Source: Wisconsin Department of Revenue, Bureau of Equalization



KENOSHA COUNTY GOVERNMENT



KENOSHA COUNTY, WISCONSIN • COUNTY PROFILE



The County, organized in 1850, is governed by 23 Board Supervisors, all elected for a two-year term which ends April 2022. The County Board is responsible for legislation and policy while the County Executive is charged with the execution of that policy and the overall administration of the County government. The standing committees of the Kenosha County Board of Supervisors are as follows: Executive; Finance and Administration; Planning, Development & Extension Education; Human Services; Public Works/Facilities; Legislative; and Judiciary & Law.

County Executive – Samantha Kerkman

DISTRICT 1 – WILLIAM GRADY

DISTRICT 2 – TERRY ROSE

DISTRICT 3 – JEFFREY GENTZ

DISTRICT 4 – LAURA BELSKY

DISTRICT 5 – BRIAN THOMAS

DISTRICT 6 – EDWARD KUBICKI

DISTRICT 7 – DANIEL GASCHKE

DISTRICT 8 – ZACH RODRIGUEZ

DISTRICT 9 – JOHN J. O'DAY

DISTRICT 10 – ANDY BERG

DISTRICT 11 – ZACH STOCK

DISTRICT 12 – GABE NUDO – CHAIRMAN

DISTRICT 13 – JOHN FRANCO

DISTRICT 14 – TIM STOCKER

DISTRICT 15 – DAVE GEERTSEN

DISTRICT 16 – AMANDA NEDWESKI

DISTRICT 17 – MONICA YUHAS

DISTRICT 18 – JEFF WAMBOLDT

DISTRICT 19 – BRIAN BASHAW

DISTRICT 20 – JOHN POOLE

DISTRICT 21 – MARK NORDIGIAN

DISTRICT 22 – ERIN DECKER – VICE CHAIRWOMAN

DISTRICT 23 – AARON KAROW

Analysis of Wisconsin Realtors Median Price Home in Kenosha Compared to Equalized Value

Year	WI Realtors Association Median Price*		Percentage Inc(Dec)	Equalized Value ** Reduced by TID		Percentage Inc(Dec)
	December 31st	Difference			Difference	
2022	\$ 271,000	\$ 37,000	15.81%			
2021	\$ 234,000	\$ 41,000	21.24%	20,457,990,000	3,053,756,800	17.55%
2020	\$ 193,000	\$ 4,050	2.14%	17,404,233,200	1,273,676,100	7.90%
2019	\$ 188,950	\$ 14,550	8.34%	16,130,557,100	995,162,100	6.58%
2018	\$ 174,400	\$ 9,400	5.70%	15,135,395,000	1,053,253,500	7.48%
2017	\$ 165,000	\$ 14,050	9.31%	14,082,141,500	848,922,200	6.42%
2016	\$ 150,950	\$ 8,950	6.30%	13,233,219,300	581,011,300	4.59%
2015	\$ 142,000	\$ 9,050	6.81%	12,652,208,000	535,539,900	4.42%
2014	\$ 132,950	\$ 14,575	12.31%	12,116,668,100	374,728,100	3.19%
2013	\$ 118,375	\$ 8,375	7.61%	11,741,940,000	297,235,200	2.60%
2012	\$ 110,000	\$ (8,000)	-6.78%	11,444,704,800	(403,366,100)	-3.40%
2011	\$ 118,000			11,848,070,900		

Equalized Value TID OUT

Equalized Value Reduced by TID 12/31/2021	\$ 17,404,233,200
** Equalized Value Reduced by TID 12/31/2022	\$ 20,457,990,000
Increase In Equalized Value	\$ 3,053,756,800
Percentage Increase	17.55%

Equalized Value TID IN

Equalized Value TID IN 12/31/2021	\$ 19,742,921,700
** Equalized Value TID IN 12/31/2022	\$ 22,228,331,000
Increase In Equalized Value TID	\$ 2,485,409,300
Percentage Increase	12.59%

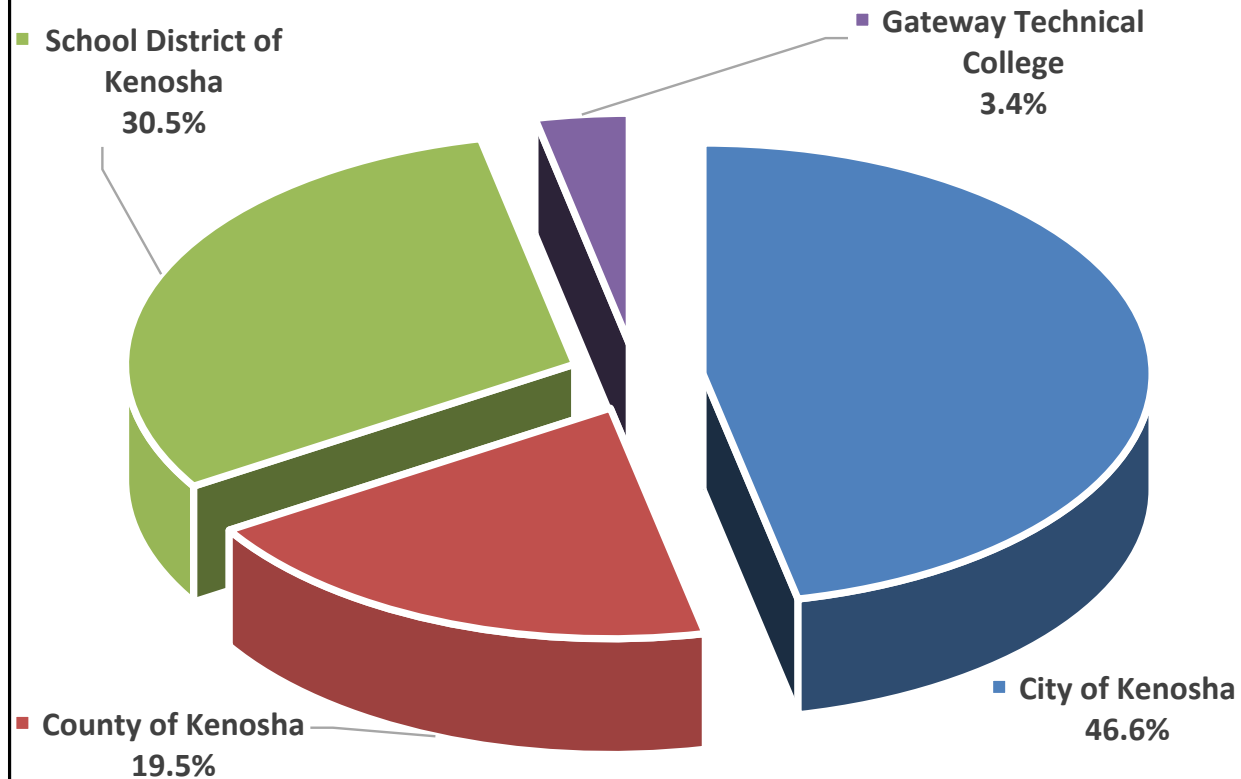
** New Construction 2022 Percent of EV TID IN

\$ 686,172,700
3.48%

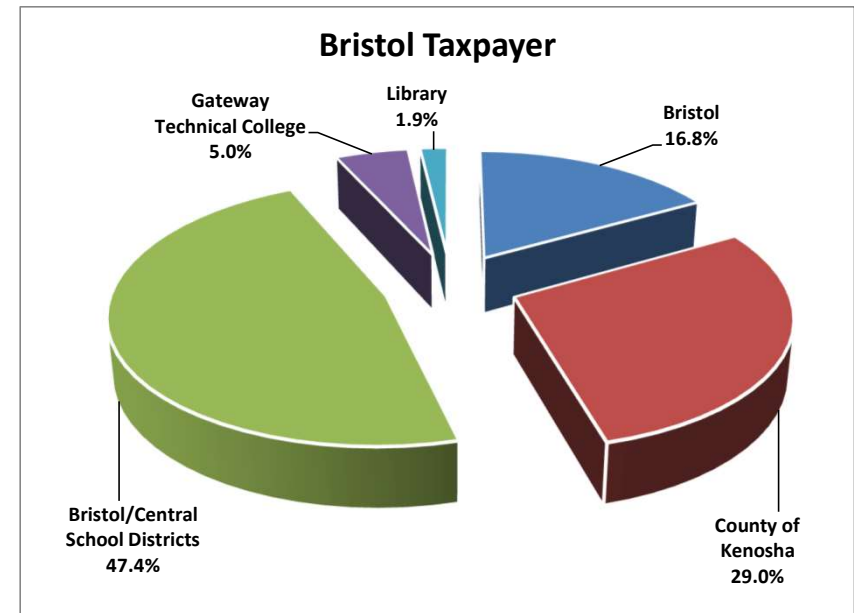
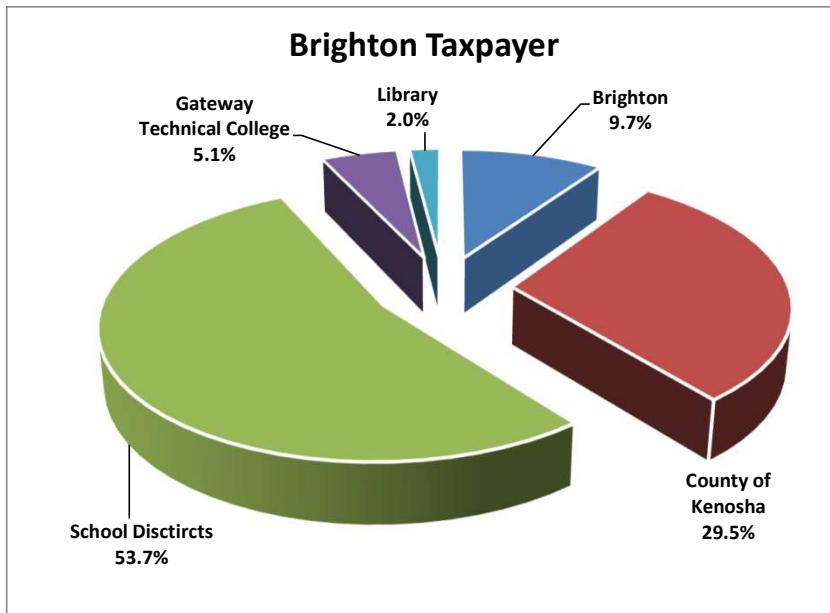
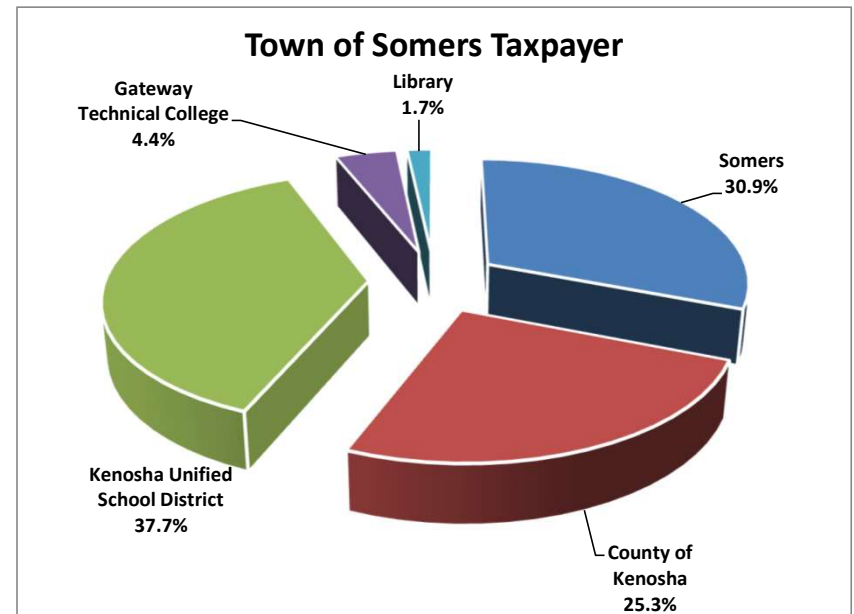
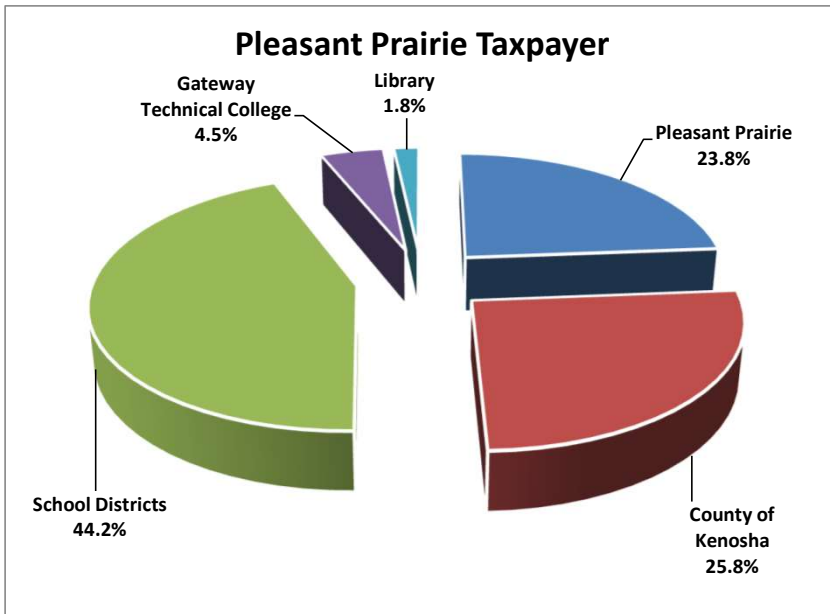
* Median price for Kenosha County at the time of reference, (see www.wra.org/HousingStatistics/)

**Source: Wisconsin Department of Revenue, Bureau of Equalization received August 9th for value of property 12/31 of previous year.

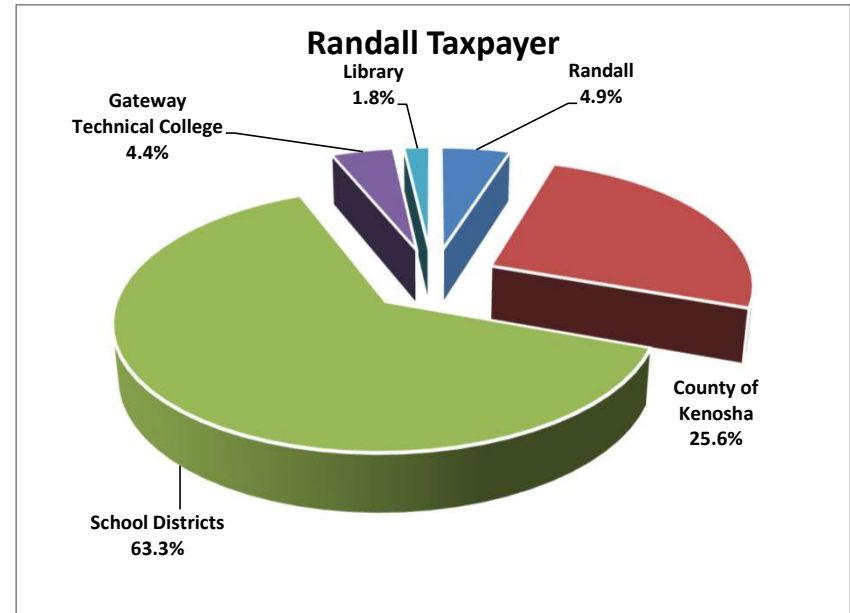
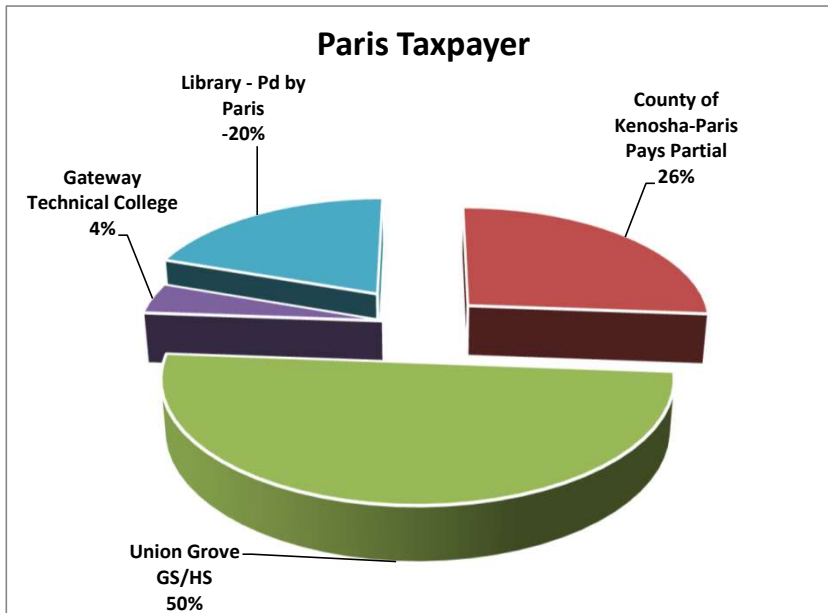
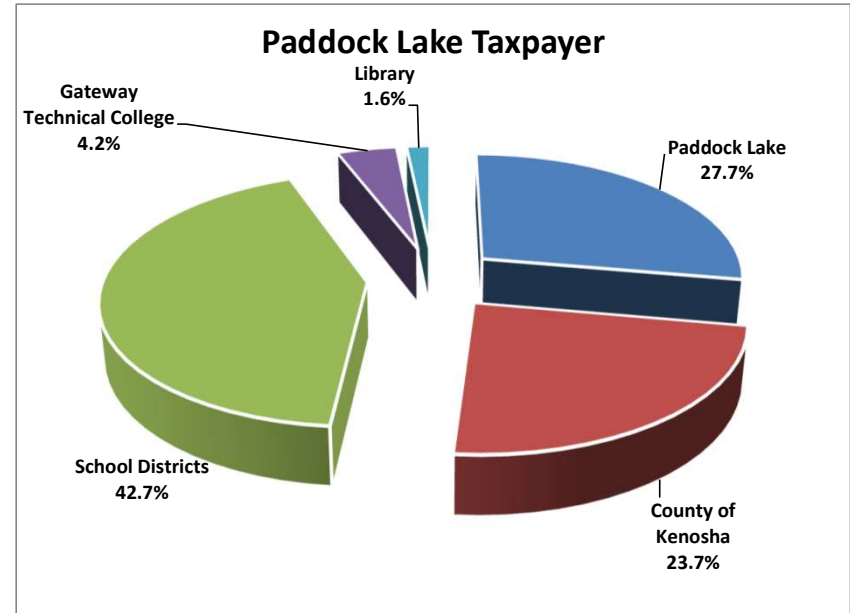
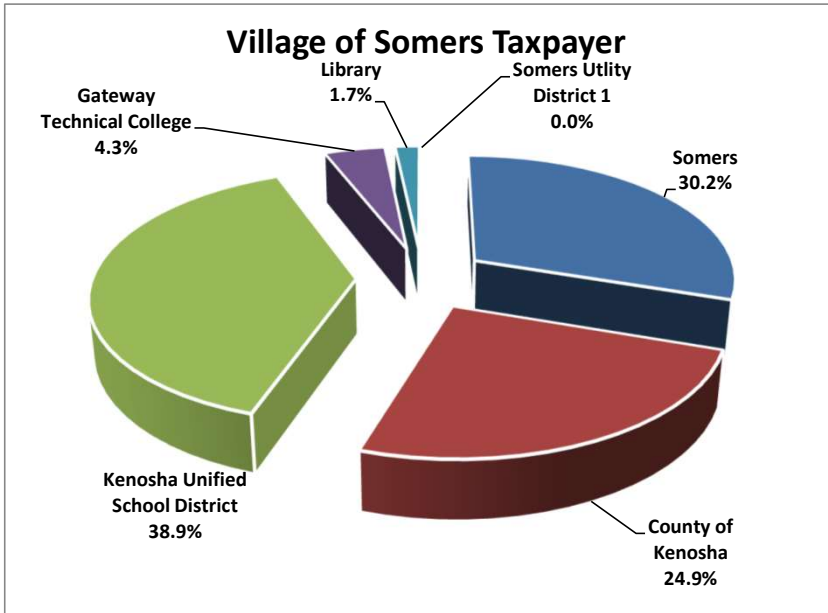
City of Kenosha Taxpayer



Based on 2021 Real Estate Tax Bill payable in 2022
Each municipality represents major school jurisdiction only

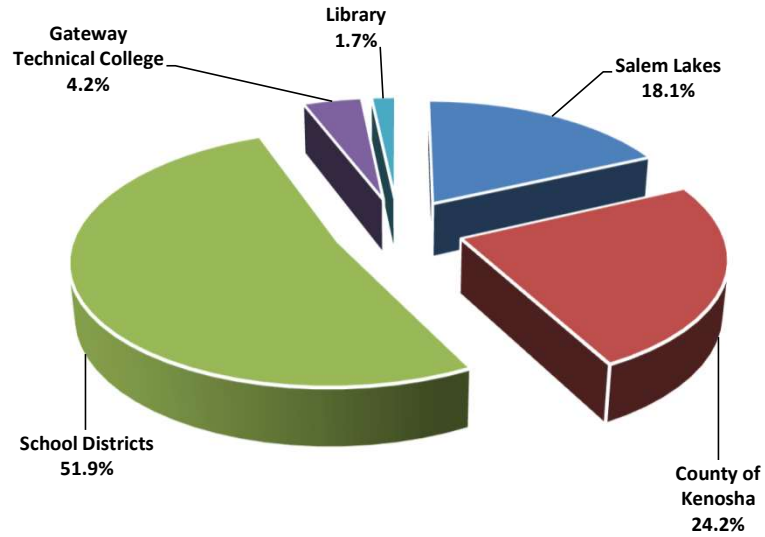


Based on 2021 Real Estate Tax Bill payable in 2022

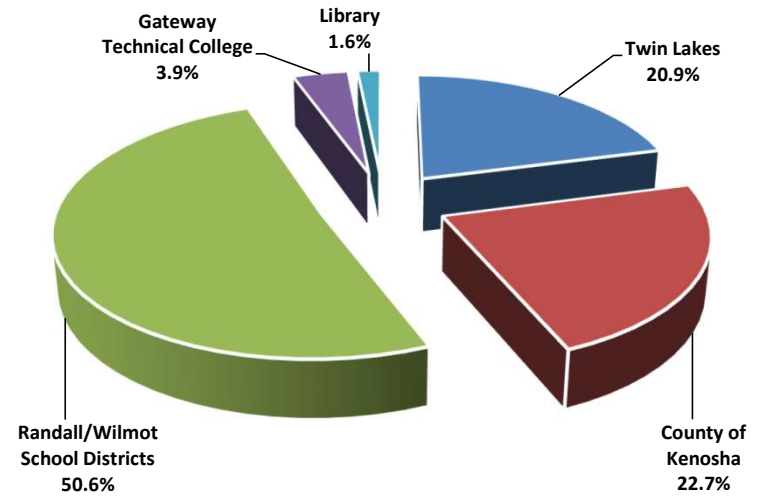


Based on 2021 Real Estate Tax Bill payable in 2022

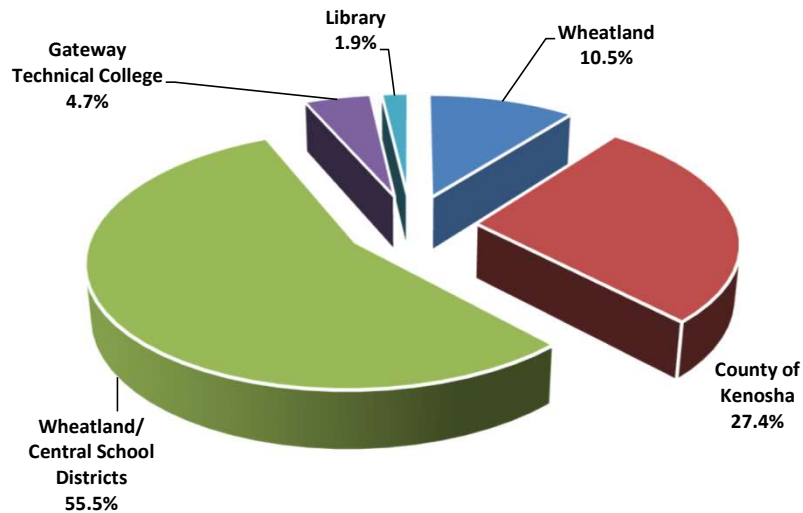
Salem Lakes Taxpayer



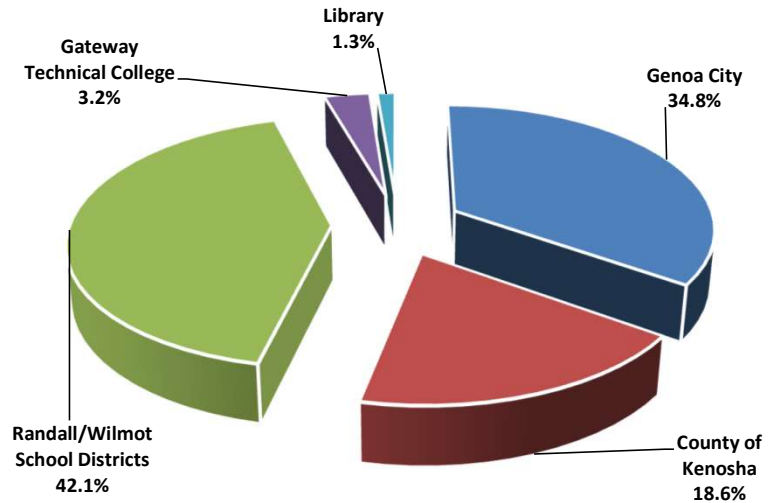
Twin Lakes Taxpayer



Wheatland Taxpayer



Genoa City Taxpayer



Based on 2021 Real Estate Tax Bill payable in 2022

KENOSHA County

2022 County Apportionment

District	Equalized Value Reduced by TID Value Increment	% to Total
Brighton	291,053,000	.014226862
Paris	308,873,100	.015097920
Randall	775,121,900	.037888468
Somers	104,143,200	.005090588
Wheatland	480,840,800	.023503814
Town Total	1,960,032,000	.095807653
Bristol	839,312,700	.041026157
Genoa City	432,100	.000021121
Paddock Lake	331,927,800	.016224849
Pleasant Prairie	4,963,685,600	.242628215
Salem Lakes	1,897,450,000	.092748603
Somers	965,622,900	.047200282
Twin Lakes	1,164,039,300	.056899006
Village Total	10,162,470,400	.496748234
Kenosha	8,335,487,600	.407444114
City Total	8,335,487,600	.407444114
County Total	20,457,990,000	1.000000000

District	TID Value Increments			Current Value	Increment
	TID #	YEAR	Base Value		
V . Bristol	001	2019	1,290,400	63,833,000	62,542,600
V . Bristol	002	2019	0	69,764,500	69,764,500

KENOSHA County

2022 County Apportionment

District	TID Value Increments			Current Value	Increment
	TID #	YEAR	Base Value		
V . Paddock Lake	001	2012	14,133,700	16,692,300	2,558,600
V . Paddock Lake	002	2017	15,217,800	45,169,500	29,951,700
V . Pleasant Prairie	004	2007	166,100	3,839,400	3,673,300
V . Pleasant Prairie	005	2017	25,069,900	306,054,400	280,984,500
V . Pleasant Prairie	006	2018	88,900	18,982,500	18,893,600
V . Pleasant Prairie	007	2018	832,500	94,837,400	94,004,900
V . Pleasant Prairie	008	2021	12,458,700	21,080,500	8,621,800
V . Salem Lakes	001	2015	29,500	23,694,800	23,665,300
V . Somers	001	2015	476,300	60,167,800	59,691,500
V . Somers	002	2015	5,810,800	87,115,400	81,304,600
V . Somers	003	2018	1,779,800	3,439,900	1,660,100
V . Somers	004	2018	1,767,500	42,884,800	41,117,300
V . Somers	005	2018	1,148,400	1,546,300	397,900
V . Somers	006	2018	2,894,000	3,896,400	1,002,400
V . Somers	007	2018	8,364,800	11,061,700	2,696,900
V . Somers	008	2018	362,100	431,000	68,900
V . Somers	009	2018	2,081,700	2,308,000	226,300
V . Somers	010	2018	3,219,200	4,737,700	1,518,500
V . Somers	011	2018	195,100	253,000	57,900
V . Twin Lakes	001	2007	44,044,400	57,830,000	13,785,600
C . Kenosha	004	1989	16,173,300	139,868,100	123,694,800
C . Kenosha	005	1994	319,700	136,574,500	136,254,800
C . Kenosha	006	1997	3,716,200	20,714,400	16,998,200
C . Kenosha	007	2002	1,178,600	14,036,400	12,857,800
C . Kenosha	008	2002	245,900	89,948,100	89,702,200
C . Kenosha	009	2003	24,538,700	49,165,200	24,626,500
C . Kenosha	010	2005	12,297,700	27,355,800	15,058,100
C . Kenosha	011	2006	2,873,300	133,354,200	130,480,900
C . Kenosha	013	2008	625,100	66,887,400	66,262,300
C . Kenosha	015	2013	291,500	2,025,700	1,734,200

KENOSHA County

2022 County Apportionment

District	TID Value Increments			Current Value	Increment
	TID #	YEAR	Base Value		
C . Kenosha	016	2013	1,571,900	188,142,700	186,570,800
C . Kenosha	017	2014	50,900	10,894,200	10,843,300
C . Kenosha	018	2015	182,300	15,744,400	15,562,100
C . Kenosha	019	2017	400,900	424,400	23,500
C . Kenosha	020	2017	4,000	20,725,600	20,721,600
C . Kenosha	021	2017	19,400	72,157,000	72,137,600
C . Kenosha	023	2018	0	0	*
C . Kenosha	024	2018	0	0	*
C . Kenosha	025	2018	121,800	1,195,700	1,073,900
C . Kenosha	026	2018	4,635,200	30,717,800	26,082,600
C . Kenosha	027	2019	2,792,200	3,200,700	408,500
C . Kenosha	029	2020	17,774,400	38,475,100	20,700,700
C . Kenosha	030	2020	300,500	0	*
C . Kenosha	031	2020	214,900	0	*
C . Kenosha	032	2021	9,669,200	8,217,300	*
C . Kenosha	033	2021	3,715,600	4,073,500	357,900

* THIS DISTRICT HAS A ZERO OR NEGATIVE INCREMENT, NO INCREMENT SHOWN

NET NEW CONSTRUCTION 2022

COMUN CODE	MUNICIPALITY	2021 EQUALIZED VALUE	2022 NET NEW CONSTRUCTION	PERCENT
30002	TOWN OF BRIGHTON	258,457,500	7,438,000	2.88%
30006	TOWN OF PARIS	279,251,200	2,256,200	0.81%
30010	TOWN OF RANDALL	656,246,000	8,794,200	1.34%
30014	TOWN OF SOMERS	96,207,600	73,800	0.08%
30016	TOWN OF WHEATLAND	434,379,000	3,207,000	0.74%
30104	VILLAGE OF BRISTOL	778,870,300	101,441,800	13.02%
30131	VILLAGE OF GENOA CITY *	372,300	0	0.00%
30171	VILLAGE OF PADDOCK LAKE	306,346,700	13,780,200	4.50%
30174	VILLAGE OF PLEASANT PRAIRIE	4,854,697,900	298,806,300	6.15%
30179	VILLAGE OF SALEM LAKES	1,711,259,400	19,830,600	1.16%
30182	VILLAGE OF SOMERS	1,021,021,500	13,597,000	1.33%
30186	VILLAGE OF TWIN LAKES	1,037,350,200	25,060,800	2.42%
30241	CITY OF KENOSHA	8,308,462,100	191,886,800	2.31%
30999	COUNTY OF KENOSHA	19,742,921,700	686,172,700	3.48%

WISCONSIN DEPARTMENT OF REVENUE
2022 STATEMENT OF CHANGES IN EQUALIZED VALUES BY CLASS AND ITEM

County 30 Kenosha

COUNTY TOTALS

REAL ESTATE	2021 RE Equalized Value	Removal of Prior Year Compensation	% Change	\$ Amount of Economic Change	% Change	\$ Amount of New Constr	% Change	Correction & Compensation	% Change	\$ Amount of All Other Changes	% Change	2022 RE Equalized Value	Total \$ Change in R.E. Value	% Change
Residential														
Land	3,681,409,000	3,159,400	0%	400,834,800	11%	12,379,500	0%	2,342,700	0%	-5,639,000	0%	4,094,486,400	413,077,400	11%
Imp	9,419,536,300	-9,168,800	0%	1,079,561,600	11%	133,014,900	1%	12,990,500	0%	-6,497,800	0%	10,629,436,700	1,209,900,400	13%
Total	13,100,945,300	-6,009,400	0%	1,480,396,400	11%	145,394,400	1%	15,333,200	0%	-12,136,800	0%	14,723,923,100	1,622,977,800	12%
Commercial														
Land	1,149,543,500	-2,548,700	0%	59,026,500	5%	57,797,600	5%	-3,078,400	0%	3,179,300	0%	1,263,919,800	114,376,300	10%
Imp	4,533,230,700	9,019,500	0%	225,552,000	5%	493,930,400	11%	-14,081,600	0%	-19,568,400	0%	5,228,082,600	694,851,900	15%
Total	5,682,774,200	6,470,800	0%	284,578,500	5%	551,728,000	10%	-17,160,000	0%	-16,389,100	0%	6,492,002,400	809,228,200	14%
Manufacturing														
Land	104,275,400	-1,196,000	-1%	8,970,700	9%	0	0%	0	0%	-3,235,200	-3%	108,814,900	4,539,500	4%
Imp	418,229,600	-14,833,500	-4%	12,030,500	3%	8,583,800	2%	0	0%	598,300	0%	424,608,700	6,379,100	2%
Total	522,505,000	-16,029,500	-3%	21,001,200	4%	8,583,800	2%	0	0%	-2,636,900	-1%	533,423,600	10,918,600	2%
Agricultural														
Land/Total	20,210,500	-15,300	0%	1,035,700	5%	0	0%	-7,800	0%	-139,500	-1%	21,083,600	873,100	4%
Undeveloped														
Land/Total	14,263,500	80,200	1%	704,800	5%	0	0%	-2,000	0%	-31,900	0%	15,014,600	751,100	5%
Ag Forest														
Land/Total	17,126,100	-2,300	0%	1,175,100	7%	0	0%	276,400	2%	105,200	1%	18,680,500	1,554,400	9%
Forest														
Land/Total	6,699,800	-225,700	-3%	428,900	6%	0	0%	-92,000	-1%	9,000	0%	6,820,000	120,200	2%
Other														
Land	36,092,500	697,000	2%	2,088,500	6%	0	0%	-63,500	0%	90,500	0%	38,905,000	2,812,500	8%
Imp	81,228,000	1,255,000	2%	10,189,300	13%	663,900	1%	330,300	0%	-373,200	0%	93,293,300	12,065,300	15%
Total	117,320,500	1,952,000	2%	12,277,800	10%	663,900	1%	266,800	0%	-282,700	0%	132,198,300	14,877,800	13%
Total Real Estate														
Land	5,029,620,300	-51,400	0%	474,265,000	9%	70,177,100	1%	-624,600	0%	-5,661,600	0%	5,567,724,800	538,104,500	11%
Imp	14,452,224,600	-13,727,800	0%	1,327,333,400	9%	636,193,000	4%	-760,800	0%	-25,841,100	0%	16,375,421,300	1,923,196,700	13%
Total	19,481,844,900	-13,779,200	0%	1,801,598,400	9%	706,370,100	4%	-1,385,400	0%	-31,502,700	0%	21,943,146,100	2,461,301,200	13%
PERSONAL PROPERTY	Non-Mfg Personal Property				Manufacturing Personal Property				Total of All Personal Property					
	2021	2022	% Change		2021	2022	% Change		2021 Total	2022 Total	Tot. \$ Chg in PP	% Change		
Watercraft	46,600	85,900	84%		0	0	0%		46,600	85,900	39,300	84%		
Machinery Tools & Patterns	0	0	N/A		19,682,400	18,427,700	-6%		19,682,400	18,427,700	-1,254,700	-6%		
Furniture Fixtures & Equip	125,768,800	142,250,200	13%		10,995,700	9,807,300	-11%		136,764,500	152,057,500	15,293,000	11%		
All Other	102,177,600	98,089,500	-4%		4,670,900	4,810,500	3%		106,848,500	102,900,000	-3,948,500	-4%		
Prior Year Compensation	-2,265,200	11,713,800			0	0			-2,265,200	11,713,800	13,979,000			
Total Personal Property	225,727,800	252,139,400	12%		35,349,000	33,045,500	-7%		261,076,800	285,184,900	24,108,100	9%		
TOTAL EQUALIZED VALUE	2021 Total									2022 Total	Total \$ Change	% Change		
Real Estate & Personal Property	19,742,921,700									22,228,331,000	2,485,409,300	13%		

This page left blank intentionally



KENOSHA COUNTY 2023 BUDGET SUMMARY



KENOSHA COUNTY, WISCONSIN 2023 BUDGET SUMMARY

DESCRIPTION	2021 ACTUAL	2022 ADOPTED BUDGET	2022 BUDGET ADOPTED & MODIFIED 6/30	2022 ACTUAL AS OF 6/30	2022 PROJECTED AT 12/31	2023 EXECUTIVE PROPOSED BUDGET	FINANCE & ADMIN. COMM./COUNTY BOARD ADJ.	2023 ADOPTED OPERATING AND CAPITAL BUDGET
REVENUE SUMMARY:								
All Other Taxes	\$1,429,196	\$1,331,000	\$1,331,000	\$623,164	\$1,345,929	\$1,416,000	\$0	\$1,416,000
Sales Tax	\$19,231,034	\$18,931,500	\$18,931,500	\$6,346,702	\$19,800,000	\$21,200,000	\$0	\$21,200,000
Property Tax	\$70,244,637	\$72,740,907	\$72,740,907	\$72,740,907	\$72,740,907	\$74,094,863	(\$222,355)	\$73,872,508
Borrowed Funds	\$27,335,000	\$25,800,000	\$25,800,000	\$34,746	\$20,334,746	\$19,500,000	\$0	\$19,500,000
Intergovernmental Revenue	\$101,244,472	\$135,805,296	\$144,760,854	\$33,036,435	\$104,909,286	\$105,632,302	\$191,000	\$105,823,302
Fines/Forfeitures/Penalties	\$1,010,815	\$1,074,700	\$1,074,700	\$449,531	\$962,800	\$1,078,200	\$0	\$1,078,200
Charges for Service	\$43,829,058	\$43,815,437	\$43,940,437	\$20,767,976	\$42,427,638	\$45,951,935	\$45,380	\$45,997,315
Interest Revenue	\$801,276	\$1,417,500	\$1,417,500	(\$96,873)	\$1,312,866	\$1,418,500	\$50,000	\$1,468,500
Miscellaneous Revenue	\$102,421	\$343,869	\$569,880	\$98,604	\$305,636	\$344,869	\$0	\$344,869
Other Financing Sources/Uses	\$34,091,345	\$0	\$0	\$0	\$0	\$0	\$0	\$0
Licenses and Permits	\$861,779	\$844,200	\$875,098	\$569,727	\$895,071	\$910,200	\$0	\$910,200
Reserves/Carryovers	\$0	\$511,516	\$15,230,621	\$0	\$3,046,702	\$3,495,634	(\$267,756)	\$3,227,878
TOTAL REVENUES	\$300,181,034	\$302,615,925	\$326,672,497	\$134,570,918	\$268,081,581	\$275,042,503	(\$203,731)	\$274,838,772
EXPENDITURE SUMMARY:								
	SERIES							
Personnel Services	1000	\$92,624,681	\$96,323,487	\$96,849,396	\$45,089,959	\$96,445,753	\$132,545	\$100,423,167
Contractual Services	2000	\$25,320,878	\$27,182,090	\$28,307,955	\$13,198,475	\$25,780,246	(\$362,656)	\$27,760,298
Materials and Supplies	3000	\$8,086,468	\$8,310,733	\$8,510,488	\$4,222,745	\$8,409,314	\$0	\$8,354,906
Fixed Charges	5000	\$3,475,151	\$3,713,450	\$3,713,450	\$2,460,357	\$3,778,123	\$0	\$3,914,487
Debt Service	6000	\$19,927,274	\$21,031,354	\$21,031,354	\$7,561,864	\$21,033,728	\$0	\$22,322,798
Grants and Contributions	7000	\$79,182,134	\$85,709,663	\$86,900,349	\$38,893,916	\$82,435,688	\$26,380	\$86,408,167
Capital Outlay	8000	\$36,551,088	\$62,289,000	\$83,351,357	\$9,721,048	\$27,558,200	\$0	\$27,558,200
Cost Allocation	9000	\$18,863,147	(\$1,943,852)	\$14,523,766	\$15,633,226	(\$1,903,251)	\$0	(\$1,903,251)
TOTAL EXPENDITURES		\$284,030,821	\$302,615,925	\$343,188,115	\$295,554,192	\$275,042,503	(\$203,731)	\$274,838,772

TAX LEVY COMPARISON	2022	2023	CHANGE (\$)	CHANGE (%)
GENERAL PURPOSE COUNTY LEVY	\$72,740,907	\$73,872,508	\$1,131,601	1.56%
COUNTY EQUALIZED VALUE (TID OUT)	\$17,404,233,200	\$20,457,990,000	\$3,053,756,800	17.55%
COUNTY RATE PER \$1000 OF EQUALIZED VALUATION	\$4.18	\$3.61	(\$0.57)	-13.63%
COMPARISON OF EXPENDITURES	2022	2023	CHANGE (\$)	CHANGE (%)
TOTAL EXPENDITURES	\$302,615,925	\$274,838,772	(\$27,777,153)	-9.18%
LESS: INTERNAL SERVICE FUNDS	(\$25,725,828)	(\$26,147,330)	(\$421,502)	1.64%
TOTAL EXPENDITURES	\$276,890,097	\$248,691,442	(\$28,198,655)	-10.18%
LESS: CAPITAL EXPENDITURES	(\$62,289,000)	(\$27,558,200)	\$34,730,800	-55.76%
OPERATING & DEBT SERVICE EXPENDITURES	\$214,601,097	\$221,133,242	\$6,532,145	3.04%
HOME VALUE	\$88,025	\$100,000	\$11,975	13.60%
TAXES ON \$100,000 HOME	\$367.90	\$361.09	(\$6.81)	-1.85%
NOTE: ALL AMOUNTS ROUNDED TO NEAREST DOLLAR OR CENT.				

2023 COMBINED COUNTY AND LIBRARY BUDGET

DESCRIPTION	GENERAL PURPOSE PROPOSED BUDGET	LIBRARY PROPOSED BUDGET	TOTAL ADOPTED BUDGET	
REVENUE SUMMARY:				
OTHER REVENUE \ FUNDING	\$157,038,386	\$737,000	\$157,775,386	
SALES TAX	\$21,200,000	\$0	\$21,200,000	
TAX LEVY	\$73,872,508	\$1,848,993	\$75,721,501	
BORROWED FUNDS	\$19,500,000	\$0	\$19,500,000	
PRIOR YEARS RESERVES \ CARRYOVERS	\$3,227,878	\$0	\$3,227,878	
TOTAL REVENUES	\$274,838,772	\$2,585,993	\$277,424,765	
EXPENDITURE SUMMARY:				
	SERIES			
PERSONNEL SERVICES	1000	\$100,423,167	\$0	\$100,423,167
CONTRACTUAL SERVICES	2000	\$27,760,298	\$286,809	\$28,047,107
MATERIALS & SUPPLIES	3000	\$8,354,906	\$2,299,184	\$10,654,090
FIXED CHARGES	5000	\$3,914,487	\$0	\$3,914,487
DEBT SERVICE	6000	\$22,322,798	\$0	\$22,322,798
GRANTS AND CONTRIBUTIONS	7000	\$86,408,167	\$0	\$86,408,167
CAPITAL OUTLAY	8000	\$27,558,200	\$0	\$27,558,200
MISCELLANEOUS	9000	(\$1,903,251)	\$0	(\$1,903,251)
TOTAL EXPENDITURES	\$274,838,772	\$2,585,993	\$277,424,765	

Tax Levy Total:	2022	2023	Change (\$)	Change (%)
County General Purpose Levy	\$72,740,907	\$73,872,508	\$1,131,601	1.56%
Kenosha County Library System	\$1,800,836	\$1,848,993	\$48,157	2.67%
Grand Total All County Tax Levies	\$74,541,743	\$75,721,501	\$1,179,758	1.58%

Calculation of 2023 Library Levy						
District	Equalized Value	Mill Rate	2023 Tax Levy	2022 Tax Levy	Change (\$)	Change (%)
Brighton	\$291,053,000	\$0.23246	\$67,659	\$73,245	(\$5,586)	-7.63%
Bristol	\$839,312,700	\$0.23246	\$195,108	\$209,311	(\$14,202)	-6.79%
Genoa City	\$432,100	\$0.23246	\$100	\$106	(\$5)	-4.80%
Paris	\$308,873,100	\$0.23246	\$71,801	\$79,138	(\$7,337)	-9.27%
Pleasant Prairie	\$4,963,685,600	\$0.23246	\$1,153,868	\$1,050,391	\$103,476	9.85%
Somers Town	\$104,143,200	\$0.23246	\$24,209	\$27,265	(\$3,055)	-11.21%
Somers Village	\$965,622,900	\$0.23246	\$224,470	\$238,281	(\$13,810)	-5.80%
Wheatland	\$480,840,800	\$0.23246	\$111,777	\$123,100	(\$11,323)	-9.20%

MEDIAN HOME ANALYSIS

ANALYSIS OF EFFECT OF COUNTY TAX ON THE MEDIAN HOME VALUE.

THE EQUALIZED VALUE OF A MEDIAN HOME COUNTY-WIDE IS:

\$271,000

All calculations are based on equalized value.

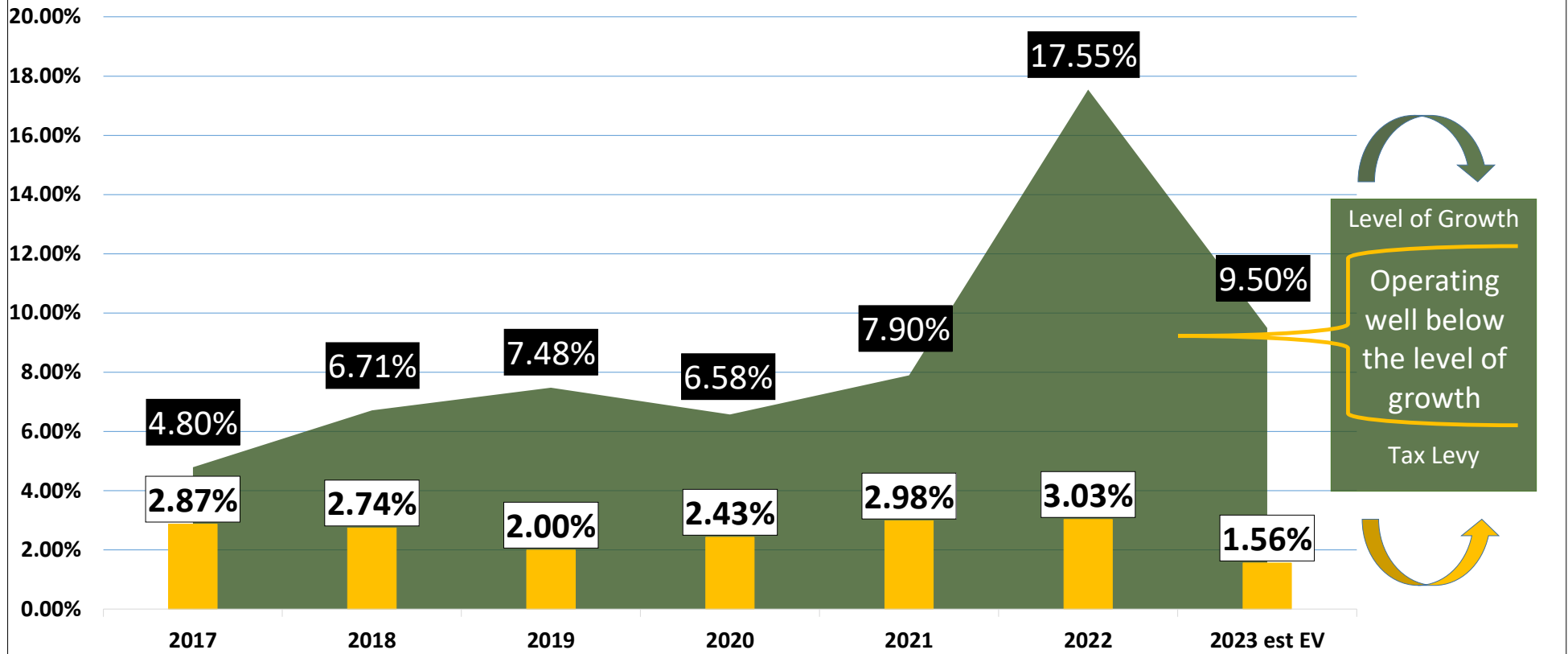
2022 Values	2023 Values	2022 Levy	2023 Levy	Total Levy Increase (Decrease)	% Levy Increase (Decrease)
\$88,025	\$100,000	\$367.90	\$361.09	(\$6.81)	-1.85%
\$176,051	\$200,000	\$735.80	\$722.19	(\$13.62)	-1.85%
\$238,549	\$271,000	\$997.01	\$978.56	(\$18.45)	-1.85%

Analysis of Equalized Value, figures expressed as Tax Increments out.

2022 Equalized Value	\$17,404,233,200
2023 Equalized Value	<u>\$20,457,990,000</u>
Total Increase in Equalized Value	\$3,053,756,800
% Increase in Total Equalized Value	17.55%
Net New Construction per DOR	\$686,172,700
% Increase from New Construction	3.94%
Increase (Decrease) from Inflation/Other	\$2,367,584,100
% Increase excluding New Construction	13.60%

	Levy Change
2022 Total Levy	\$74,541,743
less library	<u>\$1,800,836</u>
General Purpose Levy	\$72,740,907
2023 Total Levy	\$75,721,501
less library	<u>\$1,848,993</u>
General Purpose Levy	\$73,872,508
Levy Increase	\$1,131,601
% Increase	1.56%

Change in Equalized Value (TID out) Compared to Change in Tax Levy



KENOSHA COUNTY DEPARTMENTAL SUMMARY - 2023

Executive		2021 Budget	2022 Budget	2023 Budget	Law Enforcement		2021 Budget	2022 Budget	2023 Budget
County Executive	Levy	488,902	501,727	509,701	Circuit Court	Levy	2,150,992	2,066,720	2,041,299
	Revenue	-	-	-		Revenue	3,011,419	3,149,875	3,337,145
	Reserves	150,000	150,000	150,000		Reserves	-	-	-
	Carryover	22,000	-	-		Carryover	-	-	-
	Expense	660,902	651,727	659,701		Expense	5,162,411	5,216,595	5,378,444
Corporation Counsel	Levy	791,374	802,437	845,754	District Attorney	Levy	1,716,439	1,684,994	1,594,295
	Revenue	700	700	40,000		Revenue	485,557	566,302	873,700
	Bonding	-	-	-		Bonding	-	-	-
	Expense	792,074	803,137	885,754		Expense	2,201,996	2,251,296	2,467,995
Human Resources	Levy	(246,138)	(228,815)	373,425	Joint Services	Levy	4,860,180	5,015,182	5,048,403
	Revenue	-	200,000	-		Revenue	-	75,000	37,500
	Bonding	-	-	-		Bonding	-	95,000	33,000
	Expense	(246,138)	(28,815)	373,425		Expense	4,860,180	5,185,182	5,118,903
Information Technology	Levy	4,034,287	4,130,708	4,365,952	Juvenile Intake	Levy	977,544	1,100,389	1,059,178
	Revenue	301,997	1,805,346	305,315		Revenue	24,859	24,859	24,859
	Bonding	2,000,000	2,000,000	1,900,000		Bonding	-	-	-
	Reserves	140,000	140,000	140,000		Reserves	-	-	-
	Expense	6,476,284	8,076,054	6,711,267		Expense	1,002,403	1,125,248	1,084,037
Land Information	Levy	445,891	468,910	504,459	Sheriff	Levy	31,658,810	32,947,327	35,296,794
	Revenue	96,500	136,500	136,000		Revenue	6,491,757	7,573,264	7,725,717
	Bonding	-	55,000	-		Bonding	2,172,000	1,718,000	1,936,000
	Expense	542,391	660,410	640,459		Expense	40,322,567	42,238,591	44,958,511
University Extension	Levy	207,692	231,515	191,585					
	Revenue	38,800	47,800	47,800					
	Expense	246,492	279,315	239,385					
Civil Service Commission	Levy	31,733	31,733	36,191					
	Expense	31,733	31,733	36,191					
Total: Executive	Levy	5,753,741	5,938,215	6,827,067	Total: Law Enforcement	Levy	41,363,965	42,814,612	45,039,969
	Revenue	437,997	2,190,346	529,115		Revenue	10,013,592	11,389,300	11,998,921
	Bonding	2,000,000	2,055,000	1,900,000		Bonding	2,172,000	1,813,000	1,969,000
	Reserves	290,000	290,000	290,000		Reserves	-	-	-
	Carryover	22,000	-	-		Carryover	-	-	-
	Expense	8,503,738	10,473,561	9,546,182		Expense	53,549,557	56,016,912	59,007,890

KENOSHA COUNTY DEPARTMENTAL SUMMARY - 2023

Public Works		2021 Budget	2022 Budget	2023 Budget	Public Works		2021 Budget	2022 Budget	2023 Budget
Facilities	Levy	3,252,405	3,351,004	3,380,112	Safety Building	Levy	476,728	480,673	417,295
	Revenue	235,000	30,000	145,000		Revenue	1,198,848	1,207,755	1,230,619
	Bonding	3,003,000	3,683,000	4,077,000		Bonding	301,000	133,000	260,000
	Expense	6,490,405	7,064,004	7,602,112		Expense	1,976,576	1,821,428	1,907,914
Golf	Levy	-	-	-	Human Services Building	Levy	-	-	-
	Revenue	3,057,126	3,120,880	3,711,790		Revenue	-	-	-
	Bonding	-	217,000	-		Bonding	55,000	958,000	50,000
	Reserves	398,000	217,000	2,190,000		Reserves	-	-	-
	Expense	3,455,126	3,554,880	5,901,790		Expense	55,000	958,000	50,000
Highway	Levy	1,706,222	1,706,761	1,395,547	Capital Projects	Levy	-	-	-
	Revenue	10,217,719	21,198,571	13,301,200		Revenue	-	-	-
	Bonding	17,438,000	10,606,000	7,435,000		Bonding	100,000	100,000	150,000
	Reserves	-	-	500,000		Reserves	-	-	-
	Expense	29,361,941	33,511,332	22,631,747		Expense	100,000	100,000	150,000
Parks	Levy	2,106,933	2,178,816	2,184,437					
	Revenue	1,612,070	22,513,770	750,000					
	Bonding	1,473,000	3,160,000	1,430,000					
	Reserves	-	-	50,000					
	Expense	5,192,003	27,852,586	4,414,437					
Planning & Development	Levy	566,788	608,518	579,048	Total: Public Works	Levy	8,109,076	8,325,772	7,956,439
	Revenue	336,400	378,400	577,400		Revenue	16,657,163	48,449,376	19,716,009
	Bonding	-	2,243,000	-		Bonding	22,370,000	21,100,000	13,402,000
	Reserves	-	-	-		Reserves	398,000	217,000	2,740,000
	Expense	903,188	3,229,918	1,156,448		Expense	47,534,239	78,092,148	43,814,448

KENOSHA COUNTY DEPARTMENTAL SUMMARY - 2023

Human Services		2021 Budget	2022 Budget	2023 Budget	Human Services		2021 Budget	2022 Budget	2023 Budget
Aging, Disability, & Behavioral Health Svcs	Levy	4,985,955	4,951,217	4,869,108	Office of the Director	Levy	595,182	597,957	710,429
	Revenue	17,338,318	17,416,069	15,181,269		Revenue	628,092	652,638	677,645
	Expense	22,324,273	22,367,286	20,050,377		Expense	1,223,274	1,250,595	1,388,074
Brookside	Levy	(300,000)	-	-	Veterans Services	Levy	379,246	378,328	394,286
	Revenue	20,832,080	20,554,431	20,296,390		Revenue	13,000	13,650	14,300
	Bonding	145,000	568,000	1,979,000		Bonding	-	-	-
	Reserves	(357,275)	(21,225)	(319,883)		Reserves	-	-	-
	Carryover	-	-	-		Carryover	-	-	-
	Expense	20,319,805	21,101,206	21,955,507		Expense	392,246	391,978	408,586
Central Services	Levy	239,105	242,500	247,081	Willowbrook	Levy	-	-	-
	Revenue	189,594	180,991	180,991		Revenue	1,557,763	1,621,472	1,740,104
	Reserves	-	-	-		Reserves	(109,489)	5,741	(2,239)
	Expense	428,699	423,491	428,072		Expense	1,448,274	1,627,213	1,737,865
Children & Family Svcs	Levy	8,456,242	9,984,218	10,184,630	Workforce Development	Levy	1,369,212	1,354,860	1,320,907
	Revenue	22,218,023	22,701,019	25,164,968		Revenue	15,708,187	15,066,848	15,065,471
	Expense	30,674,265	32,685,237	35,349,598		Expense	17,077,399	16,421,708	16,386,378
Health Services	Levy	1,380,564	1,470,920	1,781,392					
	Revenue	7,336,171	7,697,176	8,075,009					
	Bonding	38,000	14,000	-					
	Expense	8,754,735	9,182,096	9,856,401					
Medical Examiner	Levy	510,658	494,720	635,525	Total: Human Services	Levy	17,616,164	19,474,720	20,143,358
	Revenue	322,684	346,583	386,862		Revenue	86,143,912	86,250,877	86,783,009
	Bonding	75,000	-	-		Bonding	258,000	582,000	1,979,000
	Reserves	-	-	-		Reserves	(466,764)	(15,484)	(322,122)
	Carryover	-	-	-		Carryover	-	-	-
	Expense	908,342	841,303	1,022,387		Expense	103,551,312	106,292,113	108,583,245

KENOSHA COUNTY DEPARTMENTAL SUMMARY - 2023

Finance & Administration		2021 Budget	2022 Budget	2023 Budget	Elected Offices / Legislative		2021 Budget	2022 Budget	2023 Budget
Administrative Services	Levy	9,800	10,500	9,200	County Board	Levy	244,178	245,215	246,966
	Expense	9,800	10,500	9,200		Expense	244,178	245,215	246,966
Economic Development	Levy	150,000	175,000	175,000	County Clerk	Levy	238,124	299,983	252,822
	Revenue	-	-	-		Revenue	114,100	120,100	125,400
	Bonding	250,000	250,000	250,000		Bonding	-	-	-
	Reserves	-	-	350,000		Reserves	-	-	-
	Expense	400,000	425,000	775,000		Expense	352,224	420,083	378,222
Finance	Levy	1,654,772	1,708,391	1,670,676	Elected Services	Levy	130,061	122,969	127,136
	Expense	1,654,772	1,708,391	1,670,676		Expense	130,061	122,969	127,136
Purchasing	Levy	256,511	241,766	243,287	Register of Deeds	Levy	(953,365)	(1,104,562)	(1,222,258)
	Revenue	80,000	80,000	90,000		Revenue	1,495,000	1,655,000	1,771,000
	Expense	336,511	321,766	333,287		Expense	541,635	550,438	548,742
					Treasurer	Levy	(1,364,169)	(1,213,522)	(1,087,471)
						Revenue	1,775,050	1,628,050	1,525,050
						Expense	410,881	414,528	437,579
Total: Finance & Administration	Levy	2,071,083	2,135,657	2,098,163	Total: Elected Offices/ Legislative	Levy	(1,705,171)	(1,649,917)	(1,682,805)
	Revenue	80,000	80,000	90,000		Revenue	3,384,150	3,403,150	3,421,450
	Bonding	250,000	250,000	250,000		Bonding	-	-	-
	Reserves	-	-	350,000		Reserves	-	-	-
	Expense	2,401,083	2,465,657	2,788,163		Expense	1,678,979	1,753,233	1,738,645

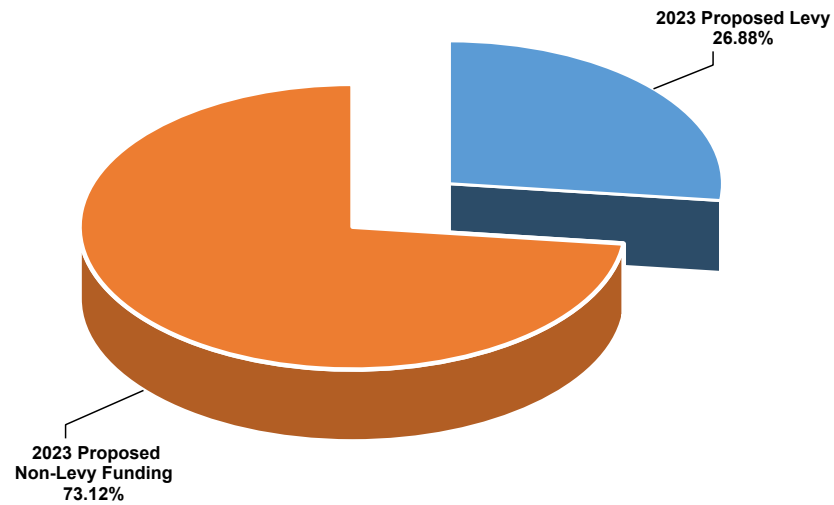
KENOSHA COUNTY DEPARTMENTAL SUMMARY - 2023

Miscellaneous		2021 Budget	2022 Budget	2023 Budget
Board of Adjustment	Levy	5,190	5,190	4,915
	Carryover	20,000	20,000	20,000
	Expense	25,190	25,190	24,915
Debt Service	Levy	17,381,494	18,010,982	18,761,374
	Revenue	1,580,636	1,410,522	1,951,574
	Reserves	-	-	-
	Carryover	-	-	-
	Expense	18,962,130	19,421,504	20,712,948
Internal Service	Levy	2,031,058	2,091,990	2,141,990
	Revenue	25,849,554	25,725,828	26,147,330
	Expense	27,880,612	27,817,818	28,289,320
Non-Departmental	Levy	(22,024,981)	(24,406,314)	(27,417,962)
	Revenue	22,246,606	24,664,103	27,600,978
	Reserves	-	-	150,000
	Expense	221,625	257,789	333,016
Library System	Levy	1,733,500	1,800,836	1,848,993
	Revenue	599,478	655,655	737,000
	Expense	2,332,978	2,456,491	2,585,993
Total: Miscellaneous	Levy	(873,739)	(2,497,316)	(4,660,690)
	Revenue	50,276,274	52,456,108	56,436,882
	Reserves	-	-	150,000
	Carryover	20,000	20,000	20,000
	Expense	49,422,535	49,978,792	51,946,192
TOTAL COUNTY	Levy	72,335,119	74,541,743	75,721,501
	Revenue	166,993,088	204,219,157	178,975,386
	Bonding	27,050,000	25,800,000	19,500,000
	Reserves	221,236	491,516	3,207,878
	Carryover	42,000	20,000	20,000
	Expense	266,641,443	305,072,416	277,424,765

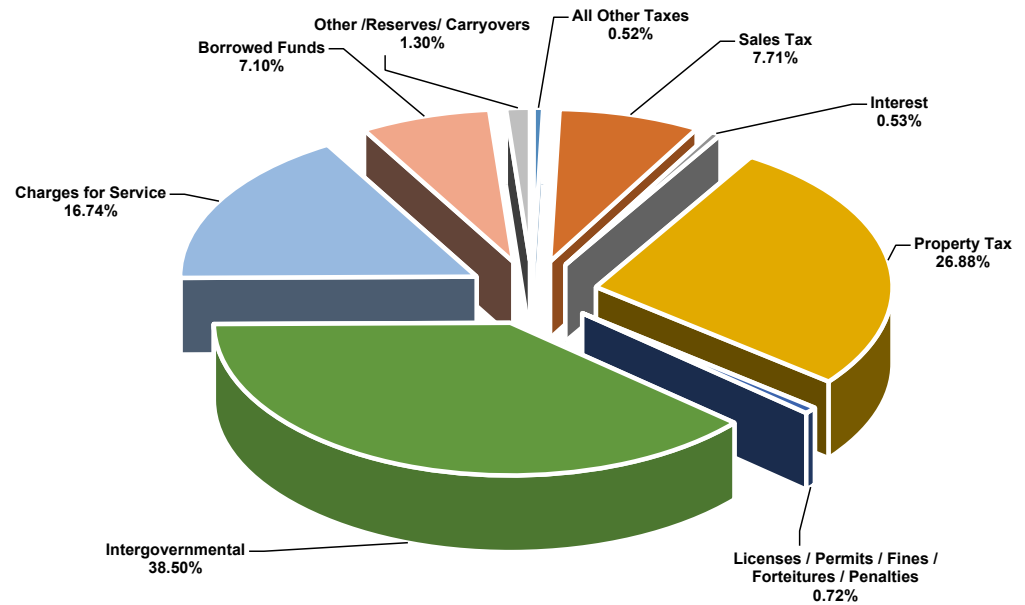
SUMMARY OF PERSONNEL APPROPRIATION - 2023

DESCRIPTION	2022 ADOPTED BUDGET	2023 PROPOSED BUDGET	INCREASE/ DECREASE	PERCENTAGE INC/(DEC)
SALARIES, OVERTIME, TEMPORARY, ETC.	\$65,062,580	\$68,070,125	\$3,007,545	4.62%
FICA	\$4,991,923	\$5,210,160	\$218,237	4.37%
RETIREMENT	\$5,114,320	\$5,655,940	\$541,620	10.59%
HEALTH INSURANCE	\$19,862,560	\$20,160,062	\$297,502	1.50%
LIFE INSURANCE	\$121,604	\$124,880	\$3,276	2.69%
WORKERS COMPENSATION	\$1,501,000	\$1,525,000	\$24,000	1.60%
UNEMPLOYMENT COMPENSATION	\$212,000	\$185,000	(\$27,000)	(12.74%)
EMPLOYEE TESTING/EXAMINATIONS	\$85,500	\$111,000	\$25,500	29.82%
EMPLOYEE RECRUITMENT	\$18,000	\$43,000	\$25,000	138.89%
TUITION REIMBURSEMENT	\$54,000	\$38,000	(\$16,000)	(29.63%)
VACANCY ADJUSTMENT/DEFUNDING	(\$700,000)	(\$700,000)	\$0	0.00%
TOTAL PERSONNEL APPROPRIATION	\$96,323,487	\$100,423,167	\$4,099,680	4.26%

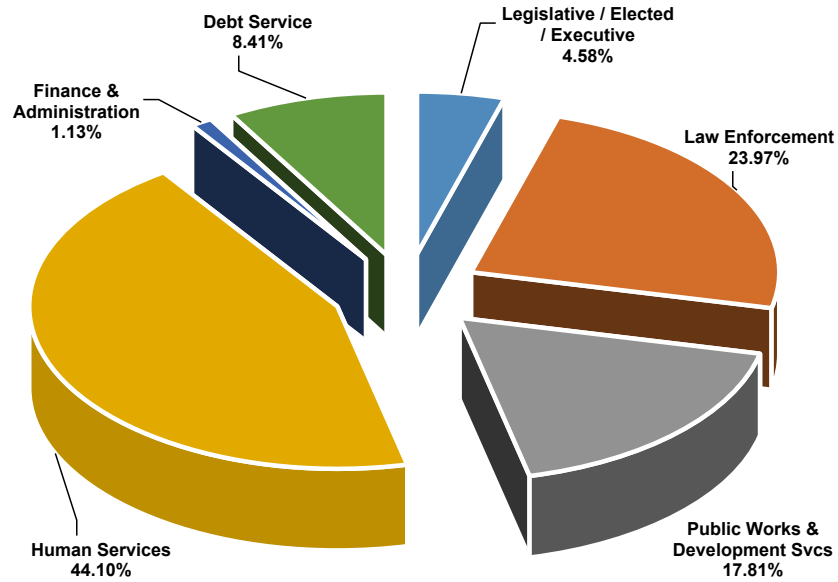
2023 Proposed Revenue



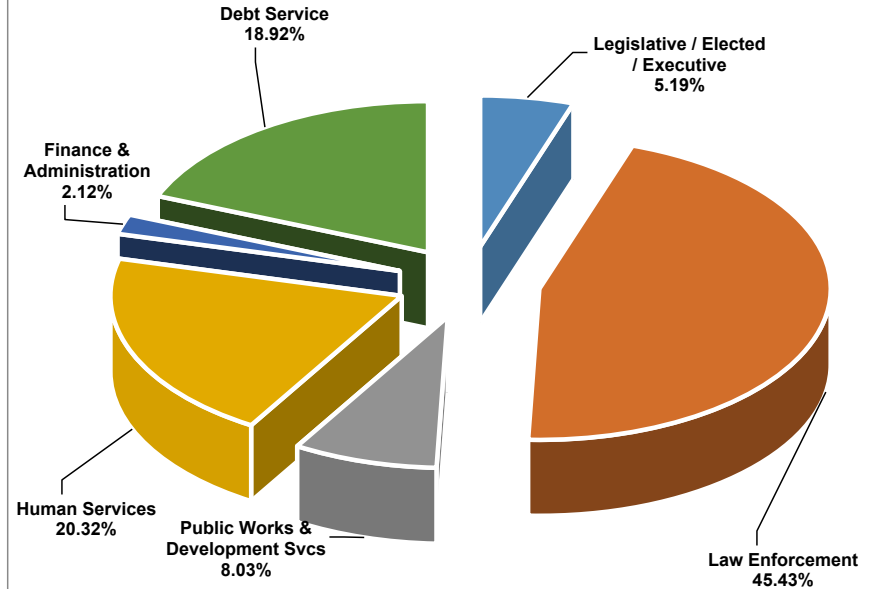
2023 Proposed Revenue by Funding Source



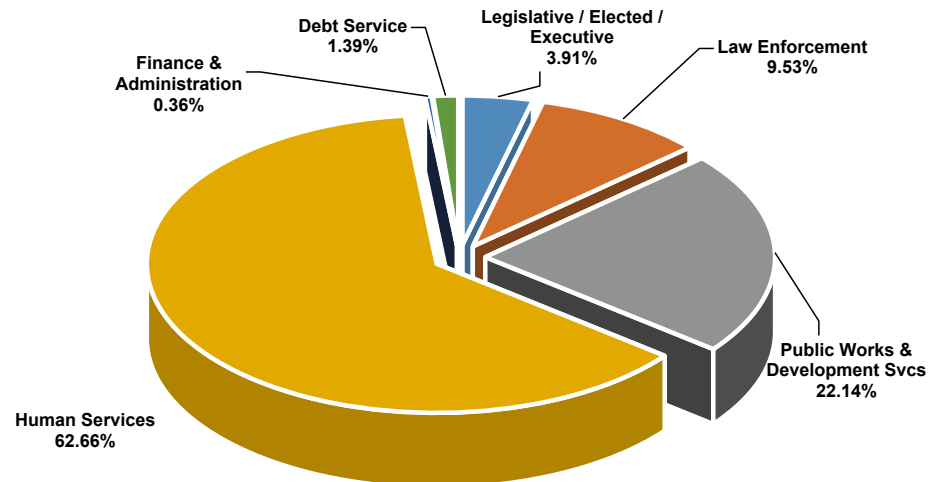
2023 Proposed Expenditures By Department



2023 Proposed Levy By Department



2023 Proposed Non-Levy Funding By Department



SUMMARY OF BUDGETED PERSONNEL CHANGES - 2023

POSITIONS: ELIMINATED

Department/Division	Position Title	Range	FTE	Cost	Offset	Levy
			Eliminated			
Human Services - Brookside Care Center	Cook	NE1	1.00	\$ 49,038	\$ 49,038	\$ -
Human Services - Brookside Care Center	Dietary Service Assistant	NE-B	1.00	\$ 42,919	\$ 42,919	\$ -
Human Services - Brookside Care Center	Director Clinical Operations	E11	1.00	\$ 138,052	\$ 138,052	\$ -
Human Services - Brookside Care Center	Life Enrichment Assistant	NE-C	0.40	\$ 17,940	\$ 17,940	\$ -
Human Services - Brookside Care Center	Unit Secretary	NE2	0.20	\$ 10,265	\$ 10,265	\$ -
Human Services - Workforce Development	Business Services Job Developer	Grant	1.00	\$ 54,942	\$ 54,942	\$ -
Law Enforcement - Sheriff	Administrative Assistant	NE2	1.00	\$ -	\$ -	\$ -
Law Enforcement - Sheriff	Cooks	NE5	2.60	\$ -	\$ -	\$ -
Public Works - Highway	Municipal/Public Customer Service Superintendent	E7	1.00	\$ 129,517	\$ -	\$ 129,517
Public Works - Facilities	Project Engineer	E9	1.00	\$ 141,651	\$ -	\$ 141,651
			10.20	\$ 584,324	\$ 313,156	\$ 271,168

POSITIONS: ADDED

Department/Division	Position Title	Range	FTE	Cost	Offset	Levy
			Added			
Elected Offices - County Clerk	Deputy County Clerk	NE7	0.50	\$ 26,960	\$ -	\$ 26,960
Human Services - Medical Examiner	Deputy Medical Examiner	NE9	1.00	\$ 82,413	\$ -	\$ 82,413
Finance & Administration - Finance/DHS	Reimbursement Manager	E8	1.00	\$ 109,200	\$ 109,200	\$ -
Law Enforcement - Sheriff	Data Analyst	NE4	1.00	\$ 62,392	\$ -	\$ 62,392
Law Enforcement - Sheriff	Deputy Sheriff	SHR150	2.00	\$ 199,892	\$ 89,529	\$ 110,363
Law Enforcement - Sheriff	Detective	SHR250	3.00	\$ 381,297	\$ -	\$ 381,297
Public Works - Golf	Team Lead/Mechanic - Brighton Dale	E1	1.00	\$ 63,416	\$ 63,416	\$ -
Public Works - Parks & Recreation	Maintenance Worker	NE3	1.00	\$ 70,453	\$ 70,453	\$ -
Public Works - Facilities	Project Manager	E7	1.00	\$ 141,000	\$ 141,000	\$ -
			11.50	\$ 1,137,023	\$ 473,598	\$ 663,425

SUMMARY OF BUDGETED PERSONNEL CHANGES - 2023

POSITIONS: RECLASSIFICATIONS/POSITION NAME CHANGE

Department/Division	Current Position Title	Proposed Position Title	Current Range	Proposed Range	FTE Count	Cost	Offset	Levy
Elected Offices - Register of Deeds	Chief Deputy Register of Deeds	Chief Deputy Register of Deeds	NE7	NE8	1.00	\$ 1,119	\$ -	\$ 1,119
Elected Offices - Register of Deeds	Deputy Register of Deeds	Deputy Register of Deeds	NE6	NE7	4.00		\$ -	\$ -
Finance & Administration - Finance	CFO - Finance & Administration	CFO - Public Works	E16	E12	1.00	\$ 125,209	\$ 120,972	\$ 4,237
Human Services - Brookside / Willowbrook	Certified Nursing Assistant	Certified Nursing Assistant	NED	NE2	83.40	\$ 152,657	\$ 152,657	\$ -
Human Services - Brookside / Willowbrook	Environmental Service Worker	Environmental Service Worker	NEB	NE2	15.00	\$ 59,463	\$ 59,463	\$ -
Human Services - Brookside Care Center	Life Enrichment Assistant	Life Enrichment Assistant	NEC	NED	5.60	\$ 3,536	\$ 3,536	\$ -
Human Services - Brookside Care Center	Resident Assistant	Resident Assistant	NEB	NE1	3.80	\$ 14,458	\$ 14,458	\$ -
Human Services - Aging, Dis., Behav. Health	Manager, Aging, Dis., & Behav. Health	Manager, Aging, Dis., & Behav. Health	E7	E8	2.00	\$ 262	\$ -	\$ 262
Human Services - Health	Lab Supervisor - Forensic Chemist	Lab Supervisor - Forensic Chemist	E5	E7	1.00	\$ 690	\$ -	\$ 690
Human Services - Medical Examiner	Chief Deputy Medical Examiner	Chief Deputy Medical Examiner	E6	E7	1.00	\$ 667	\$ -	\$ 667
Human Services - Medical Examiner	Medical Examiner	Medical Examiner	E7	E8	1.00	\$ 476	\$ -	\$ 476
Countywide	Social Worker Supervisor	Social Worker Supervisor	E7	E8	8.00	\$ 3,120	\$ -	\$ 3,120
Countywide	Social Workers I	Social Workers I	NE7	NE8	24.00	\$ 28,923	\$ -	\$ 28,923
Countywide	Social Workers II	Social Workers II	NE8	NE9	4.00	\$ 834	\$ -	\$ 834
Countywide	Social Workers IV	Social Workers IV	NE9	NE10	12.00	\$ 22,589	\$ -	\$ 22,589
Countywide	Social Workers V	Social Workers V	NE10	NE11	6.00	\$ 8,594	\$ -	\$ 8,594
Law Enforcement - Circuit Court	Circuit Court Commissioners	Circuit Court Commissioners	E12	E13	3.00	\$ 308	\$ -	\$ 308
Law Enforcement - District Attorney	Victim Witness Advocate - SW	Victim Witness Specialist - SW	NE8/NE9	NE8/NE9	5.00	\$ -	\$ -	\$ -
Law Enforcement - Sheriff	Accounting Associate	Legal Secretary	NE4	NE6	1.00	\$ 2,762	\$ -	\$ 2,762
Law Enforcement - Sheriff	Admissions/Release Specialists	Admissions/Release Specialists	NE4	NE5	22.00	\$ 16,598	\$ -	\$ 16,598
Law Enforcement - Sheriff	Admissions/Release Supervisors	Admissions/Release Supervisors	E3	E4	2.00	\$ 167	\$ -	\$ 167
Law Enforcement - Sheriff	Detention Systems Manager	Detention Systems Manager	E5	E6	1.00	\$ 119	\$ -	\$ 119
Law Enforcement - Sheriff	Food Services Manager	Food Services Manager	E4	E5	1.00	\$ 119	\$ -	\$ 119
Law Enforcement - Sheriff	Office Manager	Office Administrator	E4	E7	1.00	\$ 381	\$ -	\$ 381
Law Enforcement - Sheriff	Office Manager	Office Manager	E4	E5	1.00	\$ 119	\$ -	\$ 119
Law Enforcement - Sheriff	Support Operations Manager	Support Operations Manager	E1	E3	1.00	\$ 1,119	\$ -	\$ 1,119
Public Works - Highway	Civil Engineer	Civil Engineer	E6	E8	1.00	\$ 166	\$ -	\$ 166
Public Works - Highway	Director, Highway	Director, Highway	E11	E13	1.00	\$ 3,357	\$ -	\$ 3,357
Public Works - Highway	Highway Foreman	Highway Foreman	E5	E6	2.00	\$ 2,762	\$ -	\$ 2,762
Public Works - Highway	Operations Superintendent	Operations Superintendent	E8	E9	1.00	\$ 1,358	\$ -	\$ 1,358
Public Works - Highway	Patrol Work/Laborer	Day Utility	NE8	NE8	2.00	\$ -	\$ -	\$ -
Public Works - Highway	Shop Superintendent	Shop Superintendent	E7	E8	1.00	\$ 1,880	\$ -	\$ 1,880
Public Works - Highway	State Highways Supervisor	State Highways Supervisor	E6	E7	1.00	\$ 1,333	\$ -	\$ 1,333

219.80	\$ 455,145	\$ 351,086	\$ 104,059
--------	------------	------------	------------

POSITIONS: DEFUNDED

Department/Division	Position Title	No of Positions
Finance & Administration - Finance	Financial Analyst	1.00
Human Services - Office of the Director	Assistant to Director	1.00
Human Services - Brookside	Certified Nursing Assistant	19.20
Law Enforcement - Sheriff	Administrative Assistant	2.00
Law Enforcement - Sheriff	Admissions/Release Specialist	2.00
Law Enforcement - Sheriff	Correction Corporal	1.00
Law Enforcement - Sheriff	Correctional Officer	8.00
Law Enforcement - Sheriff	Direct Supervision Officer	11.00

45.20

SUMMARY OF FTES 2014-2023

DEPARTMENT/DIVISION	2014	2015	2016	2017	2018	2019	2020	2021	2022	2023
EXECUTIVE										
County Executive	3.75	4.00	4.00	4.00	4.00	4.00	4.00	4.00	4.00	4.00
Corporation Counsel	6.00	6.00	5.70	5.70	5.70	5.70	5.70	5.70	5.70	5.70
Human Resources/Insurances	5.67	5.00	5.30	5.30	5.30	7.30	7.30	7.30	8.30	8.30
University of Wisconsin Ext. Program	1.00	1.00	1.00	1.00	1.00	0.00	0.00	0.00	0.00	0.00
Information Technology	17.00	17.00	19.75	20.00	21.00	22.00	22.00	23.00	23.75	24.00
Land Information	5.00	5.00	6.00	6.00	5.00	5.00	5.00	5.00	6.00	6.00
EXECUTIVE TOTAL	38.42	38.00	41.75	42.00	42.00	44.00	44.00	45.00	47.75	48.00
LEGISLATIVE										
County Board	23.00	23.00	23.00	23.00	23.00	23.00	23.00	23.00	23.00	23.00
LEGISLATIVE TOTAL	23.00	23.00	23.00	23.00	23.00	23.00	23.00	23.00	23.00	23.00
LAW ENFORCEMENT										
Sheriff	343.50	343.20	346.20	349.28	353.20	354.20	357.20	363.95	364.20	366.60
District Attorney*	11.50	12.75	12.75	13.75	13.75	13.75	13.50	13.50	13.50	14.50
Victim Witness	6.00	6.00	6.00	6.00	6.00	6.00	7.00	7.00	7.00	8.00
Circuit Court	42.50	42.50	42.50	42.50	42.50	43.00	43.00	43.00	43.00	43.00
Juvenile Intake	5.00	5.00	5.00	5.00	5.00	5.00	5.00	5.00	5.00	5.00
Juvenile Intake - Hot Line*	0.14	0.14	0.14	0.14	0.14	0.14	0.00	0.00	0.00	0.00
LAW ENFORCEMENT TOTAL	408.64	409.59	412.59	416.67	420.59	422.09	425.70	432.45	432.70	437.10
PUBLIC WORKS & DEVELOP SVS										
Facilities	31.00	31.00	30.00	30.75	31.00	31.00	31.00	31.00	32.00	32.00
Golf	5.75	6.00	6.00	7.00	7.00	7.00	7.00	7.00	7.00	8.00
Golf (Part-time)*	29.93	29.74	29.50	28.00	31.51	31.51	0.00	0.00	0.00	0.00
Parks	7.25	7.00	7.00	6.00	6.50	8.00	8.00	8.00	9.00	10.00
Parks (Part-time)*	16.47	16.22	16.28	16.64	15.57	14.57	0.00	0.00	0.00	0.00
Highway	68.00	69.00	69.00	73.00	74.00	74.00	74.80	76.00	77.00	76.00
Planning and Development	5.00	5.00	5.00	5.00	5.25	5.25	5.00	5.00	5.00	5.00
PUBLIC WORKS & DEVELOP SVS TOTAL	163.40	163.96	162.78	166.39	170.83	171.33	125.80	127.00	130.00	131.00

SUMMARY OF FTES 2014-2023

DEPARTMENT/DIVISION	2014	2015	2016	2017	2018	2019	2020	2021	2022	2023
HUMAN SERVICES										
Office of Director	8.00	4.00	4.00	4.00	4.00	4.00	4.00	4.00	4.00	4.00
Central Services	0.00	0.00	0.00	0.00	0.00	0.00	0.00	0.00	0.00	0.00
Aging, Disability, & Behavioral Health Services	12.00	10.00	11.00	11.00	11.00	12.00	13.00	12.00	13.75	14.00
Brookside	157.66	169.74	175.14	173.40	165.10	164.90	164.50	161.90	161.00	157.40
Willowbrook	0.00	0.00	0.00	0.00	8.56	13.57	14.00	14.20	14.60	14.60
Children & Family Services	38.00	41.00	41.00	42.00	42.00	46.00	46.00	46.00	47.00	48.00
Workforce Development/Child Support	73.00	76.00	76.00	76.00	76.00	80.00	80.00	80.00	81.00	80.00
Health	49.20	57.60	56.71	55.71	61.86	62.64	58.91	60.70	64.55	65.79
Medical Examiner*	6.15	8.08	7.35	7.35	5.50	6.12	4.63	4.63	4.63	5.63
Veterans Services	3.00	3.00	3.00	3.60	3.63	4.00	4.00	4.00	4.00	4.00
HUMAN SERVICES TOTAL	347.01	369.42	374.20	373.06	377.65	393.23	389.04	387.43	394.53	393.42
FINANCE & ADMINISTRATION										
Finance	11.75	21.00	21.00	22.00	21.50	21.00	21.00	21.00	21.00	22.00
Purchasing Services	3.00	3.00	3.25	4.25	3.00	3.00	3.00	3.00	3.00	3.00
FINANCE & ADMINISTRATION TOTAL	14.75	24.00	24.25	26.25	24.50	24.00	24.00	24.00	24.00	25.00
ELECTED OFFICES										
County Clerk's Office	3.00	3.50	3.50	3.50	3.50	3.50	3.63	3.63	3.63	4.13
Treasurer's Office	4.55	4.55	4.55	4.55	4.55	4.55	4.55	4.55	4.55	4.55
Register of Deed's Office	6.00	6.00	6.00	6.00	6.00	6.00	6.00	6.00	6.00	6.00
Elected Service	1.55	1.55	1.55	1.55	1.55	1.55	1.55	1.55	1.55	1.55
ELECTED OFFICES TOTAL	15.10	15.60	15.60	15.60	15.60	15.60	15.73	15.73	15.73	16.23
GRAND TOTAL	1010.32	1043.57	1054.17	1062.97	1074.17	1093.25	1047.27	1054.61	1067.71	1073.75

*Seasonal, Temporary, and/or Intern employees are no longer be reflected as an FTE count within the Division's budget, effective as of the 2020 budget year. Costs of these positions are entered as a total sum amount in the appropriate main account.

RECONCILIATION OF FTES - 2023

BUDGETED FTES 2022 BUDGET

1067.71

MODIFICATIONS THAT OCCURRED DURING 2022

Human Services - Health - Decrease Public Health Nurse (1.00 FTE)	Policy Res #01	11/12/2016	-1.00
Human Services - Health - Decrease Admin Asst Sr (1.0 FTE)	Policy Res #01	11/12/2016	-1.00
Human Services - Health - Increase Public Health Supervisor (1.0 FTE)	Policy Res #01	11/12/2016	1.00
Human Services - Health - Increase Public Health Strategist (2.25 FTE)	Policy Res #01	11/12/2016	2.25
Law Enforcement - District Attorney - Increase Paralegal (1.0 FTE) and Social Worker I (1.0 FTE)	Policy Res #03	5/17/2022	2.00
Executive - Information Technology - Project Coordinator (1.0 FTE) to Project Manager (1.0 FTE)	Policy Res #01	11/6/2019	0.00
Executive - Information Technology - Systems Architect (1.0 FTE) to Systems Engineer (1.0 FTE)	Policy Res #01	11/6/2019	0.00
Executive - Information Technology - Communications Analyst (1.0 FTE) to Communications Engineer (1.0 FTE)	Policy Res #01	11/6/2019	0.00

TOTAL MODIFICATIONS THAT OCCURRED DURING 2022

3.25

OTHER RECONCILING ITEMS

Executive - Information Technology - Increase IT Asset Administrator (0.25 FTE)	0.25
Human Services - Aging, Disability, & Behavioral Health Svces - Increase Community Outreach Coordinator (0.25 FTE)	0.25
Human Services - Children & Families Services - Increase Social worker (1.0 FTE)	1.00

TOTAL OTHER RECONCILING ITEMS

1.50

PERSONNEL CHANGES IN 2023 BUDGET

NEW FTE'S INCLUDED IN BUDGET (SEE SUMMARY OF PERSONNEL CHANGES)	11.50
FTE'S ELIMINATED/FROZEN IN BUDGET (SEE SUMMARY OF PERSONNEL CHANGES)	-10.20

TOTAL CHANGES IN 2023 BUDGET

1.30

TOTAL BUDGETED FTES 2023 BUDGET

1073.76

2022 TO 2023 BUDGETED FTE CHANGE

6.05

* Authorized to adjust current and future budgets for nursing (RN, LPN, and CNA FTE) levels to meet minimum standards with personnel

CAPITAL OUTLAY SUMMARY - 2023

DEPARTMENT - DIVISION	CAPITAL OUTLAY	BONDING	REVENUE	CARRYOVER/ RESERVES	LEVY
EXECUTIVE - INFORMATION TECHNOLOGY	\$1,900,000	\$1,900,000	\$0	\$0	\$0
FINANCE & ADMINISTRATION - ECONOMIC DEVELOPMENT	\$600,000	\$250,000	\$0	\$350,000	\$0
HUMAN SERVICES - BROOKSIDE CARE CENTER	\$1,979,000	\$1,979,000	\$0	\$0	\$0
LAW ENFORCEMENT - KENOSHA JOINT SERVICES	\$33,000	\$33,000	\$0	\$0	\$0
LAW ENFORCEMENT - SHERIFF	\$1,936,000	\$1,936,000	\$0	\$0	\$0
PUBLIC WORKS & DEVELOPMENT SERVICES - CAPITAL PROJECTS - ENERGY REDUCTION	\$50,000	\$50,000	\$0	\$0	\$0
PUBLIC WORKS & DEVELOPMENT SERVICES - CAPITAL PROJECTS - GENERAL	\$100,000	\$100,000	\$0	\$0	\$0
PUBLIC WORKS & DEVELOPMENT SERVICES - FAC. - HUMAN SERVICES BLDG	\$50,000	\$50,000	\$0	\$0	\$0
PUBLIC WORKS & DEVELOPMENT SERVICES - FACILITIES	\$4,177,000	\$4,077,000	\$100,000	\$0	\$0
PUBLIC WORKS & DEVELOPMENT SERVICES - FACILITIES - SAFETY BUILDING	\$260,000	\$260,000	\$0	\$0	\$0
PUBLIC WORKS & DEVELOPMENT SERVICES - GOLF	\$2,490,000	\$0	\$0	\$2,490,000	\$0
PUBLIC WORKS & DEVELOPMENT SERVICES - HIGHWAY	\$12,128,200	\$7,435,000	\$4,193,200	\$500,000	\$0
PUBLIC WORKS & DEVELOPMENT SERVICES - PARKS & RECREATION	\$1,855,000	\$1,430,000	\$425,000	\$0	\$0
TOTAL CAPITAL OUTLAY	\$27,558,200	\$19,500,000	\$4,718,200	\$3,340,000	\$0

ANALYSIS OF RESERVES AND CARRYOVERS - 2023

DEPARTMENT - DIVISION	GENERAL FUND RESERVES	HUMAN SVCS RESERVES	CAPITAL RESERVES	CARRYOVER	TOTAL
EXECUTIVE - OFFICE OF THE COUNTY EXECUTIVE	\$150,000	\$0	\$0	\$0	\$150,000
EXECUTIVE - INFORMATION TECHNOLOGY	\$140,000	\$0	\$0	\$0	\$140,000
FINANCE & ADMINISTRATION - ECONOMIC DEVELOPMENT	\$350,000	\$0	\$0	\$0	\$350,000
HUMAN SERVICES - BROOKSIDE CARE CENTER	\$0	(\$319,883)	\$0	\$0	(\$319,883)
HUMAN SERVICES - WILLOWBROOK	\$0	(\$2,239)	\$0	\$0	(\$2,239)
MISCELLANEOUS - BOARD OF ADJUSTMENT	\$0	\$0	\$0	\$20,000	\$20,000
MISCELLANEOUS - NON-DEPARTMENTAL	\$150,000	\$0	\$0	\$0	\$150,000
PUBLIC WORKS & DEVELOPMENT SERVICES - HIGHWAY	\$0	\$0	\$500,000	\$0	\$500,000
PUBLIC WORKS & DEVELOPMENT SERVICES - PARKS & RECREATION	\$0	\$0	\$50,000	\$0	\$50,000
PUBLIC WORKS & DEVELOPMENT SERVICES - GOLF	\$0	\$0	\$2,190,000	\$0	\$2,190,000
TOTAL RESERVES AND CARRYOVERS	\$790,000	(\$322,122)	\$2,740,000	\$20,000	\$3,227,878

Kenosha County, Wisconsin
Schedule of Bonded Indebtedness
General Obligation Debt Secured by Taxes
(As of 09/01/2022)

	Promissory Notes Series 2014A		Refunding Bonds Series 2015A		Brookside Care Center Bonds Series 2015B		Promissory Notes Series 2015C		Promissory Notes Series 2016A	
Dated	09/10/2014		04/29/2015		09/09/2015		09/09/2015		09/01/2016	
Amount	\$11,925,000		\$21,555,000		\$18,290,000		\$12,305,000		\$13,965,000	
Maturity	09/01		09/01		09/01		09/01		09/01	
Calendar Year Ending	Principal	Interest	Principal	Interest	Principal	Interest	Principal	Interest	Principal	Interest
2022	0	0	0	0	0	0	0	0	0	0
2023	1,975,000	86,969	940,000	232,688	1,030,000	579,850	1,510,000	156,250	2,020,000	190,600
2024	2,000,000	45,000	965,000	211,538	1,060,000	548,950	1,525,000	95,850	2,140,000	130,000
2025			1,005,000	189,825	1,090,000	517,150	1,670,000	50,100	2,180,000	87,200
2026			1,050,000	164,700	1,125,000	484,450			2,180,000	43,600
2027			1,070,000	133,200	1,160,000	450,700				
2028			1,090,000	101,100	1,190,000	415,900				
2029			1,140,000	68,400	1,235,000	374,250				
2030			760,000	22,800	1,275,000	331,025				
2031					1,320,000	286,400				
2032					1,375,000	233,600				
2033					1,430,000	178,600				
2034					1,485,000	121,400				
2035					1,550,000	62,000				
2036										
2037										
2038										
2039										
2040										
2041										
2042										
	3,975,000	131,969	8,020,000	1,124,250	16,325,000	4,584,275	4,705,000	302,200	8,520,000	451,400

--Continued on next page

Kenosha County, Wisconsin
Schedule of Bonded Indebtedness continued
General Obligation Debt Secured by Taxes
(As of 09/01/2022)

	Promissory Notes Series 2017A		Law Enforcement Enhancement Bonds Series 2017B		Promissory Notes Series 2018A		Promissory Notes Series 2019A		Highway Improvement Bonds Series 2019B	
Dated	09/06/2017		09/06/2017		09/13/2018		09/10/2019		09/10/2019	
Amount	\$13,255,000		\$5,315,000		\$15,270,000		\$16,620,000		\$8,880,000	
Maturity	09/01		09/01		09/01		09/01		09/01	
Calendar Year Ending	Principal	Interest	Principal	Interest	Principal	Interest	Principal	Interest	Principal	Interest
2022	0	0	0	0	0	0	0	0	0	0
2023	1,200,000	215,413	190,000	149,594	925,000	407,000	855,000	340,150	300,000	210,769
2024	1,225,000	167,413	195,000	141,994	1,240,000	370,000	1,330,000	314,500	385,000	201,769
2025	1,355,000	118,413	200,000	134,194	1,830,000	320,400	2,235,000	287,900	400,000	194,069
2026	1,555,000	87,925	225,000	126,194	2,645,000	247,200	2,185,000	220,850	400,000	182,069
2027	1,635,000	49,050	225,000	117,194	2,735,000	167,850	2,495,000	155,300	410,000	170,069
2028			260,000	108,194	2,860,000	85,800	2,710,000	105,400	420,000	157,769
2029			275,000	97,794			2,560,000	51,200	430,000	145,169
2030			300,000	86,794					440,000	132,269
2031			300,000	78,544					450,000	119,069
2032			325,000	69,919					465,000	105,569
2033			350,000	60,575					475,000	91,619
2034			375,000	50,075					485,000	77,369
2035			375,000	38,356					500,000	62,819
2036			400,000	26,638					515,000	50,944
2037			435,000	14,138					530,000	38,713
2038									550,000	26,125
2039									550,000	13,063
2040										
2041										
2042										
	6,970,000	638,213	4,430,000	1,300,194	12,235,000	1,598,250	14,370,000	1,475,300	7,705,000	1,979,238

--Continued on next page

Kenosha County, Wisconsin
Schedule of Bonded Indebtedness continued
General Obligation Debt Secured by Taxes
(As of 09/01/2022)

	Taxable Refunding Bonds Series 2020A		Refunding Bonds Series 2020B		Promissory Notes Series 2020C		Corporate Purpose Bonds Series 2020D		Promissory Notes Series 2021A	
Dated	05/07/2020		05/07/2020		09/03/2020		09/03/2020		09/01/2021	
Amount	\$3,785,000		\$11,870,000		\$13,360,000		\$10,460,000		\$15,445,000	
Maturity	03/01		06/01		08/01		08/01		09/01	
Calendar Year Ending	Principal	Interest	Principal	Interest	Principal	Interest	Principal	Interest	Principal	Interest
2022	0	0	0	57,150	0	0	0	0	0	0
2023	160,000	31,610	1,620,000	81,900	650,000	226,263	455,000	204,400	1,575,000	258,775
2024	165,000	28,360	130,000	46,900	875,000	213,263	460,000	190,750	1,625,000	227,275
2025	170,000	25,010	140,000	41,500	1,125,000	195,763	465,000	176,950	1,475,000	194,775
2026	170,000	21,610	150,000	35,700	1,225,000	173,263	470,000	163,000	1,485,000	165,275
2027	180,000	18,110	160,000	29,500	2,025,000	148,763	475,000	148,900	1,505,000	135,575
2028	190,000	14,410	170,000	23,750	2,030,000	108,263	475,000	139,400	1,580,000	105,475
2029	200,000	10,510	180,000	18,500	2,080,000	67,663	480,000	129,900	1,635,000	73,875
2030	205,000	6,460	190,000	13,900	2,085,000	26,063	495,000	120,300	1,645,000	49,350
2031	210,000	2,205	200,000	9,000			515,000	110,400	1,645,000	24,675
2032			200,000	3,000			535,000	100,100		
2033							550,000	89,400		
2034							560,000	78,400		
2035							560,000	67,200		
2036							560,000	56,000		
2037							560,000	44,800		
2038							560,000	33,600		
2039							560,000	22,400		
2040							560,000	11,200		
2041										
2042										
	1,650,000	158,285	3,140,000	360,800	12,095,000	1,159,300	9,295,000	1,887,100	14,170,000	1,235,050

--Continued on next page

Kenosha County, Wisconsin
Schedule of Bonded Indebtedness continued
General Obligation Debt Secured by Taxes
(As of 09/01/2022)

Highway Improvement Bonds Series 2021B			Promissory Notes Series 2022A		Corporate Purpose Bonds Series 2022B							
Dated	09/01/2021		09/01/2022		09/01/2022							
Amount	\$11,890,000		\$13,600,000		\$6,400,000							
Maturity	09/01		09/01		09/01							
Calendar Year Ending	Principal	Interest	Principal	Interest	Principal	Interest	Total Principal	Total Interest	Total P & I	Principal Outstanding	% Paid	Calendar Year Ending
2022	0	0	0	0	0	0	0	57,150	57,150	158,995,000	.00%	2022
2023	510,000	298,700	1,770,000	473,550	230,000	263,319	17,915,000	4,407,798	22,322,798	141,080,000	11.27%	2023
2024	320,000	278,300	1,280,000	420,450	235,000	251,819	17,155,000	3,884,129	21,039,129	123,925,000	22.06%	2024
2025	330,000	265,500	1,020,000	382,050	245,000	240,069	16,935,000	3,420,866	20,355,866	106,990,000	32.71%	2025
2026	350,000	252,300	1,225,000	341,250	250,000	227,819	16,690,000	2,937,204	19,627,204	90,300,000	43.21%	2026
2027	400,000	238,300	1,380,000	304,500	260,000	215,319	16,115,000	2,482,329	18,597,329	74,185,000	53.34%	2027
2028	450,000	222,300	1,380,000	263,100	265,000	202,319	15,070,000	2,053,179	17,123,179	59,115,000	62.82%	2028
2029	500,000	204,300	1,380,000	207,900	275,000	189,069	12,370,000	1,638,529	14,008,529	46,745,000	70.60%	2029
2030	570,000	189,300	1,385,000	152,700	285,000	175,319	9,635,000	1,306,279	10,941,279	37,110,000	76.66%	2030
2031	620,000	172,200	1,390,000	97,300	295,000	161,069	6,945,000	1,060,861	8,005,861	30,165,000	81.03%	2031
2032	680,000	153,600	1,390,000	41,700	305,000	146,319	5,275,000	853,806	6,128,806	24,890,000	84.35%	2032
2033	680,000	133,200			320,000	134,119	3,805,000	687,513	4,492,513	21,085,000	86.74%	2033
2034	730,000	119,600			280,000	121,319	3,915,000	568,163	4,483,163	17,170,000	89.20%	2034
2035	750,000	105,000			300,000	112,919	4,035,000	448,294	4,483,294	13,135,000	91.74%	2035
2036	750,000	90,000			315,000	103,169	2,540,000	326,750	2,866,750	10,595,000	93.34%	2036
2037	750,000	75,000			320,000	92,538	2,595,000	265,188	2,860,188	8,000,000	94.97%	2037
2038	750,000	60,000			390,000	81,738	2,250,000	201,463	2,451,463	5,750,000	96.38%	2038
2039	750,000	45,000			440,000	68,088	2,300,000	148,550	2,448,550	3,450,000	97.83%	2039
2040	750,000	30,000			460,000	52,138	1,770,000	93,338	1,863,338	1,680,000	98.94%	2040
2041	750,000	15,000			460,000	35,463	1,210,000	50,463	1,260,463	470,000	99.70%	2041
2042					470,000	18,213	470,000	18,213	488,213	0	100.00%	2042
	11,390,000	2,947,600	13,600,000	2,684,500	6,400,000	2,892,138	158,995,000	26,910,060	185,905,060			

SUMMARY OF FINANCE & ADMINISTRATION COMMITTEE 2023 BUDGET ADJUSTMENTS

DEPARTMENT/DIVISION	DESCRIPTION OF ADJUSTMENT	EXPENSE	REVENUE	BONDING	CRYOVR/RES	LEVY
Law Enforcement - Sheriff	Increase Personnel Appropriation Expense	\$356,000				\$356,000
Elected - Treasurer	Increase General Fund Interest		\$50,000			(\$50,000)
Executive - UW Extension	Decrease Other Professional Services Expense	(\$44,900)				(\$44,900)
Public Works - Planning & Development	Increase State Aid Land Conservation Revenue		\$19,000			(\$19,000)
Public Works - Parks	Increase Parkland Development Reserves				\$50,000	(\$50,000)
Public Works - Highway	Decrease Personnel Appropriation Expense	(\$129,517)				(\$129,517)
Public Works - Highway	Increase Local Transportation Aids Revenue		\$50,000			(\$50,000)
Public Works - Facilities	Decrease Personnel Appropriation Expense	(\$141,651)				(\$141,651)
Human Services - Health	Decrease Personnel Appropriation Expense	(\$68,287)				(\$68,287)
Human Services - Brookside	Decrease Other Professional Services Expense	(\$317,756)				(\$317,756)
Human Services - Brookside	Decrease Brookside Reserves				(\$317,756)	\$317,756
Miscellaneous - Health Insurance	Increase Premium/Claim Expense - County Paid (related to above adj)	\$25,690				\$25,690
Miscellaneous - Health Insurance	Increase Employee Health Premiums (related to above adj)		\$25,690			(\$25,690)
Miscellaneous - Non-Departmental	Decrease Personnel Appropriation Expense	(\$25,000)				(\$25,000)
Miscellaneous - Workers Compensation	Decrease Premium/Claim Expense - County Paid (related to above adj)	(\$25,000)				(\$25,000)
Miscellaneous - Workers Compensation	Decrease Workers Compensation Insurance (related to above adj)		(\$25,000)			\$25,000
NET FINANCE & ADMINISTRATION COMMITTEE OPERATING/CAPITAL ADJUSTMENTS		(\$370,421)	\$119,690	\$0	(\$267,756)	(\$222,355)
COUNTY EXECUTIVE PROPOSED GENERAL PURPOSE BUDGET		\$275,042,503	\$177,952,006	\$19,500,000	\$3,495,634	\$74,094,863
TOTAL GENERAL PURPOSE BUDGET AFTER FINANCE & ADMINISTRATION COMMITTEE ADJUSTMENTS		\$274,672,082	\$178,071,696	\$19,500,000	\$3,227,878	\$73,872,508
COUNTY EXECUTIVE PROPOSED LIBRARY BUDGET		\$2,585,993	\$737,000	\$0	\$0	\$1,848,993
TOTAL COMBINED COUNTY GENERAL PURPOSE AND LIBRARY BUDGETS		\$277,258,075	\$178,808,696	\$19,500,000	\$3,227,878	\$75,721,501

Budget Book Page Revisions:

Table of Contents

Budget Summary (various summaries and charts) (budget amendment)

Summary of Finance & Administration Committee Budget Adjustments

Division of Sheriff (profile update & budget amendment)

Division of Facilities (budget amendment)

Division of Golf (FTE table/org chart correction)

Division of Parks (budget amendment)

Division of Highway (budget amendment)

Division of Planning & Development (budget amendment)

Housing Authority (profile update)

Department of Human Services (org chart correction)

Division of Health (Profile/FTE table/org chart correction - budget amendment)

Division of Children & Families (FTE table correction)

Division of Brookside (budget amendment)

Division of Finance (profile update)

Treasurer's Office (budget amendment)

Office of UW-Extension (budget amendment)

Non-Departmental (budget amendment)

Health Insurance (budget amendment)

Workers Compensation Insurance (budget amendment)

County Budget Grand Totals - (budget amendment)

Capital Outlay - Parks (description/format corrections)

Capital Outlay - Highway Projects (description correction)

Page 17-36

Page 40a-40b

Page 41-56

Page 91-102

Page 107-110

Page 117-124

Page 125-132

Page 135-140

Page 153-154

Page 173-174

Page 203-212

Page 221-222

Page 233-238

Page 261-262

Page 283-286

Page 331-336

Page 355-358

Page 365-368

Page 371-374

Page 391-392

CIP 39-44

CIP 59-60

SUMMARY OF COUNTY BOARD 2023 BUDGET ADJUSTMENTS

DEPARTMENT/DIVISION	DESCRIPTION OF ADJUSTMENT	EXPENSE	REVENUE	BONDING	CRYOVR/RES	LEVY
Public Works - Facilities	Increase Personnel Appropriation Expense	\$141,000				\$141,000
Public Works - Highway	Increase Local Transportation Aids Revenue		\$141,000			(\$141,000)
Miscellaneous - Health Insurance	Increase Premium/Claim Expense - County Paid (related to above adj)	\$25,690				\$25,690
Miscellaneous - Health Insurance	Increase Employee Health Premiums (related to above adj)		(\$25,690)			\$25,690
NET COUNTY BOARD OPERATING/CAPITAL ADJUSTMENTS		\$166,690	\$115,310	\$0	\$0	\$51,380
COUNTY EXECUTIVE PROPOSED GENERAL PURPOSE BUDGET		\$275,042,503	\$177,952,006	\$19,500,000	\$3,495,634	\$74,094,863
TOTAL GENERAL PURPOSE BUDGET AFTER FINANCE & ADMIN. COMMITTEE/COUNTY BOARD ADJUST		\$274,838,772	\$178,187,006	\$19,500,000	\$3,227,878	\$73,923,888
COUNTY EXECUTIVE PROPOSED LIBRARY BUDGET		\$2,585,993	\$737,000	\$0	\$0	\$1,848,993
TOTAL COMBINED COUNTY GENERAL PURPOSE AND LIBRARY BUDGETS		\$277,424,765	\$178,924,006	\$19,500,000	\$3,227,878	\$75,772,881

Budget Book Page Revisions:

Table of Contents

Budget Summary (various summaries and charts) - (budget amendment)

Summary of Finance & Administration Committee/County Board Budget Adjustments

Division of Facilities (budget amendment)

Division of Highway (budget amendment)

Health Insurance (budget amendment)

County Budget Grand Totals - (budget amendment)

Page 17-34

Page 40a-40b

Page 91-102

Page 125-132

Page 365-368

Page 391-392

COUNTY SHERIFF ACTIVITIES

The Office of the Sheriff is a constitutional position, under the provisions of the Constitution and State Law, and serves as the top law enforcement officer in the county. The Sheriff is elected to the office in a county-wide election and is responsible for certain mandated functions and coordinates law enforcement functions throughout the county.

The Sheriff's budget contains eight different organizational accounts: Administration, Pre-Trial, Detention Center, Patrol, Detectives, Drug Unit, Administrative Services, and Emergency Management.

The Sheriff's Operational budget not only covers its traditional services to the public; **Patrol, Investigations, Court Services, Detentions, and Civil Process** but various specialized functions as well. Although the Sheriff's Department is mostly a calls for service agency, handling approximately 72,000 calls a year, it also provides necessary mutual aid for surrounding agencies.

K-9 Unit – Subsidizes normal patrol operations and works in conjunction with the Federal Government within the High-Intensity Drug Traffic Area to seek out illegal drugs but also is involved heavily in community relations with public demonstrations as to the skill and training of the K-9's.

Drone Unit – The KSD Drone Unit provides aerial support for a multitude of situations including but not limited to; aerial evidence photography and video of crime scenes, search and rescue during both day and night operations, surveillance of active scenes such as civil unrest or potentially high-risk situations, remote verbal communication & can conduct a remote payload drop if necessary.

Marine Unit – Patrols inland lakes and in conjunction with the U.S. Coast Guard patrols Lake Michigan for enforcement, evidence recovery, and search and rescue operations.

Tactical Response Team – Fully trained and equipped to handle all high-risk incidents outside the normal realm of patrol operations, the TRT is composed of members from multiple agencies and is regional in its response.

Bomb Unit – Federally trained and equipped regional bomb technicians to handle any explosive device problems within all of Southeast Wisconsin. Multi-agency in its makeup, the Bomb Unit operates out of the Sheriff's Department Mobile Command Post which will respond to any agency in the Southeast region that may need assistance.

Bicycle Unit – The bicycle Unit is used almost exclusively on overtime to patrol county parks and bike trails during spring, summer, and fall. They get into the back reaches of the parks to ensure the safety of the many citizens who use the parks daily.

ATV/Snowmobile Unit – Working in conjunction with the DNR to keep the trails safe and teaching safety courses to the public.

Contract Policing – Providing full law enforcement services to the Village of Paddock Lake, the Village of Bristol, the Village of Salem Lakes, and the Village of Somers. Contract Policing provides that extra level of security and protection to our Village Communities within Kenosha County. The Villages also receive the full level of resources needed from the Sheriff's Department to ensure safety for all its citizens.

Body Worn Camera Program – The Kenosha Sheriff's Department contracted with Utility to utilize their body camera and squad camera program. We outfitted our entire fleet of squad cars and transport vans with the upgraded camera system and deployed 257 body cameras.

Emergency Management – In conjunction with the County Executive's Office, Emergency Management is the nerve center for planning, coordination, and implementation of all emergency government and Homeland Security related activities in Kenosha County. Ready to respond at a moment's notice Emergency Management coordinates emergency response efforts with local community leaders and the private sector to ensure safety to the public.

SHERIFF'S DEPARTMENT GOALS AND OBJECTIVES

- The Sheriff's Department strives to "hold the line" between chaos and order, disturbance and peace, and violence and security so that all citizens can feel free from criminal attack, be secure with their possessions, and live in peace within their homes.
- To provide effective and efficient Sheriff's Department administration and meet the professional needs of its personnel.
- To provide quality custody, care, and control of a large and diverse inmate population.
- To effectively service the Judicial System of the County.
- To continue to provide effective coordination of the various agencies involved in the criminal justice process of Kenosha County.
- To continue to seek out funding opportunities from various sources that can enhance operations and reduce operating costs to the taxpayer.
- To instill a comfort level of security in the public in which we serve.
- To provide longer directed patrols in defined areas that the Sheriff is responsible for.

- The Sheriff and his command staff developed a viable process for Deputy Sheriffs to begin to take home patrol squads. This endeavor would allow deputies to respond directly from their homes to emergent situations and natural disasters. Additionally, Deputies would respond directly to their respective patrol districts from their home resulting in more focused patrol efforts and less travel time to and from the Public Safety Building.
- To have the latest and most technologically advanced lifesaving equipment available to the citizenry of Kenosha county.

EMERGENCY MANAGEMENT ACTIVITIES

- Coordinates and/or performs federal/state directives countywide under the US Homeland Security Act, SARA Title III, and WI State Statutes Chapter 323;
- Provides countywide emergency management services (mitigation, preparedness, response, and recovery);
- Serves as Municipal Emergency Management Director for four of Kenosha County's twelve municipalities;
- Provides coordination for First Responder Agencies/personnel involved in Emergency Management and Homeland Security functions (training, exercises, emergencies/disasters);
- Obtains and coordinates various training opportunities for First Responders;
- Identifies, develops, and coordinates continuity of local/County govt., businesses, and citizen's lives during actual events;
- Coordinates Long-Term Recovery Efforts after an incident/event;
- Operates and maintains the County's emergency warning systems;
- Seeks out grants/funding opportunities from public and private sources and applies for them so as to benefit Emergency Management, County Government, Countywide First Responder Agencies and the public;
- Educates businesses, community agencies, schools, and citizens on disaster preparedness and response; and
- Develops and/or updates yearly, numerous emergency plans for the County, municipalities, non-profit agencies, and businesses.

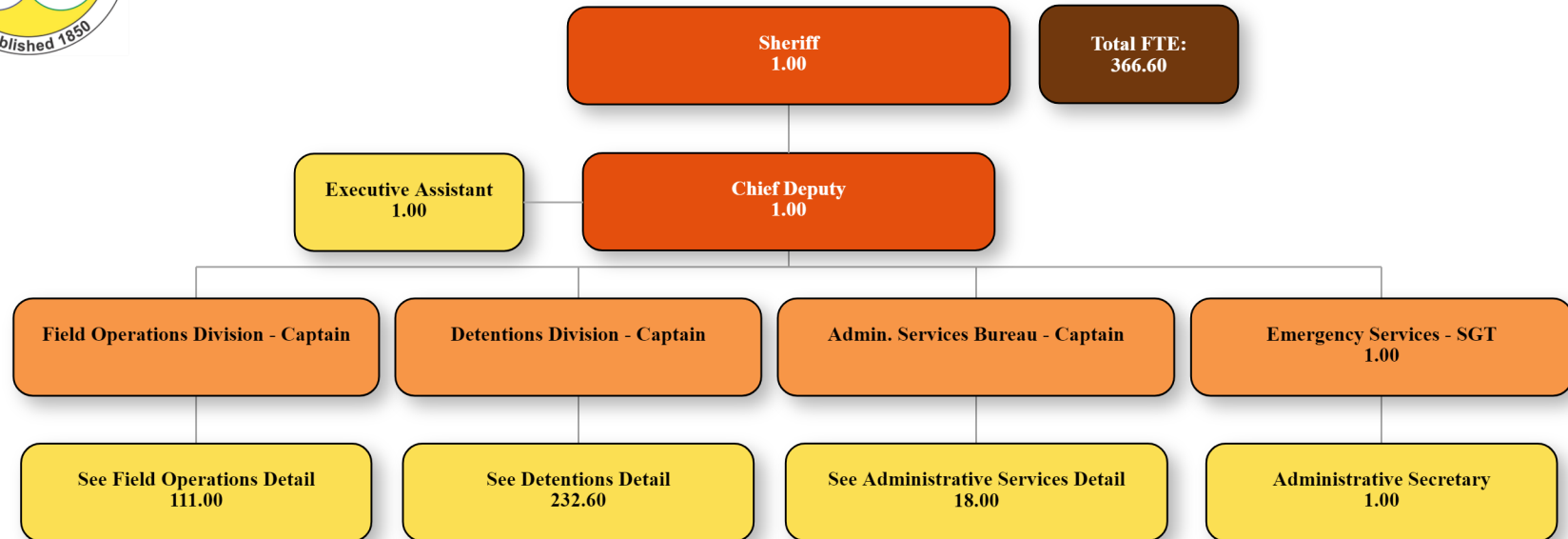
SHERIFF

DIVISION	POSITION TITLE	CLASS TYPE	2019	2020	2021	2022	2023
	SHERIFF	ELECTED	1.00	1.00	1.00	1.00	1.00
	CHIEF DEPUTY	NR-SJ	1.00	1.00	1.00	1.00	1.00
	CAPTAIN	NR-SH	3.00	3.00	3.00	3.00	3.00
	LIEUTENANT	NR-SG	8.00	9.00	9.00	9.00	9.00
	SERGEANT	NR-SF	14.00	15.00	15.75	16.00	16.00
	DETECTIVE	KCDSA	14.00	14.00	14.00	14.00	17.00
	DEPUTY	KCDSA	84.00	86.00	92.00	92.00	94.00
	FISCAL SERVICES MANAGER - SHERIFF	E7	1.00	1.00	1.00	1.00	1.00
	DETENTION SYSTEMS MANAGER	E5/E6	1.00	1.00	1.00	1.00	1.00
	FOOD SERVICE MANAGER	E4/E5	1.00	1.00	1.00	1.00	1.00
	OFFICE ADMINISTRATOR	E7	0.00	0.00	0.00	0.00	1.00
	OFFICE MANAGER	E4/E5	2.00	2.00	2.00	2.00	1.00
	SUPPORT OPERATIONS MGR	E1/E3	1.00	1.00	1.00	1.00	1.00
	ADMINISTRATIVE SECRETARY	NE7	1.00	1.00	1.00	1.00	1.00
	EXECUTIVE ASSISTANT	NE7	1.00	1.00	1.00	1.00	1.00
	LEGAL SECRETARY	NE6	0.00	0.00	0.00	0.00	1.00
	DATA ANALYST	NE4	0.00	0.00	0.00	0.00	1.00
	ACCOUNTING ASSOCIATE	NE4	3.00	3.00	3.00	3.00	2.00
	ADMINISTRATIVE ASSISTANT, SR	NE4	3.00	3.00	3.00	3.00	3.00
	ADMINISTRATIVE ASSISTANT	NE2	5.00	5.00	5.00	5.00	4.00 *
	ADMINISTRATIVE PROGRAM COORD	E4	1.00	0.00	0.00	0.00	0.00
	CORRECTIONAL SERGEANT	E8	9.00	9.00	9.00	9.00	9.00
	CORRECTIONAL CORPORAL	E5	11.00	11.00	11.00	11.00	11.00 *
	DIRECT SUPERVISION OFFICER	NE8	93.00	93.00	93.00	93.00	93.00 *
	CORRECTIONAL OFFICER	NE8	60.00	60.00	60.00	60.00	60.00 *
	ADMISSIONS/RELEASE SUPERVISOR	E3/E4	2.00	2.00	2.00	2.00	2.00
	ADMIN/RELEASE SPEC	NE4/NE5	22.00	22.00	22.00	22.00	22.00 *
	CHIEF COOK	NE8	1.00	1.00	1.00	1.00	1.00
	COOK - SHERIFF	NE5	11.20	11.20	11.20	11.20	8.60
DIVISION TOTAL			354.20	357.20	363.95	364.20	366.60

* Includes defunded positions. See Summary of Budgeted Personnel Changes.

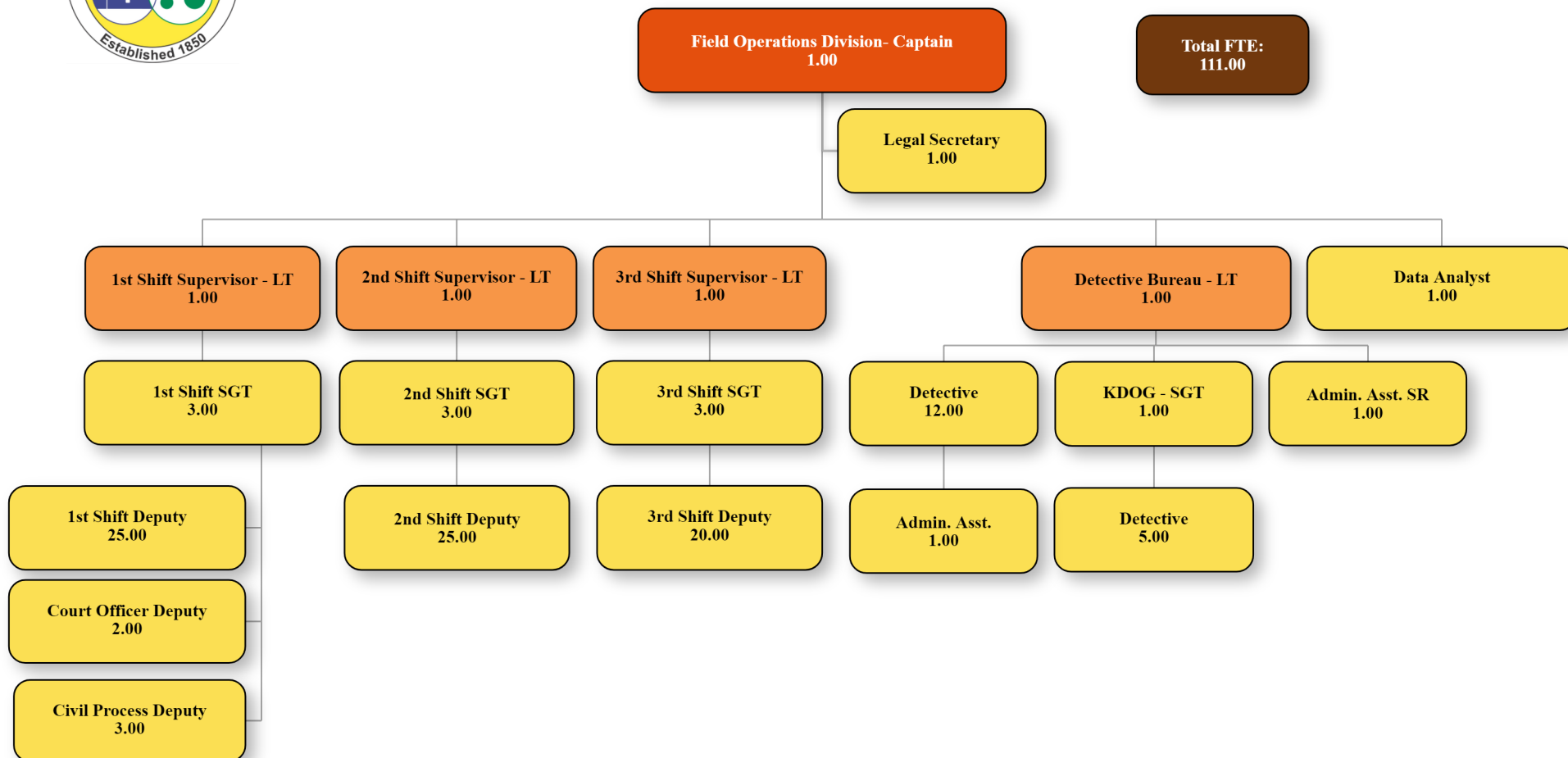


County of Kenosha Sheriff





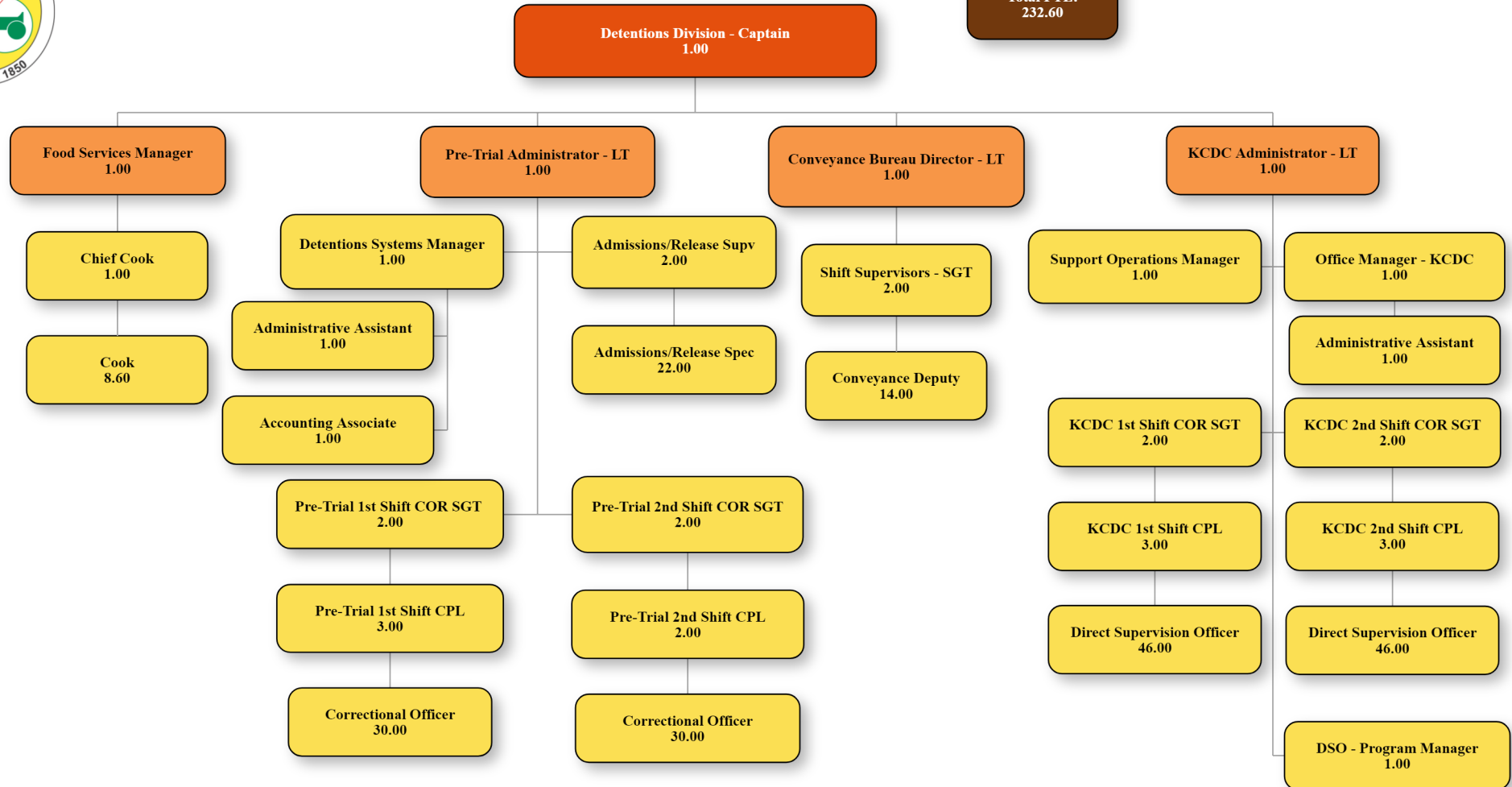
County of Kenosha Sheriff





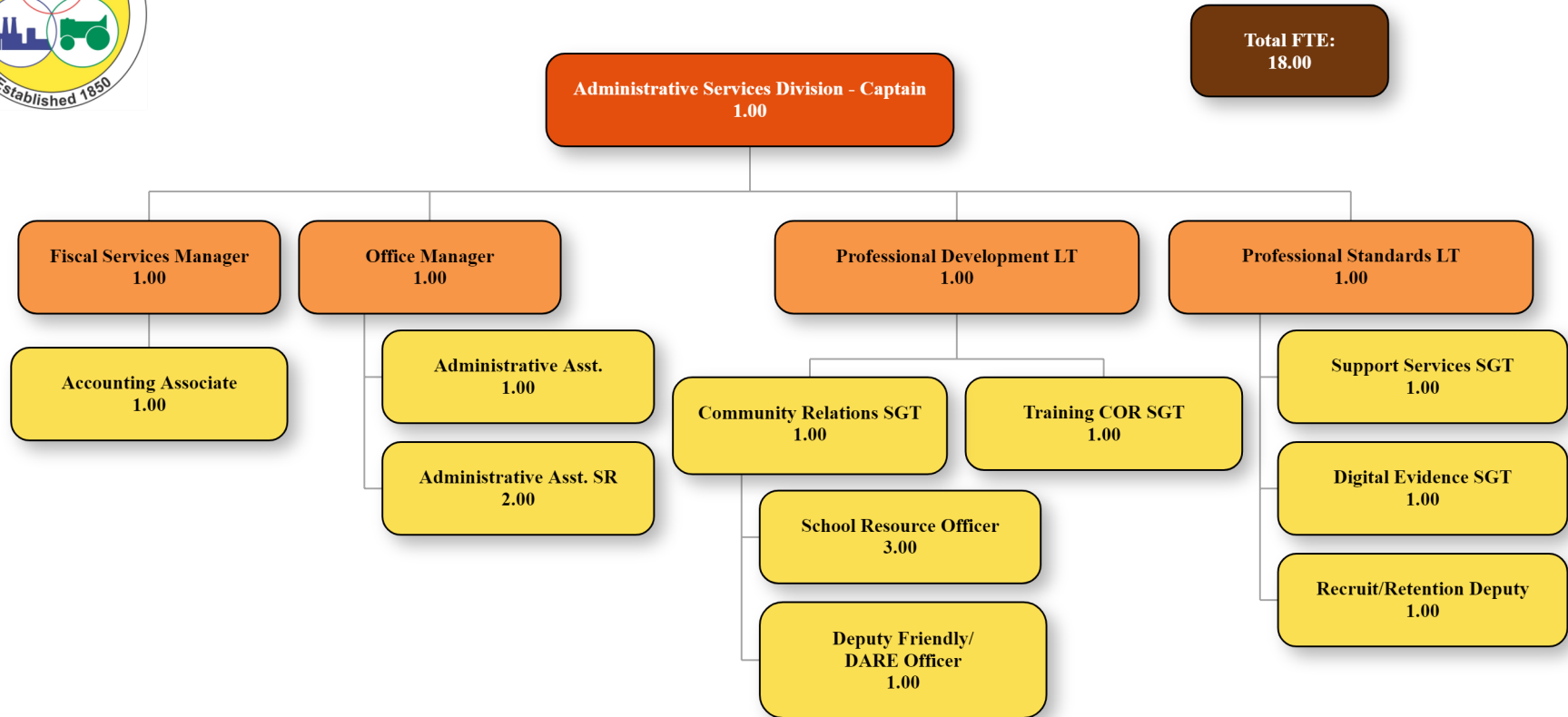
County of Kenosha Sheriff

Total FTE:
232.60





County of Kenosha Sheriff



DEPT/DIV: LAW ENFORCEMENT - SHERIFF

	(1) 2021 Actual	(2) 2022 Adopted Budget	(3) 2022 Budget Adopted & Modified 6/30	(4) 2022 Actual as of 6/30	(5) 2022 Projected at 12/31	(6) Executive Proposed Budget	(7) Finance and Admin Comm Adj.	(8) 2023 Proposed Operating and Capital Budget
Personnel	33,137,114	34,645,690	34,698,328	16,748,042	36,796,391	36,156,704	356,000	36,512,704
Contractual	3,835,120	3,778,413	4,002,209	1,663,508	4,045,140	4,248,338	0	4,248,338
Supplies	1,860,776	1,669,338	1,711,506	976,501	1,884,275	1,830,870	0	1,830,870
Fixed Charges	215,944	263,150	263,150	261,518	263,150	292,599	0	292,599
Grants/Contributions	125,382	164,000	164,000	70,199	119,979	138,000	0	138,000
Outlay	1,357,608	1,718,000	2,673,658	776,508	2,673,658	1,936,000	0	1,936,000
Total Expenses for Reporting Unit	40,531,944	42,238,591	43,512,851	20,496,276	45,782,593	44,602,511	356,000	44,958,511
Total Revenue for Reporting Unit	(8,619,523)	(9,291,264)	(10,565,524)	(2,329,057)	(8,845,598)	(9,661,717)	0	(9,661,717)
Total Levy for Reporting Unit	31,912,421	32,947,327	32,947,327	18,167,219	36,936,995	34,940,794	356,000	35,296,794

DEPT/DIV: LAW ENFORCEMENT - SHERIFF

REPORTING UNIT: SHERIFF

FUND: 100 DIVISION - SUBDIVISION #: 210-2100

		(1)	(2)	(3)	(4)	(5)	(6)	(7)	(8)
		2021	2022	2022 Budget	2022	2022	Executive	Finance and	2023 Proposed
		Actual	Adopted	Adopted &	Actual	Projected	Proposed	Admin Comm	Operating and
Account Description:	Account		Budget	Modified 6/30	as of 6/30	at 12/31	Budget	Adj.	Capital Budget
SALARIES	511100	19,125,061	22,324,327	22,324,327	9,451,232	22,103,062	23,359,304	231,083	23,590,387
SALARIES-OVERTIME	511200	3,008,108	1,024,541	1,067,337	1,612,700	3,225,402	1,024,541	0	1,024,541
SALARIES-TEMPORARY	511500	49,010	134,840	134,840	49,241	101,782	134,840	0	134,840
FICA	515100	1,641,208	1,790,703	1,793,998	824,877	2,016,074	1,869,048	17,544	1,886,592
RETIREMENT	515200	2,467,054	2,452,882	2,459,429	1,213,505	2,436,010	2,730,625	30,303	2,760,928
MEDICAL INSURANCE	515400	5,887,479	5,948,720	5,948,720	2,757,009	5,948,720	6,091,330	77,070	6,168,400
LIFE INSURANCE	515500	35,948	35,161	35,161	18,968	30,825	35,138	0	35,138
WORKERS COMPENSATION	515600	780,360	737,900	737,900	737,900	737,900	678,178	0	678,178
EMPLOYEE RECRUITMENT	519300	0	0	0	0	0	28,000	0	28,000
INTERDEPT PERSONNEL CHARGES	519990	142,886	196,616	196,616	82,611	196,616	205,700	0	205,700
Appropriations Unit: Personnel		33,137,114	34,645,690	34,698,328	16,748,042	36,796,391	36,156,704	356,000	36,512,704
MEDICAL/DENTAL	521100	2,488,408	2,695,200	2,695,200	1,099,353	2,835,250	3,163,938	0	3,163,938
INMATE MEDICAL	521120	126,633	180,000	180,000	52,450	110,968	150,000	0	150,000
BLOOD TEST	521880	7,770	5,600	5,600	4,015	6,204	5,600	0	5,600
OTHER PROFESSIONAL SERVICES	521900	417,369	261,110	295,331	77,759	248,277	250,000	0	250,000
UTILITIES	522200	853	1,100	1,100	818	860	1,100	0	1,100
TELECOMMUNICATIONS	522500	143,477	101,592	105,637	72,280	116,952	110,000	0	110,000
REFUSE PICK-UP	522900	0	0	0	274	274	0	0	0
MOTOR VEHICLE MAINTENANCE	524100	40,339	58,400	58,400	6,287	90,634	60,000	0	60,000
OFFICE MACHINES	524200	6,359	10,523	10,523	982	2,774	5,500	0	5,500
BLDG/EQUIP. MAINTENANCE	524600	136,462	186,800	198,800	47,134	128,512	150,000	0	150,000
INVESTIGATIONS	525400	52,043	26,700	48,045	1,635	48,345	60,000	0	60,000
COMMUNITY RELATIONS	525700	10,005	11,500	11,500	8,768	17,000	10,000	0	10,000
RADIO MAINTENANCE	529200	57,650	80,688	80,688	81,038	81,038	88,000	0	88,000
CONVEYANCE OF PRISONERS	529410	105,438	50,000	50,000	67,353	110,713	100,000	0	100,000
JAIL ALTERNATIVES	529420	66,436	85,000	78,533	26,343	65,339	70,000	0	70,000
MISC CONTRACTUAL SERVICES	529900	173,432	24,200	182,852	117,020	182,000	24,200	0	24,200
Appropriations Unit: Contractual		3,832,676	3,778,413	4,002,209	1,663,508	4,045,140	4,248,338	0	4,248,338
FURN/FIXTURE>\$100<\$5000	530010	27,918	27,000	27,000	(260)	27,000	8,000	0	8,000
MACHY/EQUIP>\$100<\$5000	530050	70,162	44,042	66,210	27,562	66,210	41,000	0	41,000
OFFICE SUPPLIES	531200	28,697	51,800	51,800	18,385	36,654	40,000	0	40,000

PRINTING/DUPPLICATION	531300	3,349	4,000	4,000	703	1,500	4,000	0	4,000
LICENSES/PERMITS	531920	516	500	500	200	500	600	0	600
PUBLICATION/NOTICES	532100	487	0	0	(1,850)	0	0	0	0
SUBSCRIPTIONS	532200	951	1,500	1,500	810	1,600	1,500	0	1,500
BOOKS & MANUALS	532300	0	500	500	0	500	500	0	500
ADVERTISING	532600	0	200	200	0	200	200	0	200
MILEAGE & TRAVEL	533900	0	8,070	8,070	0	8,000	8,070	0	8,070
MILEAGE & TRAVEL-TAX	533910	2,056	0	0	2,048	4,050	0	0	0
PHARMACEUTICALS	534150	412,156	240,000	240,000	197,234	462,692	350,000	0	350,000
LAB & MEDICAL SUPPLIES	534200	18,514	0	0	0	0	0	0	0
FOOD & GROCERIES	534300	528,585	555,000	555,000	219,015	418,000	500,000	0	500,000
KITCHEN SUPPLIES	534350	68,765	40,800	40,800	26,655	53,310	40,000	0	40,000
HOUSEKEEPING SUPPLIES	534400	67,752	70,400	70,400	41,718	67,000	70,000	0	70,000
DISHES/UTENSILS	534430	2,468	3,760	3,760	1,399	3,300	3,000	0	3,000
GUARD DOG EXPENSE	534550	13,348	6,800	26,800	8,706	26,800	0	0	0
INMATE CLOTHING	534600	19,884	26,400	26,400	10,593	15,000	23,000	0	23,000
LAUNDRY/CLEANING	534610	1,584	7,420	7,420	463	1,600	5,000	0	5,000
LAUNDRY SUPPLIES	534620	5,967	8,000	8,000	0	6,000	7,000	0	7,000
BEDDING/LINENS	534630	13,572	14,400	14,400	0	9,462	14,000	0	14,000
OFFICERS EQUIPMENT	534700	7,225	96,916	96,916	56,210	92,462	100,000	0	100,000
OTHER OPERATING SUPPLIES	534900	7,369	15,840	15,840	231	7,400	15,000	0	15,000
GAS/OIL/ETC.	535100	334,625	225,700	225,700	211,082	282,300	400,000	0	400,000
EMERGENCY REPLACE/REPAIR	535650	0	4,000	4,000	1,154	4,100	4,000	0	4,000
AMMUNITION	536050	72,888	61,000	61,000	72,015	72,015	30,000	0	30,000
INMATE DRUG TESTING	539180	5,948	6,080	6,080	0	6,080	6,000	0	6,000
STAFF DEVELOPMENT	543340	89,432	149,210	149,210	58,707	150,000	160,000	0	160,000
STAFF DEVELOPMENT-TAX	543341	435	0	0	483	540	0	0	0
Appropriations Unit: Supplies		1,804,651	1,669,338	1,711,506	953,263	1,824,275	1,830,870	0	1,830,870
PROPERTY INSURANCE	551100	22,323	22,700	22,700	21,068	22,700	26,000	0	26,000
PUBLIC LIABILITY INSURANCE	551300	161,896	208,725	208,725	208,725	208,725	234,874	0	234,874
OTHER INSURANCE	551900	31,000	31,000	31,000	31,000	31,000	31,000	0	31,000
SECURITIES BONDING	552300	725	725	725	725	725	725	0	725
Appropriations Unit: Fixed Charges		215,944	263,150	263,150	261,518	263,150	292,599	0	292,599
GRANT PROGRAM PAYMENT	571580	4,006	0	0	1,750	3,000	0	0	0
PURCHASED SERVICES - ADMIN	571760	28,910	25,000	25,000	23,430	25,000	25,000	0	25,000
PURCHASED SERVICES - PROGRAM	571770	81,439	111,000	111,000	37,569	63,979	85,000	0	85,000
HAZARDOUS MATERIAL PASS THRU	571790	9,332	20,000	20,000	7,450	20,000	20,000	0	20,000
HAZMAT EQUIPMENT	571810	(460)	8,000	8,000	0	8,000	8,000	0	8,000
PRIOR YEAR EXPENSE	574000	2,155	0	0	0	0	0	0	0
WORKERS COMP. LOST WAGES	575140	0	0	0	0	0	0	0	0

Appropriations Unit:	Grants/Contributions	125,382	164,000	164,000	70,199	119,979	138,000	0	138,000
Total Expense for Reporting Unit		39,115,767	40,520,591	40,839,193	19,696,530	43,048,935	42,666,511	356,000	43,022,511

REPORTING UNIT:	SHERIFF - DARE
FUND: 130	DIVISION - SUBDIVISION #: 210-2180

		(1)	(2)	(3)	(4)	(5)	(6)	(7)	(8)
		2021	2022	2022 Budget	2022	2022	Executive	Finance and	2023 Proposed
Account Description:	Account	Actual	Adopted	Adopted &	Actual	Projected	Proposed	Admin Comm	Operating and
			Budget	Modified 6/30	as of 6/30	at 12/31	Budget	Adj.	Capital Budget
MISCELLANEOUS SUPPLIES	539150	54,580	0	0	23,238	60,000	0	0	0
Appropriations Unit: Supplies		54,580	0	0	23,238	60,000	0	0	0
Total Expense for Reporting Unit		54,580	0	0	23,238	60,000	0	0	0

REPORTING UNIT:	SHERIFF - SHERIFF EQUITABLE SHARING
FUND: 280	DIVISION - SUBDIVISION #: 210-2260

		(1)	(2)	(3)	(4)	(5)	(6)	(7)	(8)
		2021	2022	2022 Budget	2022	2022	Executive	Finance and	2023 Proposed
Account Description:	Account	Actual	Adopted	Adopted &	Actual	Projected	Proposed	Admin Comm	Operating and
			Budget	Modified 6/30	as of 6/30	at 12/31	Budget	Adj.	Capital Budget
OFFICE MACHINES	524200	631	0	0	0	0	0	0	0
MISC CONTRACTUAL SERVICES	529900	1,813	0	0	0	0	0	0	0
Appropriations Unit: Contractual		2,444	0	0	0	0	0	0	0
OFFICE SUPPLIES	531200	970	0	0	0	0	0	0	0
SUBSCRIPTIONS	532200	576	0	0	0	0	0	0	0
Appropriations Unit: Supplies		1,546	0	0	0	0	0	0	0
Total Expense for Reporting Unit		3,990	0	0	0	0	0	0	0

REPORTING UNIT:	SHERIFF - CAPITAL
FUND: 411	DIVISION - SUBDIVISION #: 210-2280

		(1)	(2)	(3)	(4)	(5)	(6)	(7)	(8)
		2021	2022	2022 Budget	2022	2022	Executive	Finance and	2023 Proposed
Account Description:	Account	Actual	Adopted	Adopted &	Actual	Projected	Proposed	Admin Comm	Operating and
			Budget	Modified 6/30	as of 6/30	at 12/31	Budget	Adj.	Capital Budget

MACHINERY/EQUIPMENT>\$5000	580050	719,504	682,000	682,000	482,212	682,000	716,000	0	716,000
COMMUNICATION EQUIPMENT	581310	0	0	0	0	0	180,000	0	180,000
MOTORIZED VEHICLES>\$5000	581390	616,605	886,000	1,111,021	193,856	1,111,021	1,040,000	0	1,040,000
COMPUTER - MISCELLANEOUS	581700	0	150,000	150,000	67,975	150,000	0	0	0
BUILDING IMPROVEMENTS	582200	21,498	0	730,637	32,464	730,637	0	0	0
Appropriations Unit: Outlay		1,357,608	1,718,000	2,673,658	776,508	2,673,658	1,936,000	0	1,936,000
Total Expense for Reporting Unit		1,357,608	1,718,000	2,673,658	776,508	2,673,658	1,936,000	0	1,936,000

REPORTING UNIT:	REVENUE: SHERIFF
FUND: 100	DIVISION - SUBDIVISION #: 210-2100

Account Description:	Account	(1) 2021 Actual	(2) 2022 Adopted Budget	(3) 2022 Budget Adopted & Modified 6/30	(4) 2022 Actual as of 6/30	(5) 2022 Projected at 12/31	(6) Executive Proposed Budget	(7) Finance and Admin Comm Adj.	(8) 2023 Proposed Operating and Capital Budget
SALE OF COUNTY PROPERTY	441250	6,140	20,000	20,000	1	17,500	20,000	0	20,000
WI DEPARTMENT OF JUSTICE	442550	10,000	0	10,000	0	10,000	0	0	0
WI DOJ ANTI-HEROIN ENFORCEMENT	442551	2,076	0	0	0	7,000	0	0	0
WI DOJ ANTI-METH ENFORCEMENT	442552	2,667	0	0	0	0	0	0	0
HIDTA ENFORCEMENT	442555	56,997	68,056	68,056	13,662	68,056	52,378	0	52,378
ALCOHOL ENFORCEMENT PROJECT	442570	26,470	0	35,000	4,850	35,000	0	0	0
WI DMA-HLS PROGRAM	442605	7,458	0	0	0	0	0	0	0
COPS-IN-SCHOOLS SUPPORT	442630	139,762	169,571	169,571	0	172,371	268,586	0	268,586
DNA SAMPLES REIMBURSEMENT	442640	5,840	8,000	8,000	425	5,600	8,000	0	8,000
COUNTRY THUNDER EVENT	442645	250,316	225,000	225,000	275,000	275,000	275,000	0	275,000
JAG-US DEPT OF JUSTICE	442795	14,000	0	0	0	14,000	0	0	0
ARPA FEDERAL GRANT	443293	0	412,550	412,550	0	412,550	412,550	0	412,550
EMERGENCY GOVERNMENT REIMBU	443700	80,000	85,000	85,000	7,450	85,000	85,000	0	85,000
EMERGENCY PLANNING	443720	30,000	41,000	68,754	0	68,754	41,000	0	41,000
HAZARDOUS MATERIAL COLLECTIOI	443730	13,951	25,000	25,000	0	25,000	25,000	0	25,000
COUNTY ORDINANCE FINES	445020	159,232	244,000	244,000	1,870	170,000	229,000	0	229,000
MOTOR TRAFFIC FINES	445060	29,951	31,000	31,000	0	31,000	33,000	0	33,000
SHERIFF'S RESTITUTION	445070	13,399	15,000	15,000	5,436	13,000	15,000	0	15,000
CORRECTIONS-PROBATION & PAROL	445790	66,680	300,000	300,000	0	207	300,000	0	300,000
CORRECTIONS-EXTENDED SUPERVIS	445795	604,449	400,000	400,000	265,276	396,000	500,000	0	500,000
SHERIFF FEES/PROCESS	445800	78,811	120,000	120,000	37,719	90,400	120,000	0	120,000
FEDERAL INMATE HOUSING	445801	1,323,797	1,993,000	1,993,000	557,566	1,335,033	1,843,000	0	1,843,000
INMATE PROCESSING FEE	445802	31,864	37,000	37,000	7,212	31,802	37,000	0	37,000
DRUG UNIT GRANT	445820	212,670	0	211,792	124,031	211,792	0	0	0

SSI REMUNERATION(FED)	445830	20,600	35,000	35,000	6,200	15,000	35,000	0	35,000
BD OF PRISONERS/HUBER	445840	842,435	730,000	730,000	2,092	2,092	500,000	0	500,000
BD OF PRISONERS/ELECTRONIC MON	445845	116,941	100,000	100,000	47,274	114,618	150,000	0	150,000
LAW ENFORCEMENT-PADDOCK LAKE	445880	335,481	356,596	356,596	148,582	356,596	373,025	0	373,025
LAW ENFORCEMENT-SALEM LAKES	445881	432,543	428,421	428,421	178,509	428,421	446,853	0	446,853
LAW ENFORCEMENT-SOMERS	445882	521,916	626,549	626,549	270,681	626,549	772,375	0	772,375
LAW ENFORCEMENT-BRISTOL	445885	351,480	382,921	382,921	159,550	382,921	399,350	0	399,350
TRAINING REIMBURSEMENT	445900	46,353	47,000	47,000	632	41,061	47,000	0	47,000
INMATE MEDICAL COST REIMBURSE	445920	20,826	25,500	25,500	4,752	7,326	25,500	0	25,500
WI DNR STATE AID PROGRAM	445935	10,000	29,500	29,500	0	25,000	29,500	0	29,500
PRISONER PHONE	448510	483,657	504,000	504,000	149,307	540,161	550,000	0	550,000
INMATE PROGRAMS REVENUE	448511	45,404	66,000	66,000	16,170	45,840	85,000	0	85,000
SUNDRY DEPT REVENUE	448520	11,508	47,100	67,100	21,500	68,600	47,100	0	47,100
DONATIONS	448560	0	500	500	0	0	500	0	500
PRIOR YEAR REVENUE	448600	(29,934)	0	0	13,548	13,548	0	0	0
EMPLOYEE PREMIUM CONTRIBUTION	449585	0	0	0	(926)	(926)	0	0	0
CARRYOVER	449980	0	0	14,056	0	4,056	0	0	0
Appropriations Unit: Revenue		6,375,737	7,573,264	7,891,866	2,318,370	6,145,928	7,725,717	0	7,725,717
Total Funding for Reporting Unit		6,375,737	7,573,264	7,891,866	2,318,370	6,145,928	7,725,717	0	7,725,717

REPORTING UNIT:	REVENUE: SHERIFF - DARE
FUND: 130	DIVISION - SUBDIVISION #: 210-2180

Account Description:	Account	(1) 2021 Actual	(2) 2022 Adopted Budget	(3) 2022 Budget Adopted & Modified 6/30	(4) 2022 Actual as of 6/30	(5) 2022 Projected at 12/31	(6) Executive Proposed Budget	(7) Finance and Admin Comm Adj.	(8) 2023 Proposed Operating and Capital Budget
D.A.R.E. REVENUE	445850	71,786	0	0	675	16,000	0	0	0
Appropriations Unit: Revenue		71,786	0	0	675	16,000	0	0	0
Total Funding for Reporting Unit		71,786	0	0	675	16,000	0	0	0

REPORTING UNIT:	REVENUE: SHERIFF - FEDERAL EQUITABLE SHARING
FUND: 270	DIVISION - SUBDIVISION #: 210-2270

Account Description:	Account	(1) 2021 Actual	(2) 2022 Adopted Budget	(3) 2022 Budget Adopted & Modified 6/30	(4) 2022 Actual as of 6/30	(5) 2022 Projected at 12/31	(6) Executive Proposed Budget	(7) Finance and Admin Comm Adj.	(8) 2023 Proposed Operating and Capital Budget
----------------------	---------	-----------------------	----------------------------------	--	-------------------------------------	--------------------------------------	--	--	---

FEDERAL EQUITABLE SHARING	445270	0	0	0	10,012	10,012	0	0	0
Appropriations Unit: Revenue		0	0	0	10,012	10,012	0	0	0
Total Funding for Reporting Unit		0	0	0	10,012	10,012	0	0	0

REPORTING UNIT:	REVENUE: SHERIFF - CAPITAL
FUND: 411	DIVISION - SUBDIVISION #: 210-2280

Account Description:	Account	(1) 2021 Actual	(2) 2022 Adopted Budget	(3) 2022 Budget Adopted & Modified 6/30	(4) 2022 Actual as of 6/30	(5) 2022 Projected at 12/31	(6) Executive Proposed Budget	(7) Finance and Admin Comm Adj.	(8) 2023 Proposed Operating and Capital Budget
BONDING	440000	2,172,000	1,718,000	1,718,000	0	1,718,000	1,936,000	0	1,936,000
CARRYOVER	449980	0	0	955,658	0	955,658	0	0	0
Appropriations Unit: Revenue		2,172,000	1,718,000	2,673,658	0	2,673,658	1,936,000	0	1,936,000
Total Funding for Reporting Unit		2,172,000	1,718,000	2,673,658	0	2,673,658	1,936,000	0	1,936,000

Total Expenses for Reporting Unit	40,531,944	42,238,591	43,512,851	20,496,276	45,782,593	44,602,511	356,000	44,958,511
Total Revenue for Reporting Unit	(8,619,523)	(9,291,264)	(10,565,524)	(2,329,057)	(8,845,598)	(9,661,717)	0	(9,661,717)
Total Levy for Reporting Unit		32,947,327			36,936,995	34,940,794	356,000	35,296,794

This page left blank intentionally

DISTRICT ATTORNEY'S OFFICE

MISSION STATEMENT/OVERVIEW

The primary mission of the Kenosha County District Attorney's Office is to uphold the rule of the law, vigorously prosecute criminals and seek justice for victims of crime. The District Attorney is a constitutional officer, elected by the people of Kenosha County to a four-year term of office. The duties and responsibilities of the District Attorney are more particularly set forth in Section 978.05, Wis. Stats. It is important to keep in mind that the District Attorney is the gatekeeper to the criminal justice system. As such, his job is not merely to obtain convictions but to seek justice.

Since December 31, 1989, the District Attorney and the Assistant District Attorneys in the office have been funded by the State and are recognized as state employees. The paralegals, clerical, office investigator, victim/witness and other support staff in the District Attorney's Office remain County employees funded by the County. All remaining District Attorney operational costs are paid for by the County.

The District Attorney's Office duties include, but are not limited to, aggressively and fairly prosecuting those who violate the laws of Kenosha County and the State of Wisconsin, including criminal offenses, juvenile delinquencies, CHIPS cases, traffic violations, and county ordinance and DNR cases. While all criminal offenses committed are important, this office gives special attention to prosecuting the following crimes:

- a. Sensitive crimes: child abuse and sexual assault crimes
- b. Violent crimes and habitual (career) criminals
- c. Drug dealers: especially those who traffic commercially in large amounts of controlled substances
- d. Domestic violence abuse cases
- e. Juvenile delinquencies, children in need of protective supervision (CHIPS) and termination of parental rights (TPR) cases where appropriate

VICTIM/WITNESS PROGRAM

This program is part of the District Attorney's Office. The purpose of the program is to do everything possible to ensure that victims and witnesses are treated with respect, courtesy and sensitivity. Section 950, Wis. Stats., expresses the intent to ensure that all victims and witnesses of crime are treated with dignity, respect, courtesy and sensitivity; and that all the rights extended under the law to victims and witnesses of crime are honored and protected by law enforcement agencies, prosecutors and judges in a manner no less vigorous than the protection afforded criminal defendants. The Kenosha County District Attorney's Office Victim/Witness Program was first created in 1980 under the leadership and direction of Lynn Copen, coordinator. Today, our program remains outstanding and is constantly looking for ways to improve and provide better services to victims of crime.

DISTRICT ATTORNEY & VICTIM WITNESS

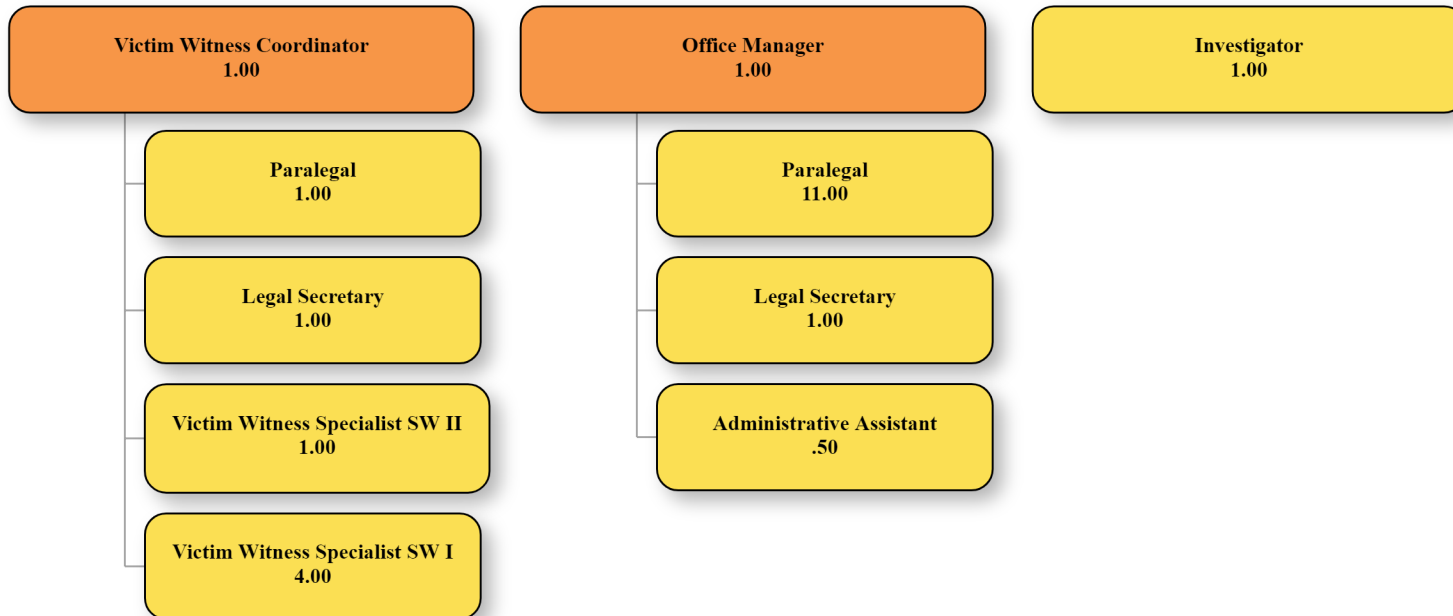
DIVISION	POSITION TITLE	CLASS TYPE	2019	2020	2021	2022	2023
<i>DISTRICT ATTORNEY</i>							
	OFFICE MANAGER	E4	1.00	1.00	1.00	1.00	1.00
	INVESTIGATOR	E4	1.00	1.00	1.00	1.00	1.00
	PARALEGAL	NE7	10.00	10.00	10.00	10.00	11.00
	LEGAL SECRETARY	NE6	1.00	1.00	1.00	1.00	1.00
	ADMINISTRATIVE ASSISTANT	NE2	0.50	0.50	0.50	0.50	0.50
	LEGAL INTERN*	UN-REP	0.25	0.00	0.00	0.00	0.00
AREA TOTAL			13.75	13.50	13.50	13.50	14.50
<i>VICTIM WITNESS</i>							
	VICTIM/WITNESS COORDINATOR	E5	1.00	1.00	1.00	1.00	1.00
	VICTIM WITNESS SPECIALIST - SW II	NE8/NE9	0.00	0.00	0.00	0.00	1.00
	VICTIM WITNESS SPECIALIST - SW I	NE7/NE8	3.00	4.00	4.00	4.00	4.00
	LEGAL SECRETARY	NE6	1.00	1.00	1.00	1.00	1.00
	PARALEGAL	NE7	1.00	1.00	1.00	1.00	1.00
AREA TOTAL			6.00	7.00	7.00	7.00	8.00
DIVISION TOTAL			19.75	20.50	20.50	20.50	22.50

* Seasonal, Temporary, and/or Intern employees are no longer be reflected as an FTE count within the Division's budget, effective as of the 2020 budget year. Costs of these positions are entered as a total sum amount in the appropriate main account.



County of Kenosha District Attorney

Total FTE:
22.50



DEPT/DIV: LAW ENFORCEMENT - DISTRICT ATTORNEY & VICTIM WITNESS

	(1) 2021 Actual	(2) 2022 Adopted Budget	(3) 2022 Budget Adopted & Modified 6/30	(4) 2022 Actual as of 6/30	(5) 2022 Projected at 12/31	(6) 2023 Proposed Operating and Capital Budget
Personnel	1,866,931	1,919,609	2,017,609	897,042	1,919,994	2,093,606
Contractual	259,426	263,700	263,700	109,152	248,300	306,900
Supplies	37,389	56,000	56,000	22,899	38,469	54,000
Fixed Charges	9,298	11,987	11,987	12,090	12,090	13,489
Total Expenses for Reporting Unit	2,173,045	2,251,296	2,349,296	1,041,184	2,218,853	2,467,995
Total Revenue for Reporting Unit	(464,895)	(566,302)	(664,302)	(40,401)	(645,103)	(873,700)
Total Levy for Reporting Unit	1,708,150	1,684,994			1,573,750	1,594,295

DEPT/DIV: LAW ENFORCEMENT - DISTRICT ATTORNEY & VICTIM WITNESS

REPORTING UNIT: DISTRICT ATTORNEY

FUND: 100 DIVISION - SUBDIVISION #: 300-3010

		(1)	(2)	(3)	(4)	(5)	(6)
		2021	2022	2022 Budget	2022	2022	2023 Proposed
Account Description:	Account	Actual	Adopted Budget	Adopted & Modified 6/30	Actual as of 6/30	Projected at 12/31	Operating and Capital Budget
SALARIES	511100	774,824	805,062	841,342	367,936	805,062	848,826
SALARIES-OVERTIME	511200	3,645	6,500	6,500	977	6,500	6,500
SALARIES-TEMPORARY	511500	17,776	25,000	25,000	7,016	25,000	21,000
INTERNS	514500	9,817	12,500	12,500	3,925	12,500	12,500
FICA	515100	57,928	64,954	64,954	26,911	64,954	67,996
RETIREMENT	515200	52,571	52,749	52,749	23,893	52,749	58,162
MEDICAL INSURANCE	515400	326,212	315,880	328,600	163,240	315,880	329,700
LIFE INSURANCE	515500	1,456	1,404	1,404	889	1,404	1,370
WORKERS COMPENSATION	515600	1,464	1,384	1,384	1,384	1,384	3,383
INTERDEPT PERSONNEL CHARGES	519990	(5,471)	0	0	0	0	0
Appropriations Unit: Personnel		1,240,221	1,285,433	1,334,433	596,173	1,285,433	1,349,437
SPECIAL PROSECUTION	521220	0	0	0	0	0	70,000
OTHER PROFESSIONAL SERVICES	521900	206,147	193,200	193,200	76,057	193,200	164,900
TELECOMMUNICATIONS	522500	1,223	2,000	2,000	476	1,300	1,500
TRANSCRIPTS	525100	9,341	14,500	14,500	3,204	10,000	14,500
LEGAL SERVICE	525500	2,157	5,000	5,000	1,797	4,000	5,000
LEGAL SERVICE (4E)	525505	6,423	4,000	4,000	3,153	4,000	4,000
WITNESS FEES	527200	4,375	10,000	10,000	3,240	5,000	10,000
WITNESS FEES-LODGING	527201	0	2,500	2,500	0	600	2,500
WITNESS FEES-TRAVEL	527202	3,452	7,000	7,000	2,920	5,000	7,000
WITNESS FEES-MEALS	527206	56	500	500	26	200	500
EXPERT WITNESS	527220	26,252	25,000	25,000	18,280	25,000	27,000
Appropriations Unit: Contractual		259,426	263,700	263,700	109,152	248,300	306,900
FURN/FIXTURE>\$100<\$5000	530010	2,663	3,000	3,000	1,000	2,500	3,000
MACHY/EQUIP>\$100<\$5000	530050	0	0	0	2,669	2,669	0
OFFICE SUPPLIES	531200	12,150	14,000	14,000	3,977	10,000	14,000
PRINTING/DUPLICATION	531300	1,299	2,000	2,000	376	1,000	2,000
BOOKS & MANUALS	532300	775	3,000	3,000	694	1,000	1,500
MILEAGE & TRAVEL	533900	3,172	3,500	3,500	1,365	3,000	3,500
MISCELLANEOUS SUPPLIES	539150	1,398	1,500	1,500	136	500	1,500
STAFF DEVELOPMENT	543340	10,600	20,500	20,500	10,250	13,000	20,500
Appropriations Unit: Supplies		32,057	47,500	47,500	20,467	33,669	46,000
PROPERTY INSURANCE	551100	0	0	0	103	103	0

PUBLIC LIABILITY INSURANCE	551300	9,298	11,987	11,987	11,987	11,987	13,489
Appropriations Unit: Fixed Charges		9,298	11,987	11,987	12,090	12,090	13,489
Total Expense for Reporting Unit		1,541,002	1,608,620	1,657,620	737,882	1,579,492	1,715,826

REPORTING UNIT:	VICTIM/WITNESS
FUND: 100	DIVISION - SUBDIVISION #: 300-3110

Account Description:	Account	(1) 2021 Actual	(2) 2022 Adopted Budget	(3) 2022 Budget Adopted & Modified 6/30	(4) 2022 Actual as of 6/30	(5) 2022 Projected at 12/31	(6) 2023 Proposed Operating and Capital Budget
SALARIES	511100	399,957	411,382	447,662	185,262	411,382	468,373
SALARIES-OVERTIME	511200	1,224	0	0	385	385	0
FICA	515100	28,844	31,471	31,471	13,192	31,471	35,831
RETIREMENT	515200	26,935	26,740	26,740	12,067	26,740	31,850
MEDICAL INSURANCE	515400	170,918	163,240	175,960	89,040	163,240	205,520
LIFE INSURANCE	515500	803	848	848	429	848	856
WORKERS COMPENSATION	515600	523	495	495	495	495	1,739
INTERDEPT PERSONNEL CHARGES	519990	(2,494)	0	0	0	0	0
Appropriations Unit: Personnel		626,710	634,176	683,176	300,870	634,561	744,169
POSTAGE	531100	4,151	4,000	4,000	1,813	3,000	4,000
OFFICE SUPPLIES	531200	1,035	2,000	2,000	311	800	1,500
MILEAGE & TRAVEL	533900	83	1,000	1,000	183	500	1,000
STAFF DEVELOPMENT	543340	63	1,500	1,500	125	500	1,500
Appropriations Unit: Supplies		5,333	8,500	8,500	2,432	4,800	8,000
Total Expense for Reporting Unit		632,042	642,676	691,676	303,302	639,361	752,169

REPORTING UNIT:	REVENUE: DISTRICT ATTORNEY
FUND: 100	DIVISION - SUBDIVISION #: 300-3010

Account Description:	Account	(1) 2021 Actual	(2) 2022 Adopted Budget	(3) 2022 Budget Adopted & Modified 6/30	(4) 2022 Actual as of 6/30	(5) 2022 Projected at 12/31	(6) 2023 Proposed Operating and Capital Budget
PROGRAM REVENUE	443145	5,900	40,000	40,000	2,900	5,000	20,000
IV-E REVENUE	443150	121,701	99,900	99,900	35,208	121,701	122,000
ARPA FEDERAL GRANT	443293	0	0	98,000	0	98,000	270,000

COUNTY ORDINANCE FINES	445020	42,812	66,500	66,500	0	66,500	56,500
PROSECUTION COSTS	445050	0	1,200	1,200	0	200	1,200
MOTOR TRAFFIC FINES	445060	29,951	31,000	31,000	0	33,000	33,000
WITNESS FEES REVENUE	445570	4,672	11,000	11,000	2,293	4,000	8,000
Appropriations Unit: Revenue		205,036	249,600	347,600	40,401	328,401	510,700
Total Funding for Reporting Unit		205,036	249,600	347,600	40,401	328,401	510,700

REPORTING UNIT:	REVENUE: VICTIM/WITNESS
FUND: 100	DIVISION - SUBDIVISION #: 300-3110

Account Description:	Account	(1) 2021 Actual	(2) 2022 Adopted Budget	(3) 2022 Budget Adopted & Modified 6/30	(4) 2022 Actual as of 6/30	(5) 2022 Projected at 12/31	(6) 2023 Proposed Operating and Capital Budget
VICTIM/WITNESS REVENUE	442520	259,859	316,702	316,702	0	316,702	363,000
Appropriations Unit: Revenue		259,859	316,702	316,702	0	316,702	363,000
Total Funding for Reporting Unit		259,859	316,702	316,702	0	316,702	363,000

Total Expenses for Reporting Unit	2,173,045	2,251,296	2,349,296	1,041,184	2,218,853	2,467,995
Total Revenue for Reporting Unit	(464,895)	(566,302)	(664,302)	(40,401)	(645,103)	(873,700)
Total Levy for Reporting Unit	1,708,150	1,684,994			1,573,750	1,594,295

CIRCUIT COURT

ACTIVITIES

The Judicial Branch is a third branch of government, separate, but not subservient. It is the goal of all who work within the justice system to see that the aims of justice are accomplished.

The Clerk of Circuit Court is elected to the office in a countywide election and is responsible for certain mandated functions and coordination of Circuit Court functions throughout the judicial system.

Eight branches of court plus three full-time court commissioners process all of the cases. Forty three positions service these courts. Personnel keep the court records, clerk for hearings, calendar for courts, collect monies, manage the jury system and act as the general reception area.

The Circuit Court budget is responsible for payment of court ordered activities such as doctor exams, appointed attorneys fees, witness fees, interpreter costs as required by the statutes, bailiff salaries, guardian ad litem fees, and court personnel to manage the courts daily duties. The budget appropriation pilot project to reduce levy dollars in the budgetary process, while allowing us the flexibility to pay the bills that are received, has been in place for many years with great success in reducing the actual levy dollars that are budgeted for Circuit Court.

GOALS AND OBJECTIVES

Automation has streamlined case management for the courts. The courthouse remodeling has improved working conditions and customer service. Continued updating and maintenance of the building is necessary to ensure efficient management of courthouse activities.

In the year 2022 the Court accomplished the following:

1. The Clerk of Courts office remained open during the COVID-19 response. Remote hearings by phone and ZOOM continued and aided in the resolution of cases. This process was vitally important with in-custody defendants as the jail continued to experience periodic COVID lock-down procedures. The increased use of ZOOM has also decreased inmate movement from KCDC to the downtown campus.
2. Continued policies regarding waiver of fees, and orders for monthly payments of attorney and guardian ad litem fees in ongoing cases.
3. Full conversion of debts from private collection to State Debt Collection agency.
4. Completed conversion of existing paper files to electronic format.
5. Continued small claims mediation services with additional training of mediators offered.
6. Continued use of video conferencing regarding wards at locations out of county in ME/Chapter 51 cases.
7. Continued Veteran's Treatment Court and Drug Treatment Court

In the year 2023, the Court wants to do the following:

1. Continue collection efforts for Circuit Court revenue through use of payment plans for advocate counsel and guardian ad litem fees prior to trial.
2. Continue collection efforts for past due fines and costs with State Debt Collection program
3. Continue working on conversion of paper files to electronic format in accordance with CCAP guidelines.
4. Address file and exhibit storage needs and requirements and maintain Supreme Court retention requirement standards.
5. Review of microfilm and microfiche court files for retention purposes and convert to digital media when necessary.
6. Continue use of Guardian ad Litem attorneys on contract to efficiently assist the judiciary in evaluating cases and parties.
7. Continue to offer small claims mediation services.
8. Continue to work with judges and court commissioners to improve all court operations where necessary.
9. Allow use of video conferencing and ZOOM appearances for statutorily allowed proceedings as needed.

All of this will help the courts function efficiently, and collaborate with other county and state agencies to conserve resources, in a manner that effectively serves the public.

CIRCUIT COURT

DIVISION	POSITION TITLE	CLASS TYPE	2019	2020	2021	2022	2023
----------	----------------	------------	------	------	------	------	------

ADMINISTRATIVE

CLERK OF COURTS	ELECTED	1.00	1.00	1.00	1.00	1.00
-----------------	---------	------	------	------	------	------

AREA TOTAL		1.00	1.00	1.00	1.00	1.00
------------	--	------	------	------	------	------

RECORDS

MANAGER, COURT SERVICES	E7	1.00	1.00	1.00	1.00	1.00
JUDICIAL ASSISTANT	NE6	11.00	11.00	11.00	11.00	11.00
DEPUTY COURT CLERK, SR	NE5	3.00	3.00	3.00	3.00	3.00

AREA TOTAL		15.00	15.00	15.00	15.00	15.00
------------	--	-------	-------	-------	-------	-------

PROBATE

REGISTER IN PROBATE	E3	1.00	1.00	1.00	1.00	1.00
DEPUTY COURT CLERK, SR	NE5	2.00	2.00	3.00	3.00	3.00
DEPUTY COURT CLERK	NE2	1.00	1.00	0.00	0.00	0.00

AREA TOTAL		4.00	4.00	4.00	4.00	4.00
------------	--	------	------	------	------	------

FISCAL

FISCAL SERVICES MANAGER - CIR CT	E7	1.00	1.00	1.00	1.00	1.00
ACCOUNTANT	NE8	1.00	1.00	1.00	1.00	1.00
DEPUTY COURT CLERK, SR	NE5	10.00	10.00	10.00	10.00	10.00
DEPUTY COURT CLERK	NE2	3.00	3.00	3.00	3.00	3.00

AREA TOTAL		15.00	15.00	15.00	15.00	15.00
------------	--	-------	-------	-------	-------	-------

FAMILY COURT COMMISSIONER

CIRCUIT COURT COMMISSIONER	E12/E13	1.00	1.00	1.00	1.00	1.00
JUDICIAL ASSISTANT	NE6	2.00	2.00	2.00	2.00	2.00
DEPUTY COURT CLERK, SR	NE5	3.00	3.00	3.00	3.00	3.00

AREA TOTAL		6.00	6.00	6.00	6.00	6.00
------------	--	------	------	------	------	------

JUDICIAL COURT COMMISSIONER

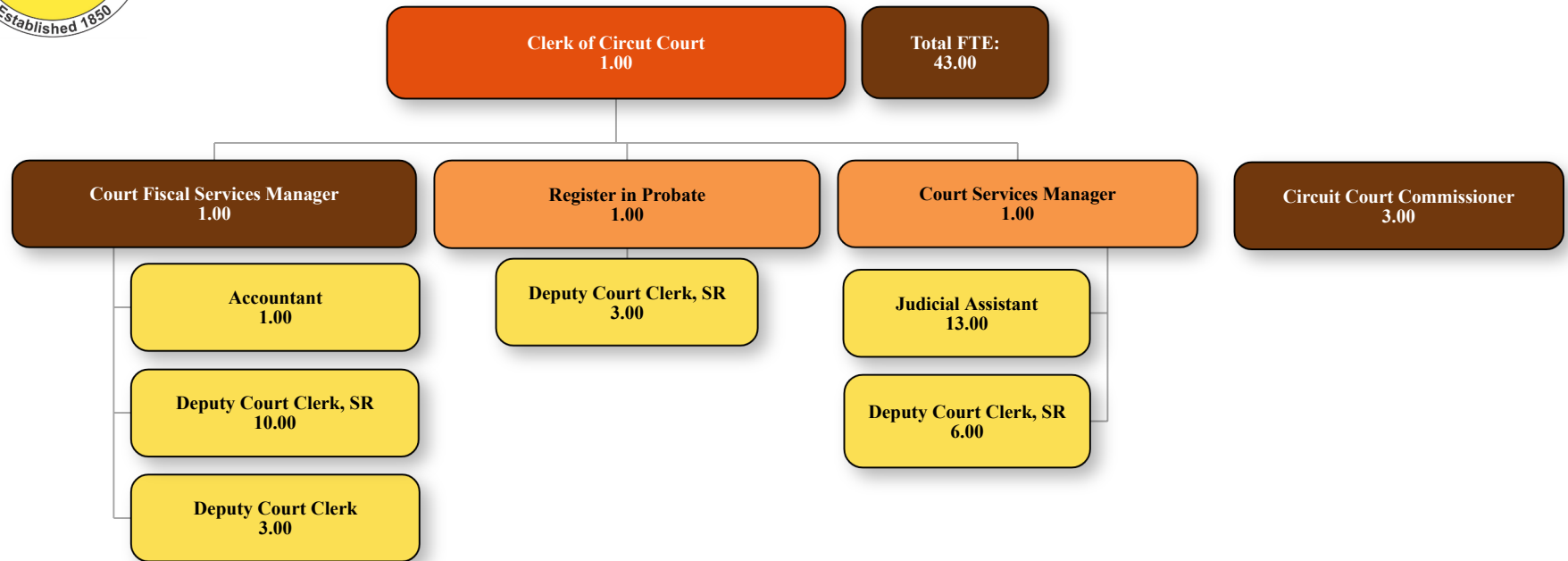
CIRCUIT COURT COMMISSIONER	E12/E13	2.00	2.00	2.00	2.00	2.00
----------------------------	---------	------	------	------	------	------

AREA TOTAL		2.00	2.00	2.00	2.00	2.00
------------	--	------	------	------	------	------

DIVISION TOTAL		43.00	43.00	43.00	43.00	43.00
----------------	--	-------	-------	-------	-------	-------



County of Kenosha Circuit Court



DEPT/DIV: LAW ENFORCEMENT - CIRCUIT COURT

	(1) 2021 Actual	(2) 2022 Adopted Budget	(3) 2022 Budget Adopted & Modified 6/30	(4) 2022 Actual as of 6/30	(5) 2022 Projected at 12/31	(6) 2023 Proposed Operating and Capital Budget
Personnel	3,713,520	3,832,724	3,832,724	1,762,094	3,628,426	3,937,860
Contractual	1,192,083	1,296,357	1,296,357	712,193	1,403,263	1,347,155
Supplies	55,758	62,000	62,000	19,514	57,575	64,850
Fixed Charges	20,025	25,514	25,514	25,514	25,514	28,579
Total Expenses for Reporting Unit	4,981,385	5,216,595	5,216,595	2,519,315	5,114,778	5,378,444
Total Revenue for Reporting Unit	(2,980,032)	(3,149,875)	(3,149,875)	(1,310,424)	(3,225,070)	(3,337,145)
Total Levy for Reporting Unit	2,001,353	2,066,720			1,889,708	2,041,299

DEPT/DIV: LAW ENFORCEMENT - CIRCUIT COURT

REPORTING UNIT: CIRCUIT COURT

FUND: 100 DIVISION - SUBDIVISION #: 350-3510

		(1)	(2)	(3)	(4)	(5)	(6)
		2021	2022	2022 Budget	2022	2022	2023 Proposed
Account Description:	Account	Actual	Adopted Budget	Adopted & Modified 6/30	Actual as of 6/30	Projected at 12/31	Operating and Capital Budget
SALARIES	511100	2,406,576	2,512,700	2,512,700	1,122,654	2,349,700	2,519,838
BAILIFF SALARIES	511110	134,065	180,000	180,000	92,410	167,000	182,400
SALARIES-OVERTIME	511200	41,148	32,000	32,000	14,244	27,000	32,000
SALARIES-TEMPORARY	511500	0	0	0	0	0	68,000
FICA	515100	189,256	208,441	208,441	89,565	198,500	214,172
RETIREMENT	515200	164,336	165,413	165,413	72,884	155,000	173,525
MEDICAL INSURANCE	515400	768,005	722,920	722,920	362,520	720,000	736,540
LIFE INSURANCE	515500	6,562	6,917	6,917	3,483	6,893	6,893
WORKERS COMPENSATION	515600	4,582	4,333	4,333	4,333	4,333	4,492
INTERDEPT PERSONNEL CHARGES	519990	(1,010)	0	0	0	0	0
Appropriations Unit: Personnel		3,713,520	3,832,724	3,832,724	1,762,094	3,628,426	3,937,860
DATA PROCESSING COSTS	521400	9,860	9,200	9,200	3,936	9,446	9,500
OTHER PROFESSIONAL SERVICES	521900	36,013	153,000	153,000	12,936	41,000	120,000
PROF SVCS-COURT COMMISSIONERS	521901	22,080	0	0	17,675	36,500	0
PROF SVCS-MEDIATION	521905	52,116	0	0	23,525	65,000	0
PROF SVCS-OTHER	521909	6,692	0	0	1,856	10,730	0
TELECOMMUNICATIONS	522500	689	200	200	48	200	200
MOTOR VEHICLE MAINTENANCE	524100	0	0	0	0	0	0
OFFICE MACHINES	524200	0	2,000	2,000	0	1,000	1,000
TRANSCRIPTS	525100	7,739	18,000	18,000	2,607	12,500	13,000
JURORS FEES	527100	0	118,812	118,812	0	0	132,000
JURORS FEES-PERDIEM	527101	56,416	0	0	39,928	77,648	0
JURORS FEES-MILEAGE	527102	48,080	0	0	36,674	75,118	0
JURY EXPENSE	527150	0	4,500	4,500	0	4,311	4,500
JURY EXPENSE BR 1	527151	299	0	0	336	0	0
JURY EXPENSE BR 2	527152	2,012	0	0	556	0	0
JURY EXPENSE BR 3	527153	5,182	0	0	396	0	0
JURY EXPENSE BR 6	527156	2,574	0	0	0	0	0
JURY EXPENSE BR 7	527157	797	0	0	0	0	0
JURY EXPENSE BR 8	527158	187	0	0	0	0	0
JURY EXPENSE-SUPPLIES	527159	1,648	0	0	31	0	0
WITNESS FEES	527200	0	3,000	3,000	3,250	3,250	3,000
INTERPRETERS EXPENSE	527230	143,961	125,000	125,000	92,664	144,000	132,000

DOCTOR FEES	527300	122,793	233,000	233,000	51,911	225,000	233,000
DOCTOR FEES-CI	527301	0	0	0	5,975	0	0
DOCTOR FEES-CRIMINAL	527302	28,637	0	0	5,742	0	0
DOCTOR FEES-GUARDIAN	527303	10,948	0	0	4,844	0	0
DOCTOR FEES-JUVENILE	527304	19,389	0	0	10,184	0	0
GUARDIAN AD LITEM FEE	527500	7	406,645	406,645	8	415,000	426,395
GAL 767CH	527502	6,086	0	0	1,270	0	0
GAL 880GN	527503	5,003	0	0	2,140	0	0
GAL FEES CONTRACTS	527504	322,381	0	0	226,340	0	0
GAL FEES OTHER	527505	30	0	0	9,971	0	0
ATTORNEY FEES-MENTAL	527600	0	223,000	223,000	0	280,000	270,000
ATTORNEY FEES-CRIMINAL	527602	204,155	0	0	142,751	0	0
ATTORNEY FEES-GUARDIANSHIP	527603	9,935	0	0	3,690	0	0
ATTORNEY FEES-JUVENILE	527604	45,406	0	0	10,078	0	0
ATTORNEY FEES-OTHER	527605	18,410	0	0	872	0	0
MISC CONTRACTUAL SERVICES	529900	2,560	0	0	0	2,560	2,560
Appropriations Unit: Contractual		1,192,083	1,296,357	1,296,357	712,193	1,403,263	1,347,155
FURN/FIXTURE>\$100<\$5000	530010	3,757	3,500	3,500	0	3,500	3,500
OFFICE SUPPLIES	531200	34,130	31,500	31,500	11,551	30,500	31,500
PRINTING/DUPLICATION	531300	6,499	11,000	11,000	2,675	9,575	9,000
SUBSCRIPTIONS	532200	4,779	6,500	6,500	1,615	4,500	5,000
MILEAGE & TRAVEL	533900	1,331	3,000	3,000	572	3,000	3,000
STAFF DEVELOPMENT	543340	5,262	6,500	6,500	3,103	6,500	12,850
Appropriations Unit: Supplies		55,758	62,000	62,000	19,514	57,575	64,850
PUBLIC LIABILITY INSURANCE	551300	18,975	24,464	24,464	24,464	24,464	27,529
SECURITIES BONDING	552300	1,050	1,050	1,050	1,050	1,050	1,050
Appropriations Unit: Fixed Charges		20,025	25,514	25,514	25,514	25,514	28,579
Total Expense for Reporting Unit		4,981,385	5,216,595	5,216,595	2,519,315	5,114,778	5,378,444

REPORTING UNIT:	REVENUE: CIRCUIT COURT
FUND: 100	DIVISION - SUBDIVISION #: 350-3510

Account Description:	Account	(1)	(2)	(3)	(4)	(5)	(6)
		2021 Actual	2022 Adopted Budget	2022 Budget Adopted & Modified 6/30	2022 Actual as of 6/30	2022 Projected at 12/31	2023 Proposed Operating and Capital Budget
IV-E REVENUE	443150	58,760	60,000	60,000	6,582	60,000	60,000
CHILD SUPPORT REVENUE	443450	567,655	620,000	620,000	113,928	620,000	620,000
INTERPRETER REVENUE	443560	197	0	0	0	0	0
COUNTY ORDINANCE FINES	445020	87,861	133,000	133,000	123,120	100,000	117,000

IGNITION DEVICE SURCHARGE	445025	12,426	12,000	12,000	6,375	14,000	14,000
PENAL FINES FOR COUNTY	445040	15,557	18,000	18,000	5,956	17,600	18,000
MOTOR TRAFFIC FINES	445060	89,854	93,000	93,000	71,070	93,000	97,000
OVERLOAD FINES FOR COUNTY	445080	6,482	8,000	8,000	1,755	6,000	8,000
BOND DEFAULTS FOR COUNTY	445100	278,220	155,000	155,000	117,558	160,000	180,000
RESTITUTION SURCHARGE-5%	445150	7,548	7,000	7,000	4,269	11,500	11,500
RESTITUTION ASSESSMENT-10%	445200	47,578	45,000	45,000	28,583	50,000	55,000
COUNTY CLERK FEES	445500	17,320	14,000	14,000	7,160	14,000	16,000
COURT FEES/COSTS	445590	171,668	215,000	215,000	72,508	205,000	205,000
COURTS ADMIN. REVENUE	445600	104,823	103,000	103,000	38,209	102,000	103,000
COURT FEES	445630	164,009	167,000	167,000	78,484	175,000	180,000
PROBATE FEES	445640	32,259	44,000	44,000	21,407	50,000	53,000
GAL REIMBURSEMENT	445650	163,323	258,645	258,645	100,589	258,000	258,645
COURT SUPPORT GRANT	445670	971,230	971,230	971,230	372,238	971,230	1,010,000
FAMILY COURT MEDIATION	446300	39,864	50,000	50,000	15,857	40,000	42,000
JOINT CUSTODY FEES	446310	19,270	17,000	17,000	7,953	17,500	19,000
INT. COURTS INVESTMENT	448120	124,127	159,000	159,000	116,583	260,000	270,000
PRIOR YEAR REVENUE	448600	0	0	0	240	240	0
Appropriations Unit: Revenue		2,980,032	3,149,875	3,149,875	1,310,424	3,225,070	3,337,145
Total Funding for Reporting Unit		2,980,032	3,149,875	3,149,875	1,310,424	3,225,070	3,337,145

Total Expenses for Reporting Unit	4,981,385	5,216,595	5,216,595	2,519,315	5,114,778	5,378,444
Total Revenue for Reporting Unit	(2,980,032)	(3,149,875)	(3,149,875)	(1,310,424)	(3,225,070)	(3,337,145)
Total Levy for Reporting Unit	2,001,353	2,066,720			1,889,708	2,041,299

JUVENILE COURT INTAKE SERVICES

Court Attached Agency

MISSION STATEMENT

It is the mission of Kenosha County Juvenile Court Intake Services (JCIS) to act as the gatekeeper for the Juvenile Court by *independently* assessing all cases that come within the jurisdiction of the Court. Intake Workers are required to be available 24/7 (year round), to respond to situations that require court intervention, screening and assessment. The types of cases that are included in this process are children in need of protection and services (CHIPS), and juveniles, either delinquent (DELINQ) or in need of protection and services (JIPS). The department operates the following three main program areas that are all mandated by Wisconsin Statutes in Chapters 48 (Children's Code) and 938 (Juvenile Justice Code).

❖ **Court Referrals:**

JCI receives court referrals from all area law enforcement agencies, the Division of Children and Family Services, local school districts and other sources. On an annual basis, JCIS processes approximately 800 court referrals. Upon receipt of court referral, an Intake Worker attempts to meet in person with the juvenile and their family and makes a recommendation to the District Attorney's office concerning each case processed. Recommendations are divided into two categories: informal/diversion recommendations and formal/petition requests. By diverting cases from Court, an Intake Worker most often enters into Deferred Prosecution Agreements with families and the matters are then maintained outside of the formal court system. For those cases that cannot be diverted, the Intake Worker recommends that a formal petition be filed in Juvenile Court. The goal of JCIS is to divert at least 60% of the incoming referrals from formal court action.

❖ **Custody Intake:**

Custody Intake Workers respond 24/7 by phone and in person to physical custody requests from area law enforcement agencies, the Division of Children and Family Services and Juvenile Crisis. On an annual basis Juvenile Intake Services screens approximately 600 requests for physical custody and on behalf of the court, authorizes approximately 50% of those for court ordered placement. If an intake worker authorizes a physical custody request, he/she responds in person and takes temporary physical custody of the child/juvenile and places him/her in secure custody or in non-secure custody (such as in foster care, shelter care, relative, non-relative care). An emergency court hearing is conducted the next business day to review the order and the placement. The court intake worker is responsible for providing the court with the necessary findings under Federal Law to continue the child/juvenile outside of his/her home.

❖ **Restitution and Community Service Work Program:**

JCIS is responsible for working with all victims of juvenile crime. The office is statutorily responsible for victim rights notification, informing updates and progress

throughout cases. JCIS works closely with victims impacted financially as a result of a juvenile crime to try and make them whole. JCIS also manages the juvenile Community Service Work and Restitution program. Approximately 150 informal and court ordered cases are referred to this JCIS program annually by Judges and Court Intake Workers. Youth who are referred to the program are matched with a worksite to complete their obligations. The program is responsible for determining restitution, monitoring a juvenile's compliance levels with the program and disbursing restitution when ordered.

GOALS AND OBJECTIVES

- To process all court referrals within the statutory time limits and appropriately divert 60% or more delinquency/JIPS cases from the formal court system.
- To thoroughly screen all requests for custody intake and to detain children and juveniles only when necessary and in the least restrictive type of placement whenever possible and available.
- To assist juveniles in completing their restitution and community service work obligations so that victims may recover their losses.
- To collect and analyze data in program areas, in order to report out findings in the Youth Justice and the Child Welfare reports.

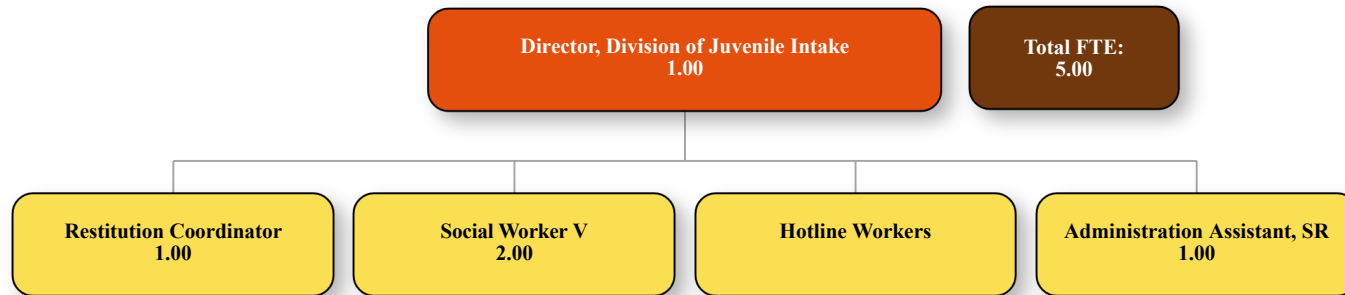
JUVENILE INTAKE

DIVISION	POSITION TITLE	CLASS TYPE	2019	2020	2021	2022	2023
	DIRECTOR, JUVENILE INTAKE	E8	1.00	1.00	1.00	1.00	1.00
	SOCIAL WORKER V	NE10/NE11	2.00	2.00	2.00	2.00	2.00
	RESTITUTION COORDINATOR	NE5	1.00	1.00	1.00	1.00	1.00
	ADMINISTRATIVE ASSISTANT, SR	NE4	1.00	1.00	1.00	1.00	1.00
	HOTLINE WORKERS*	TEMP.	0.14	0.00	0.00	0.00	0.00
DIVISION TOTAL			5.14	5.00	5.00	5.00	5.00

* Seasonal, Temporary, and/or Intern employees are no longer be reflected as an FTE count within the Division's budget, effective as of the 2020 budget year. Costs of these positions are entered as a total sum amount in the appropriate main account.



County of Kenosha Juvenile Court Intake Services



DEPT/DIV: LAW ENFORCEMENT - JUVENILE INTAKE SERVICES

	(1)	(2)	(3)	(4)	(5)	(6)
	2021	2022	2022 Budget	2022	2022	2023 Proposed
	Actual	Adopted	Adopted &	Actual	Projected	Operating and
		Budget	Modified 6/30	as of 6/30	at 12/31	Capital Budget
Personnel	543,141	564,321	564,321	265,334	563,734	573,134
Contractual	394,425	549,340	669,340	138,616	355,990	498,990
Supplies	2,498	5,441	5,441	718	5,072	5,072
Fixed Charges	4,902	6,146	6,146	6,146	6,146	6,841
Total Expenses for Reporting Unit	944,966	1,125,248	1,245,248	410,813	930,942	1,084,037
Total Revenue for Reporting Unit	(29,785)	(24,859)	(144,859)	(8,948)	(24,859)	(24,859)
Total Levy for Reporting Unit	915,181	1,100,389			906,083	1,059,178

DEPT/DIV: LAW ENFORCEMENT - JUVENILE INTAKE SERVICES

REPORTING UNIT: JUVENILE INTAKE SERVICES

FUND: 100 DIVISION - SUBDIVISION #: 380-3810

		(1)	(2)	(3)	(4)	(5)	(6)
		2021	2022	2022 Budget	2022	2022	2023 Proposed
Account Description:	Account	Actual	Adopted Budget	Adopted & Modified 6/30	Actual as of 6/30	Projected at 12/31	Operating and Capital Budget
SALARIES	511100	362,514	378,517	378,517	171,038	378,517	386,982
SALARIES-OVERTIME	511200	7,113	6,000	6,000	2,989	6,000	6,000
FICA	515100	26,962	29,416	29,416	12,581	29,416	30,064
RETIREMENT	515200	23,226	24,994	24,994	10,612	23,374	24,989
MEDICAL INSURANCE	515400	114,075	112,360	112,360	56,180	113,371	113,470
LIFE INSURANCE	515500	1,679	1,953	1,953	853	1,975	1,688
WORKERS COMPENSATION	515600	11,719	11,081	11,081	11,081	11,081	9,941
INTERDEPT PERSONNEL CHARGES	519990	(4,147)	0	0	0	0	0
Appropriations Unit: Personnel		543,141	564,321	564,321	265,334	563,734	573,134
OTHER PROFESSIONAL SERVICES	521900	389,167	543,000	663,000	136,640	350,000	493,000
TELECOMMUNICATIONS	522500	2,522	1,340	1,340	661	1,340	1,340
PAGER SERVICE	522510	1,682	1,500	1,500	800	1,500	1,500
DIRECT LABOR EXPENSE	529910	1,054	3,500	3,500	515	3,150	3,150
Appropriations Unit: Contractual		394,425	549,340	669,340	138,616	355,990	498,990
OFFICE SUPPLIES	531200	1,269	1,257	1,257	334	1,257	1,257
PRINTING/DUPLICATION	531300	646	1,123	1,123	190	1,000	1,000
MILEAGE & TRAVEL	533900	168	2,346	2,346	69	2,100	2,100
STAFF DEVELOPMENT	543340	415	715	715	125	715	715
Appropriations Unit: Supplies		2,498	5,441	5,441	718	5,072	5,072
PUBLIC LIABILITY INSURANCE	551300	4,302	5,546	5,546	5,546	5,546	6,241
OTHER INSURANCE	551900	600	600	600	600	600	600
Appropriations Unit: Fixed Charges		4,902	6,146	6,146	6,146	6,146	6,841
Total Expense for Reporting Unit		944,966	1,125,248	1,245,248	410,813	930,942	1,084,037

REPORTING UNIT:	REVENUE: JUVENILE INTAKE SERVICES
FUND: 100	DIVISION - SUBDIVISION #: 380-3810

Account Description:	Account	(1) 2021 Actual	(2) 2022 Adopted Budget	(3) 2022 Budget Adopted & Modified 6/30	(4) 2022 Actual as of 6/30	(5) 2022 Projected at 12/31	(6) 2023 Proposed Operating and Capital Budget
SECURED DETENTION REVENUE	443790	29,785	24,859	24,859	8,948	24,859	24,859
CARRYOVER	449980	0	0	120,000	0	0	0
Appropriations Unit: Revenue		29,785	24,859	144,859	8,948	24,859	24,859
Total Funding for Reporting Unit		29,785	24,859	144,859	8,948	24,859	24,859

Total Expenses for Reporting Unit	944,966	1,125,248	1,245,248	410,813	930,942	1,084,037
Total Revenue for Reporting Unit	(29,785)	(24,859)	(144,859)	(8,948)	(24,859)	(24,859)
Total Levy for Reporting Unit	915,181	1,100,389			906,083	1,059,178

This page left blank intentionally

KENOSHA JOINT SERVICES



YEAR 2023 BUDGET

Approved by the KJSB
September 12, 2022

SUBMITTED BY

Joshua Nielsen, Director
Stephanie Lorenzo, Assistant Director
Francine Hooper, Finance Assistant
Goodwill Obieze, Human Resource Coordinator

Nikki Beranis, Communications Manager
Maureen Andersen, Interim Records Manager
Patrick Sepanski, Fleet Maintenance Manager
Joshua Radandt, Evidence/Identification Manager

KENOSHA JOINT SERVICES



KENOSHA JOINT SERVICES BOARD (KJSB)

COUNTY REPRESENTATIVES

Supervisor Monica Yuhas, Board Chairperson
County Executive Samantha Kerkman
Supervisor Mark Nordigian

CITY REPRESENTATIVES

City Administrator John Morrissey, Vice Board Chairperson
Interim Police Chief Eric Larsen
District Alderperson Curt Wilson

MEMBER AT LARGE

Currently Vacant

KENOSHA JOINT SERVICES

Overview

Introduction

Kenosha Joint Services is the result of a combined effort between city and county governments. It was established in 1982 as a separate government agency to provide the public safety support services for the Kenosha City Police and Fire Departments, Kenosha County Sheriff's Department, and various other law enforcement and emergency services agencies.

A Board oversees the operation of Joint Services. It is comprised of seven individuals, three are county government representatives, three are city government representatives, and one is mutually chosen by the Mayor and County Executive. The Board employs a Director who is responsible for the day-to-day operation of Joint Services.

Joint Services is divided into six departments: Administration, Communications, Records, Fleet Maintenance, Evidence/Identification, and Information Technology. The organization is allocated eighty-two employees with the Communications and Records Departments being staffed 24 hours a day, 7 days a week basis.

Purpose

- Manage all 9-1-1 calls and other emergency and non-emergency calls for service for the Kenosha Police and Fire Departments, Kenosha County Sheriff's Department, and county fire and rescue agencies on a 24 hour a day, 7 day a week basis.
- Maintain all records pertaining to arrests, complaints, incidents and investigations for the Police and Sheriff's Departments and provide reports to citizens upon request on a 24 hour a day, 7 day a week basis.
- Prepare, maintain, and repair the fleet of Police and Sheriff's Department vehicles.
- Perform identification, evidence, photographic processing and maintain property room for the Police and Sheriff's Departments; identify criminals through the use of physical evidence; and testify in court as to the physical evidence of a crime.
- Maintain the public safety software system that provides applications for Joint Services, the Police, Sheriff's, and Fire Departments, along with various interfaces to other systems with which information is exchanged.

KENOSHA JOINT SERVICES

Mission Statement

TO provide support services to the Kenosha Sheriff's Department, Kenosha Police Department, Kenosha Fire Department, and various other law enforcement and emergency services agencies in the form of dispatching, records keeping, evidence/identification functions, and fleet maintenance

TO promote city and county government by being efficient and effective in our services through thorough knowledge of the job, proactive planning, and professionalism in the performance of duties

TO enhance the performance of the services provided by the agencies we support by being cooperative, promotive, and involved in mutual planning processes

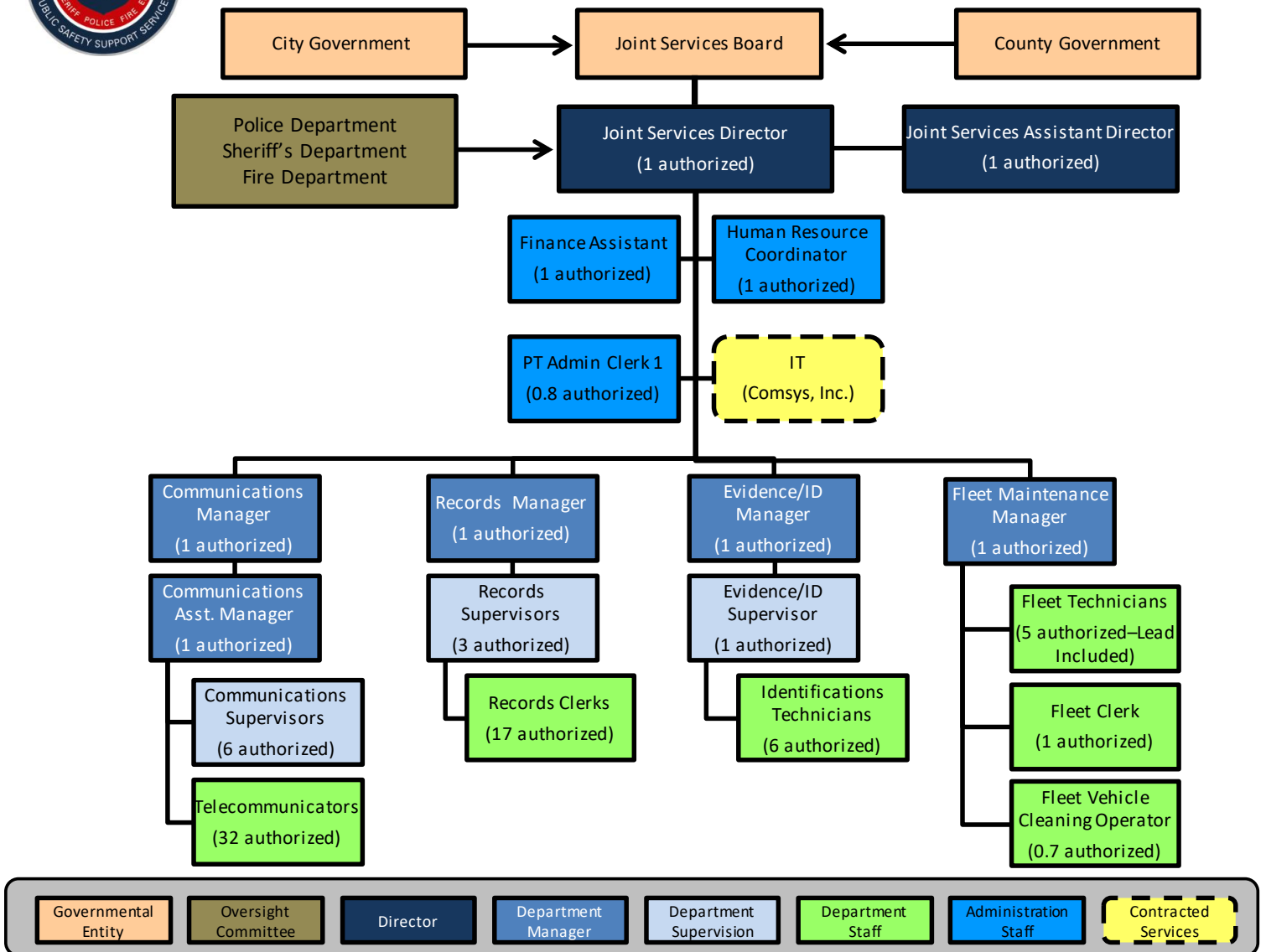
TO share in the concerns of the community by providing service to the citizens in a respectful manner and by offering information, guidance, and direction where possible

TO develop Joint Services employees into a team of working professionals by fostering an atmosphere of mutual respect, support, cooperation, and loyalty

KENOSHA JOINT SERVICES



Kenosha Joint Services—Organizational Chart



KENOSHA JOINT SERVICES

Authorized Full and Part-time Positions

Administration Department

(1) Director
(1) Assistant Director
(1) Finance Assistant
(1) Human Resource Coordinator
(1) Part-time Admin Clerk (0.8)

Communications Department

(1) Manager
(1) Assistant Manager
(6) Supervisors
(32) Dispatchers

Records Department

(1) Manager
(3) Supervisors
(17) Records Clerks

Fleet Maintenance Department

(1) Manager
(1) Fleet Maintenance Clerk
(5) Automotive Technicians
(1) Part-time Car Washer (0.7)

Evidence/Identification Department

(1) Manager
(1) Supervisor
(6) Identification Technicians

Total staffing: 82 positions

DEPT/DIV: LAW ENFORCEMENT - KENOSHA JOINT SERVICES

	(1) 2021 Actual	(2) 2022 Adopted Budget	(3) 2022 Budget Adopted & Modified 6/30	(4) 2022 Actual as of 6/30	(5) 2022 Projected at 12/31	(6) 2023 Proposed Operating and Capital Budget
Contractual	4,860,180	5,090,182	5,090,182	3,393,455	5,090,182	5,085,903
Outlay	7,737	95,000	377,263	172,391	377,263	33,000
Total Expenses for Reporting Unit	4,867,917	5,185,182	5,467,445	3,565,845	5,467,445	5,118,903
Total Revenue for Reporting Unit	(90,000)	(170,000)	(452,263)	0	(170,000)	(70,500)
Total Levy for Reporting Unit	4,777,917	5,015,182			5,297,445	5,048,403

DEPT/DIV: LAW ENFORCEMENT - KENOSHA JOINT SERVICES

REPORTING UNIT: KENOSHA JOINT SERVICES

FUND: 100 DIVISION - SUBDIVISION #: 280-2810

		(1)	(2)	(3)	(4)	(5)	(6)
		2021	2022	2022 Budget	2022	2022	2023 Proposed
Account Description:	Account	Actual	Adopted Budget	Adopted & Modified 6/30	Actual as of 6/30	Projected at 12/31	Operating and Capital Budget
JOINT SERVICES EXPENSE	529980	4,860,180	5,090,182	5,090,182	3,393,455	5,090,182	5,085,903
Appropriations Unit:	Contractual	4,860,180	5,090,182	5,090,182	3,393,455	5,090,182	5,085,903
Total Expense for Reporting Unit		4,860,180	5,090,182	5,090,182	3,393,455	5,090,182	5,085,903

REPORTING UNIT: KENOSHA JOINT SERVICES - CAPITAL

FUND: 411 DIVISION - SUBDIVISION #: 280-2830

		(1)	(2)	(3)	(4)	(5)	(6)
		2021	2022	2022 Budget	2022	2022	2023 Proposed
Account Description:	Account	Actual	Adopted Budget	Adopted & Modified 6/30	Actual as of 6/30	Projected at 12/31	Operating and Capital Budget
COMPUTER - MISCELLANEOUS	581700	7,737	95,000	377,263	172,391	377,263	33,000
Appropriations Unit:	Outlay	7,737	95,000	377,263	172,391	377,263	33,000
Total Expense for Reporting Unit		7,737	95,000	377,263	172,391	377,263	33,000

REPORTING UNIT: REVENUE: KENOSHA JOINT SERVICES

FUND: 100 DIVISION - SUBDIVISION #: 280-2810

		(1)	(2)	(3)	(4)	(5)	(6)
		2021	2022	2022 Budget	2022	2022	2023 Proposed
Account Description:	Account	Actual	Adopted Budget	Adopted & Modified 6/30	Actual as of 6/30	Projected at 12/31	Operating and Capital Budget
ARPA FEDERAL GRANT	443293	0	75,000	75,000	0	75,000	37,500
Appropriations Unit:	Revenue	0	75,000	75,000	0	75,000	37,500
Total Funding for Reporting Unit		0	75,000	75,000	0	75,000	37,500

REPORTING UNIT:	REVENUE: KENOSHA JOINT SERVICES - CAPITAL
FUND: 411	DIVISION - SUBDIVISION #: 280-2830

Account Description:	Account	(1) 2021 Actual	(2) 2022 Adopted Budget	(3) 2022 Budget Adopted & Modified 6/30	(4) 2022 Actual as of 6/30	(5) 2022 Projected at 12/31	(6) 2023 Proposed Operating and Capital Budget
BONDING	440000	0	95,000	95,000	0	95,000	33,000
CARRYOVER	449980	0	0	282,263	0	0	0
OPERATING TRANSFER IN	449991	90,000	0	0	0	0	0
Appropriations Unit: Revenue		90,000	95,000	377,263	0	95,000	33,000
Total Funding for Reporting Unit		90,000	95,000	377,263	0	95,000	33,000

Total Expenses for Reporting Unit	4,867,917	5,185,182	5,467,445	3,565,845	5,467,445	5,118,903
Total Revenue for Reporting Unit	(90,000)	(170,000)	(452,263)	0	(170,000)	(70,500)
Total Levy for Reporting Unit	4,777,917	5,015,182			5,297,445	5,048,403

This page left blank intentionally

DIVISION OF FACILITIES

MISSION STATEMENT

It is the mission of the Kenosha County Facilities Division to improve all building and grounds maintenance operations, minimize operating costs and provide a clean, safe and productive work environment for staff and the public by pursuing the following ideas:

- **Selective Technological Application:** We are committed to investigating, recommending and implementing process/equipment technologies that will improve service quality/productivity and decrease maintenance/energy costs.
- **Work Process Definition:** To ensure consistent levels of service quality and productivity we will work to define and continuously improve our facilities maintenance work processes.
- **Customer Service:** We will work cooperatively with our customers to understand their needs and organize/develop our available resources (staff, equipment and supplies) and meet their expectations.
- **Proactive Approach to Building Maintenance:** Recognizing the cost-effectiveness of preventative maintenance – a culture will be developed within the Division that fosters a proactive approach to maintenance. Structured approaches for potential problem early-detection and resolution will be developed and utilized.
- **Sustainable Approach to Facilities Design and Maintenance:** Recognizing our visibility and responsibility in the Community to develop and maintain cost-effective, environmentally-friendly, energy efficient facilities – we will develop facilities design and maintenance programs consistent with these ideals.

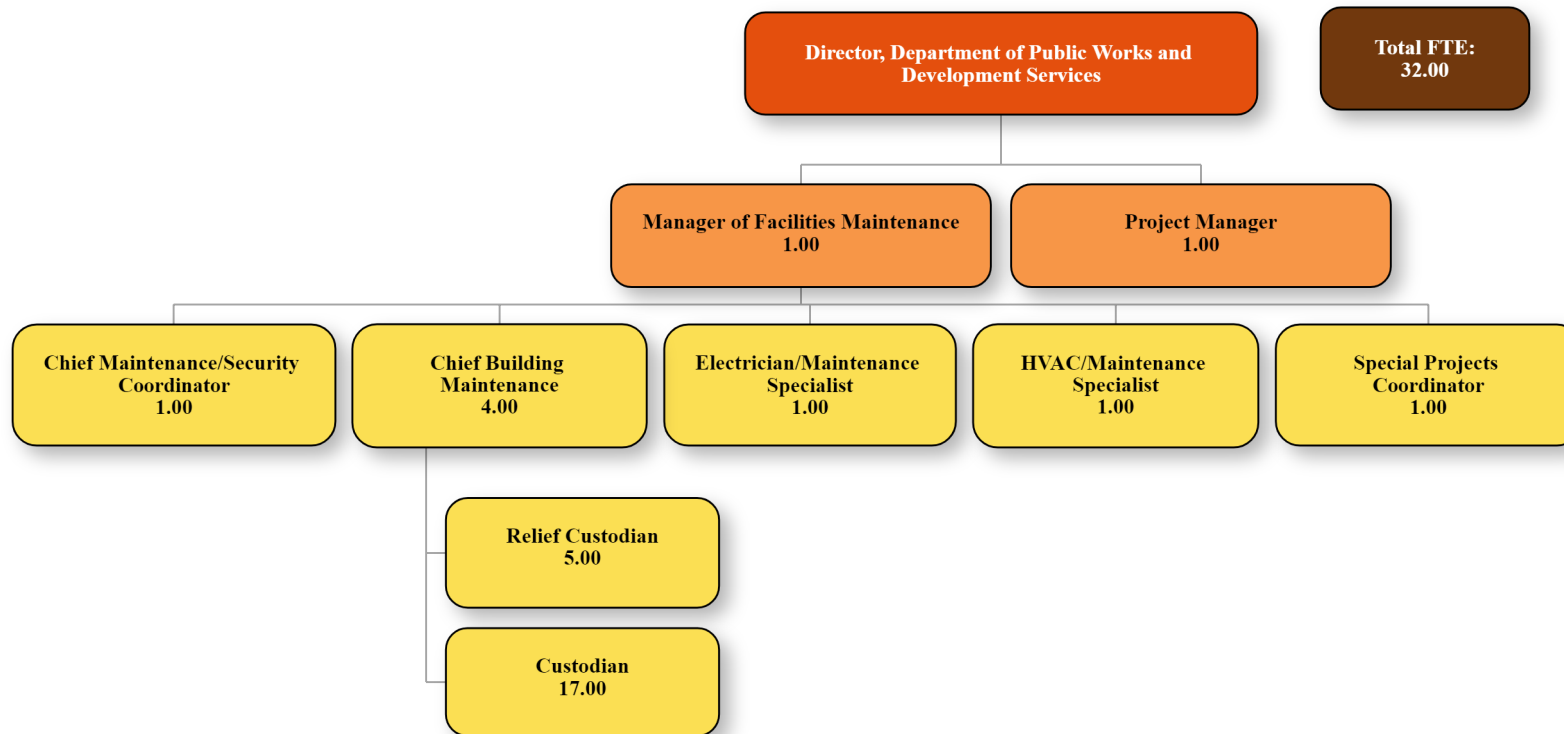
Kenosha County's Facilities Division is committed to pursuing the continuous improvement of the methods we employ for building and grounds design and maintenance. The Division exists to cost-effectively protect and maximize the useful life of the public's capital investments while providing a secure, productive and energy efficient work environment.

PUBLIC WORKS & DEVELOPMENT SVS - FACILITIES

DIVISION	POSITION TITLE	CLASS TYPE	2019	2020	2021	2022	2023
<i>ADMINISTRATIVE</i>							
	MANAGER, FACILITIES MAINTENANCE	E9	1.00	1.00	1.00	1.00	1.00
	FACILITIES PROJECT ENGINEER	E9	1.00	1.00	1.00	1.00	0.00
	FACILITIES PROJECT MANAGER	E7	0.00	0.00	0.00	0.00	1.00
AREA TOTAL			2.00	2.00	2.00	2.00	2.00
<i>COURTHOUSE/KCDC/KCC/KCAB/PRETRIAL/MOLINARO</i>							
	CHIEF BLDG MAINTENANCE	NE8	2.00	2.00	2.00	2.00	2.00
	CHIEF BLDG MAINTENANCE/SECURITY COOR	NE9	1.00	1.00	1.00	1.00	1.00
	SPECIAL PROJECTS COORDINATOR	NE9	1.00	1.00	1.00	1.00	1.00
	ELECTRICIAN/MAINTENANCE SPECIALIST	NE11	1.00	1.00	1.00	1.00	1.00
	HVAC/MAINTENANCE SPECIALIST	NE11	1.00	1.00	1.00	1.00	1.00
	MASTER PLUMBER	NE10	1.00	1.00	0.00	0.00	0.00
	RELIEF CUSTODIAN	NE5	3.00	3.00	4.00	4.00	4.00
	CUSTODIAN	NE3	6.00	6.00	6.00	7.00	7.00
AREA TOTAL			16.00	16.00	16.00	17.00	17.00
<i>PUBLIC SAFETY BUILDING</i>							
	CHIEF BLDG MAINTENANCE	NE8	1.00	1.00	1.00	1.00	1.00
	RELIEF CUSTODIAN	NE5	1.00	1.00	1.00	1.00	1.00
	CUSTODIAN	NE3	7.00	7.00	7.00	7.00	7.00
AREA TOTAL			9.00	9.00	9.00	9.00	9.00
<i>HUMAN SERVICES</i>							
	CHIEF BLDG MAINTENANCE	NE8	1.00	1.00	1.00	1.00	1.00
	CUSTODIAN	NE3	3.00	3.00	3.00	3.00	3.00
AREA TOTAL			4.00	4.00	4.00	4.00	4.00
DIVISION TOTAL			31.00	31.00	31.00	32.00	32.00



County of Kenosha Division of Facilities



DEPT/DIV: PUBLIC WORKS & DEVELOPMENT SERVICES - FACILITIES

	(1) 2021 Actual	(2) 2022 Adopted Budget	(3) 2022 Budget Adopted & Modified 6/30	(4) 2022 Actual as of 6/30	(5) 2022 Projected at 12/31	(6) Executive Proposed Budget	(7) Finance and Admin Comm/ Cty Board Adj.	(8) 2023 Proposed Operating and Capital Budget
Personnel	1,398,753	1,540,711	1,540,711	712,780	1,512,430	1,616,267	(651)	1,615,616
Contractual	1,469,421	1,430,250	1,430,250	490,312	1,407,250	1,392,750	0	1,392,750
Supplies	260,680	286,800	286,800	100,888	270,759	271,150	0	271,150
Fixed Charges	108,848	123,243	123,243	130,093	130,093	145,596	0	145,596
Outlay	2,080,908	3,683,000	6,944,566	1,141,935	3,470,000	4,177,000	0	4,177,000
Cost Allocation	73,457	0	0	0	0	0	0	0
Total Expenses for Reporting Unit	5,392,067	7,064,004	10,325,570	2,576,008	6,790,532	7,602,763	(651)	7,602,112
Total Revenue for Reporting Unit	(2,655,203)	(3,713,000)	(6,974,566)	(24,459)	(2,927,246)	(4,222,000)	0	(4,222,000)
Total Levy for Reporting Unit	2,736,864	3,351,004	3,351,004	2,551,550	3,863,286	3,380,763	(651)	3,380,112

DEPT/DIV: PUBLIC WORKS & DEVELOPMENT SERVICES - FACILITIES

REPORTING UNIT: FACILITIES

FUND: 100 DIVISION - SUBDIVISION #: 790-7920

		(1)	(2)	(3)	(4)	(5)	(6)	(7)	(8)
		2021	2022	2022 Budget	2022	2022	Executive	Finance and	2023 Proposed
		Actual	Adopted	Adopted &	Actual	Projected	Proposed	Admin Comm/	Operating and
Account Description:	Account		Budget	Modified 6/30	as of 6/30	at 12/31	Budget	Cty Board Adj.	Capital Budget
SALARIES	511100	928,062	1,005,969	1,005,969	472,068	1,000,000	1,030,616	(651)	1,029,965
SALARIES-OVERTIME	511200	28,304	40,000	40,000	11,464	30,000	30,000	0	30,000
SALARIES-TEMPORARY	511500	0	30,000	30,000	0	25,000	35,000	0	35,000
FICA	515100	70,402	82,312	82,312	35,208	75,000	84,962	0	84,962
RETIREMENT	515200	55,516	68,638	68,638	31,380	68,638	73,332	0	73,332
MEDICAL INSURANCE	515400	297,816	288,744	288,744	149,948	288,744	317,324	0	317,324
LIFE INSURANCE	515500	781	3,642	3,642	2,381	3,642	4,179	0	4,179
WORKERS COMPENSATION	515600	1,593	1,506	1,506	1,506	1,506	20,154	0	20,154
INTERDEPT PERSONNEL CHARGES	519990	16,278	19,900	19,900	8,826	19,900	20,700	0	20,700
Appropriations Unit: Personnel		1,398,753	1,540,711	1,540,711	712,780	1,512,430	1,616,267	(651)	1,615,616
UTILITIES	522200	930,569	925,000	925,000	358,437	925,000	925,000	0	925,000
TELECOMMUNICATIONS	522500	82,298	80,000	80,000	27,922	80,000	80,000	0	80,000
PAGER SERVICE	522510	0	250	250	0	250	250	0	250
GROUNDS IMPROVEMENT	524500	0	5,000	5,000	0	2,000	2,500	0	2,500
BLDG/EQUIP. MAINTENANCE	524600	398,847	340,000	340,000	80,264	330,000	320,000	0	320,000
MISC CONTRACTUAL SERVICES	529900	48,550	75,000	75,000	22,369	60,000	55,000	0	55,000
Appropriations Unit: Contractual		1,460,265	1,425,250	1,425,250	488,992	1,397,250	1,382,750	0	1,382,750
MACHY/EQUIP>\$100<\$5000	530050	8,091	11,700	11,700	2,582	11,700	13,300	0	13,300
OFFICE SUPPLIES	531200	232	1,500	1,500	209	1,000	1,250	0	1,250
MILEAGE & TRAVEL	533900	0	100	100	0	50	100	0	100
INMATE CLOTHING	534600	0	0	0	9	9	0	0	0
MOTOR VEHICLES PARTS	535200	0	0	0	0	0	0	0	0
BLDG. MAINTENANCE/SUPPLIES	535600	250,994	270,000	270,000	96,888	255,000	250,000	0	250,000
SHOP TOOLS	536200	199	1,500	1,500	421	1,000	1,500	0	1,500
MISCELLANEOUS SUPPLIES	539150	(240)	0	0	0	0	0	0	0
STAFF DEVELOPMENT	543340	1,405	2,000	2,000	779	2,000	5,000	0	5,000
Appropriations Unit: Supplies		260,680	286,800	286,800	100,888	270,759	271,150	0	271,150
PROPERTY INSURANCE	551100	82,714	91,000	91,000	97,141	97,141	108,500	0	108,500
PUBLIC LIABILITY INSURANCE	551300	20,538	26,479	26,479	26,479	26,479	29,796	0	29,796
BOILER INSURANCE	551500	5,596	5,764	5,764	6,473	6,473	7,300	0	7,300

Appropriations Unit:	Fixed Charges	108,848	123,243	123,243	130,093	130,093	145,596	0	145,596
Total Expense for Reporting Unit		3,228,545	3,376,004	3,376,004	1,432,753	3,310,532	3,415,763	(651)	3,415,112

REPORTING UNIT:	FACILITIES - CIVIC CENTER - ACQUISITION & PARKING EXPANSION								
FUND: 411	DIVISION - SUBDIVISION #: 790-7922								

		(1)	(2)	(3)	(4)	(5)	(6)	(7)	(8)
		2021	2022	2022 Budget	2022	2022	Executive	Finance and	2023 Proposed
		Actual	Adopted	Adopted &	Actual	Projected	Proposed	Admin Comm/	Operating and
Account Description:	Account		Budget	Modified 6/30	as of 6/30	at 12/31	Budget	Cty Board Adj.	Capital Budget
UTILITIES	522200	9,157	5,000	5,000	1,320	10,000	10,000	0	10,000
Appropriations Unit: Contractual		9,157	5,000	5,000	1,320	10,000	10,000	0	10,000
Total Expense for Reporting Unit		9,157	5,000	5,000	1,320	10,000	10,000	0	10,000

REPORTING UNIT:	FACILITIES - CAPITAL								
FUND: 411	DIVISION - SUBDIVISION #: 790-7925								

		(1)	(2)	(3)	(4)	(5)	(6)	(7)	(8)
		2021	2022	2022 Budget	2022	2022	Executive	Finance and	2023 Proposed
		Actual	Adopted	Adopted &	Actual	Projected	Proposed	Admin Comm/	Operating and
Account Description:	Account		Budget	Modified 6/30	as of 6/30	at 12/31	Budget	Cty Board Adj.	Capital Budget
MACHINERY/EQUIPMENT>\$5000	580050	108,510	0	13,490	0	0	40,000	0	40,000
MOTORIZED VEHICLES>\$5000	581390	0	0	0	0	0	35,000	0	35,000
LAND IMPROVEMENTS	582100	0	50,000	50,000	0	20,000	115,000	0	115,000
BUILDING IMPROVEMENTS	582200	1,493,558	3,633,000	6,695,399	1,117,492	3,400,000	3,737,000	0	3,737,000
PURCH/PLAN/DESIGN/CONSTRUCT	582250	478,840	0	185,677	24,443	50,000	250,000	0	250,000
Appropriations Unit: Outlay		2,080,908	3,683,000	6,944,566	1,141,935	3,470,000	4,177,000	0	4,177,000
OPERATING TRANSFER OUT	599991	73,457	0	0	0	0	0	0	0
Appropriations Unit: Cost Allocation		73,457	0	0	0	0	0	0	0
Total Expense for Reporting Unit		2,154,365	3,683,000	6,944,566	1,141,935	3,470,000	4,177,000	0	4,177,000

REPORTING UNIT:	REVENUE: FACILITIES
FUND: 100	DIVISION - SUBDIVISION #: 790-7920

Account Description:	Account	(1) 2021 Actual	(2) 2022 Adopted Budget	(3) 2022 Budget Adopted & Modified 6/30	(4) 2022 Actual as of 6/30	(5) 2022 Projected at 12/31	(6) Executive Proposed Budget	(7) Finance and Admin Comm/ Cty Board Adj.	(8) 2023 Proposed Operating and Capital Budget
REIMBURSEMENT FOR DAMAGES	446070	4,223	0	0	0	0	0	0	0
PARKING SPACE LEASE	446455	5,692	20,000	20,000	3,143	9,246	15,000	0	15,000
Appropriations Unit: Revenue		9,916	20,000	20,000	3,143	9,246	15,000	0	15,000
Total Funding for Reporting Unit		9,916	20,000	20,000	3,143	9,246	15,000	0	15,000

REPORTING UNIT:	REVENUE: FACILITIES - CIVIC CENTER - ACQUISITION & PARKING EXPANSION
FUND: 411	DIVISION - SUBDIVISION #: 790-7922

Account Description:	Account	(1) 2021 Actual	(2) 2022 Adopted Budget	(3) 2022 Budget Adopted & Modified 6/30	(4) 2022 Actual as of 6/30	(5) 2022 Projected at 12/31	(6) Executive Proposed Budget	(7) Finance and Admin Comm/ Cty Board Adj.	(8) 2023 Proposed Operating and Capital Budget
RENTAL INCOME	448550	42,287	10,000	10,000	21,316	35,000	30,000	0	30,000
Appropriations Unit: Revenue		42,287	10,000	10,000	21,316	35,000	30,000	0	30,000
Total Funding for Reporting Unit		42,287	10,000	10,000	21,316	35,000	30,000	0	30,000

REPORTING UNIT:	REVENUE: FACILITIES - CAPITAL
FUND: 411	DIVISION - SUBDIVISION #: 790-7925

Account Description:	Account	(1) 2021 Actual	(2) 2022 Adopted Budget	(3) 2022 Budget Adopted & Modified 6/30	(4) 2022 Actual as of 6/30	(5) 2022 Projected at 12/31	(6) Executive Proposed Budget	(7) Finance and Admin Comm/ Cty Board Adj.	(8) 2023 Proposed Operating and Capital Budget
BONDING	440000	2,603,000	3,683,000	3,683,000	0	2,883,000	4,077,000	0	4,077,000
ARPA FEDERAL GRANT	443293	0	0	0	0	0	100,000	0	100,000
DONATIONS	448560	0	0	200,000	0	0	0	0	0
CARRYOVER	449980	0	0	3,061,566	0	0	0	0	0
Appropriations Unit: Revenue		2,603,000	3,683,000	6,944,566	0	2,883,000	4,177,000	0	4,177,000

Total Funding for Reporting Unit	2,603,000	3,683,000	6,944,566	0	2,883,000	4,177,000	0	4,177,000
<hr/>								
Total Expenses for Reporting Unit	5,392,067	7,064,004	10,325,570	2,576,008	6,790,532	7,602,763	(651)	7,602,112
Total Revenue for Reporting Unit	(2,655,203)	(3,713,000)	(6,974,566)	(24,459)	(2,927,246)	(4,222,000)	0	(4,222,000)
Total Levy for Reporting Unit								
		3,351,004			3,863,286	3,380,763	(651)	3,380,112

DEPT/DIV: PUBLIC WORKS & DEVELOPMENT SERVICES - FACILITIES - SAFETY BUILDING

	(1) 2021 Actual	(2) 2022 Adopted Budget	(3) 2022 Budget Adopted & Modified 6/30	(4) 2022 Actual as of 6/30	(5) 2022 Projected at 12/31	(6) Executive Proposed Budget	(7) Finance and Admin Comm/ Cty Board Adj.	(8) 2023 Proposed Operating and Capital Budget
Personnel	595,816	706,941	706,941	272,121	685,635	681,614	0	681,614
Contractual	695,239	828,000	828,000	442,074	818,846	802,000	0	802,000
Supplies	104,508	100,500	100,500	43,881	101,186	103,000	0	103,000
Fixed Charges	46,979	52,987	52,987	53,738	53,738	61,300	0	61,300
Outlay	1,076,616	133,000	500,435	26,466	130,000	260,000	0	260,000
Total Expenses for Reporting Unit	2,519,157	1,821,428	2,188,863	838,280	1,789,405	1,907,914	0	1,907,914
Total Revenue for Reporting Unit	(1,394,688)	(1,340,755)	(1,708,190)	(500,659)	(1,320,755)	(1,490,619)	0	(1,490,619)
Total Levy for Reporting Unit	1,124,470	480,673	480,673	337,620	468,650	417,295	0	417,295

DEPT/DIV: PUBLIC WORKS & DEVELOPMENT SERVICES - FACILITIES - SAFETY BUILDING

REPORTING UNIT: FACILITIES - SAFETY BUILDING

FUND: 100 DIVISION - SUBDIVISION #: 790-7930

		(1)	(2)	(3)	(4)	(5)	(6)	(7)	(8)
		2021	2022	2022 Budget	2022	2022	Executive	Finance and	2023 Proposed
		Actual	Adopted	Adopted &	Actual	Projected	Proposed	Admin Comm/	Operating and
Account Description:	Account		Budget	Modified 6/30	as of 6/30	at 12/31	Budget	Cty Board Adj.	Capital Budget
SALARIES	511100	365,605	445,681	445,681	166,891	440,000	423,809	0	423,809
SALARIES-OVERTIME	511200	9,562	20,000	20,000	2,644	10,000	15,000	0	15,000
FICA	515100	26,973	35,625	35,625	11,928	30,000	33,570	0	33,570
RETIREMENT	515200	34,178	30,270	30,270	11,020	30,270	29,839	0	29,839
MEDICAL INSURANCE	515400	135,672	154,336	154,336	63,953	154,336	160,146	0	160,146
LIFE INSURANCE	515500	4,191	1,126	1,126	500	1,126	1,146	0	1,146
WORKERS COMPENSATION	515600	12,059	11,403	11,403	11,403	11,403	9,204	0	9,204
INTERDEPT PERSONNEL CHARGES	519990	7,575	8,500	8,500	3,783	8,500	8,900	0	8,900
Appropriations Unit: Personnel		595,816	706,941	706,941	272,121	685,635	681,614	0	681,614
UTILITIES	522200	409,058	540,000	540,000	323,090	540,000	525,000	0	525,000
TELECOMMUNICATIONS	522500	27,991	48,000	48,000	8,637	35,000	30,000	0	30,000
REFUSE PICK-UP	522900	31,147	30,000	30,000	19,438	32,000	32,000	0	32,000
BLDG/EQUIP. MAINTENANCE	524600	180,700	165,000	165,000	61,980	165,000	170,000	0	170,000
MISC CONTRACTUAL SERVICES	529900	10,060	5,000	5,000	11,653	11,653	5,000	0	5,000
Appropriations Unit: Contractual		658,956	788,000	788,000	424,798	783,653	762,000	0	762,000
MACHY/EQUIP>\$100<\$5000	530050	0	0	0	0	0	2,500	0	2,500
PLUMBING & ELECT. SUPPLIES	535500	0	0	0	1,036	1,036	0	0	0
BLDG. MAINTENANCE/SUPPLIES	535600	104,508	100,000	100,000	42,845	100,000	100,000	0	100,000
SHOP TOOLS	536200	0	500	500	0	150	500	0	500
Appropriations Unit: Supplies		104,508	100,500	100,500	43,881	101,186	103,000	0	103,000
PROPERTY INSURANCE	551100	36,251	39,900	39,900	40,288	40,288	47,500	0	47,500
PUBLIC LIABILITY INSURANCE	551300	7,858	10,131	10,131	10,131	10,131	11,400	0	11,400
BOILER INSURANCE	551500	2,870	2,956	2,956	3,319	3,319	2,400	0	2,400
Appropriations Unit: Fixed Charges		46,979	52,987	52,987	53,738	53,738	61,300	0	61,300
Total Expense for Reporting Unit		1,406,258	1,648,428	1,648,428	794,538	1,624,212	1,607,914	0	1,607,914

REPORTING UNIT:	FACILITIES - SAFETY BUILDING - EMERGENCY 9-1-1
FUND: 100	DIVISION - SUBDIVISION #: 790-7931

Account Description:	Account	(1) 2021 Actual	(2) 2022 Adopted Budget	(3) 2022 Budget Adopted & Modified 6/30	(4) 2022 Actual as of 6/30	(5) 2022 Projected at 12/31	(6) Executive Proposed Budget	(7) Finance and Admin Comm/ Cty Board Adj.	(8) 2023 Proposed Operating and Capital Budget
TELECOMMUNICATIONS	522500	0	0	0	193	193	0	0	0
MISC CONTRACTUAL SERVICES	529900	36,283	40,000	40,000	17,083	35,000	40,000	0	40,000
Appropriations Unit: Contractual		36,283	40,000	40,000	17,276	35,193	40,000	0	40,000
Total Expense for Reporting Unit		36,283	40,000	40,000	17,276	35,193	40,000	0	40,000

REPORTING UNIT:	FACILITIES - SAFETY BUILDING - CAPITAL
FUND: 411	DIVISION - SUBDIVISION #: 790-7935

Account Description:	Account	(1) 2021 Actual	(2) 2022 Adopted Budget	(3) 2022 Budget Adopted & Modified 6/30	(4) 2022 Actual as of 6/30	(5) 2022 Projected at 12/31	(6) Executive Proposed Budget	(7) Finance and Admin Comm/ Cty Board Adj.	(8) 2023 Proposed Operating and Capital Budget
BUILDING IMPROVEMENTS	582200	1,076,616	133,000	500,435	26,466	130,000	260,000	0	260,000
Appropriations Unit: Outlay		1,076,616	133,000	500,435	26,466	130,000	260,000	0	260,000
Total Expense for Reporting Unit		1,076,616	133,000	500,435	26,466	130,000	260,000	0	260,000

REPORTING UNIT:	REVENUE: FACILITIES - SAFETY BUILDING
FUND: 100	DIVISION - SUBDIVISION #: 790-7930

Account Description:	Account	(1) 2021 Actual	(2) 2022 Adopted Budget	(3) 2022 Budget Adopted & Modified 6/30	(4) 2022 Actual as of 6/30	(5) 2022 Projected at 12/31	(6) Executive Proposed Budget	(7) Finance and Admin Comm/ Cty Board Adj.	(8) 2023 Proposed Operating and Capital Budget
JAIL TRAFFIC FINES	445030	203,342	230,000	230,000	88,975	210,000	225,000	0	225,000
SAFETY BUILDING MAINTENANCE	445860	890,346	977,755	977,755	411,685	977,755	1,005,619	0	1,005,619
Appropriations Unit: Revenue		1,093,688	1,207,755	1,207,755	500,659	1,187,755	1,230,619	0	1,230,619
Total Funding for Reporting Unit		1,093,688	1,207,755	1,207,755	500,659	1,187,755	1,230,619	0	1,230,619

REPORTING UNIT:	REVENUE: FACILITIES - SAFETY BUILDING - CAPITAL
FUND: 411	DIVISION - SUBDIVISION #: 790-7935

		(1)	(2)	(3)	(4)	(5)	(6)	(7)	(8)
		2021	2022	2022 Budget	2022	2022	Executive	Finance and	2023 Proposed
Account Description:	Account	Actual	Adopted	Adopted &	Actual	Projected	Proposed	Admin Comm/	Operating and
			Budget	Modified 6/30	as of 6/30	at 12/31	Budget	Cty Board Adj.	Capital Budget
BONDING	440000	301,000	133,000	133,000	0	133,000	260,000	0	260,000
CARRYOVER	449980	0	0	367,435	0	0	0	0	0
Appropriations Unit: Revenue		301,000	133,000	500,435	0	133,000	260,000	0	260,000
Total Funding for Reporting Unit		301,000	133,000	500,435	0	133,000	260,000	0	260,000

Total Expenses for Reporting Unit	2,519,157	1,821,428	2,188,863	838,280	1,789,405	1,907,914	0	1,907,914
Total Revenue for Reporting Unit	(1,394,688)	(1,340,755)	(1,708,190)	(500,659)	(1,320,755)	(1,490,619)	0	(1,490,619)
Total Levy for Reporting Unit		480,673			468,650	417,295	0	417,295

DEPT/DIV: PUBLIC WORKS & DEVELOPMENT SERVICES - FAC. - HUMAN SERVICES BLDG

	(1) 2021 Actual	(2) 2022 Adopted Budget	(3) 2022 Budget Adopted & Modified 6/30	(4) 2022 Actual as of 6/30	(5) 2022 Projected at 12/31	(6) 2023 Proposed Operating and Capital Budget
Personnel	272,890	280,345	280,345	150,427	277,456	278,157
Contractual	320,752	389,000	389,000	143,535	360,000	359,000
Supplies	37,981	51,300	51,300	14,493	46,300	55,000
Fixed Charges	18,021	19,800	19,800	20,043	20,043	22,400
Outlay	59,305	958,000	1,078,278	115,018	530,018	50,000
Cost Allocation	(645,502)	(740,445)	(740,445)	(170,598)	(703,799)	(714,557)
Total Expenses for Reporting Unit	63,447	958,000	1,078,278	272,918	530,018	50,000
Total Revenue for Reporting Unit	(55,000)	(958,000)	(1,078,278)	0	(158,000)	(50,000)
Total Levy for Reporting Unit	8,447	0			372,018	0

DEPT/DIV: PUBLIC WORKS & DEVELOPMENT SERVICES - FAC. - HUMAN SERVICES BLDG

REPORTING UNIT: FACILITIES - HUMAN SERVICES BUILDING

FUND: 202 DIVISION - SUBDIVISION #: 790-7940

		(1)	(2)	(3)	(4)	(5)	(6)
		2021	2022	2022 Budget	2022	2022	2023 Proposed
Account Description:	Account	Actual	Adopted Budget	Adopted & Modified 6/30	Actual as of 6/30	Projected at 12/31	Operating and Capital Budget
SALARIES	511100	175,940	185,973	185,973	100,203	182,000	189,696
SALARIES-OVERTIME	511200	10,532	9,000	9,000	6,595	11,000	12,000
FICA	515100	13,607	14,916	14,916	7,808	14,000	15,430
RETIREMENT	515200	12,567	12,673	12,673	6,942	12,673	13,716
MEDICAL INSURANCE	515400	59,802	57,240	57,240	28,620	57,240	47,110
LIFE INSURANCE	515500	441	543	543	260	543	205
Appropriations Unit: Personnel		272,890	280,345	280,345	150,427	277,456	278,157
UTILITIES	522200	201,154	250,000	250,000	93,971	225,000	225,000
TELECOMMUNICATIONS	522500	79,452	90,000	90,000	25,776	85,000	85,000
REFUSE PICK-UP	522900	7,693	9,000	9,000	6,641	10,000	9,000
BLDG/EQUIP. MAINTENANCE	524600	32,453	40,000	40,000	17,147	40,000	40,000
Appropriations Unit: Contractual		320,752	389,000	389,000	143,535	360,000	359,000
MACHY/EQUIP>\$100<\$5000	530050	1,951	1,300	1,300	920	1,300	5,000
OTHER OPERATING SUPPLIES	534900	0	0	0	0	0	0
BLDG. MAINTENANCE/SUPPLIES	535600	35,995	50,000	50,000	13,573	45,000	50,000
STAFF DEVELOPMENT	543340	35	0	0	0	0	0
Appropriations Unit: Supplies		37,981	51,300	51,300	14,493	46,300	55,000
PROPERTY INSURANCE	551100	18,021	19,800	19,800	20,043	20,043	22,400
Appropriations Unit: Fixed Charges		18,021	19,800	19,800	20,043	20,043	22,400
INTERDEPARTMENTAL CHARGES	591000	(645,502)	(740,445)	(740,445)	(170,598)	(703,799)	(714,557)
Appropriations Unit: Cost Allocation		(645,502)	(740,445)	(740,445)	(170,598)	(703,799)	(714,557)
Total Expense for Reporting Unit		4,142	0	0	157,900	0	0

REPORTING UNIT:	FACILITIES - HUMAN SERVICES BUILDING - CAPITAL
FUND: 204	DIVISION - SUBDIVISION #: 790-7945

		(1)	(2)	(3)	(4)	(5)	(6)
		2021	2022	2022 Budget	2022	2022	2023 Proposed
Account Description:	Account	Actual	Adopted Budget	Adopted & Modified 6/30	Actual as of 6/30	Projected at 12/31	Operating and Capital Budget
LAND IMPROVEMENTS	582100	0	115,000	115,000	115,018	115,018	0
BUILDING IMPROVEMENTS	582200	59,305	843,000	963,278	0	415,000	50,000
Appropriations Unit: Outlay		59,305	958,000	1,078,278	115,018	530,018	50,000
Total Expense for Reporting Unit		59,305	958,000	1,078,278	115,018	530,018	50,000

REPORTING UNIT:	REVENUE: FACILITIES - HUMAN SERVICES BUILDING - CAPITAL
FUND: 204	DIVISION - SUBDIVISION #: 790-7945

		(1)	(2)	(3)	(4)	(5)	(6)
		2021	2022	2022 Budget	2022	2022	2023 Proposed
Account Description:	Account	Actual	Adopted Budget	Adopted & Modified 6/30	Actual as of 6/30	Projected at 12/31	Operating and Capital Budget
BONDING	440000	0	958,000	958,000	0	158,000	50,000
CARRYOVER	449980	0	0	120,278	0	0	0
OPERATING TRANSFER IN	449991	55,000	0	0	0	0	0
Appropriations Unit: Revenue		55,000	958,000	1,078,278	0	158,000	50,000
Total Funding for Reporting Unit		55,000	958,000	1,078,278	0	158,000	50,000

Total Expenses for Reporting Unit	63,447	958,000	1,078,278	272,918	530,018	50,000
Total Revenue for Reporting Unit	(55,000)	(958,000)	(1,078,278)	0	(158,000)	(50,000)
Total Levy for Reporting Unit	8,447	0			372,018	0

This page left blank intentionally

DIVISION OF GOLF

MISSION STATEMENT

It is the mission of the Kenosha County Golf Division to continually strive for improvement in all golf course operations, minimize operating costs, provide a quality golfing experience and enhance the life quality for our citizens by pursuing the following ideals:

- **Golf as Bridge to Environmental Awareness:** Golf permits people of all ages to play in beautiful outdoor settings, something our fast-paced, technology-centered society has drifted from. Golf can assist in reconnecting us to, and raise our awareness of, our environment.
- **Golf as Life-Long Recreation:** Golf is one of a limited set of activities that can provide both mental and physical benefits from early youth, well into our senior years - enhancing mental/physical condition and overall quality of life.
- **Public/Private Cooperation:** To enhance our local golf economy, we must do our part to promote Kenosha's reputation as a regional golf destination. We will work to encourage golfers from outside our immediate community to sample the many diverse, high-quality and affordable courses Kenosha County is home to.
- **Make Golf Accessible:** With 63 holes and 2 separate facilities - we have the resources for everyone to enjoy golf – from the “first-timer” to the seasoned player. There is community value in providing a full-range of golf opportunities, not only courses that challenge seasoned players, but welcoming and unintimidating options for beginners as well.
- **Youth Participation:** We continue to form partnerships with schools/colleges and community recreational organizations to expose and encourage youth to add golf to their recreation options.

Kenosha County's Golf Course Division is a customer-centered entity, pursuing continuous process improvement in all golf operations, a visible representation of the quality, efficiency, and creativity our community has to offer.

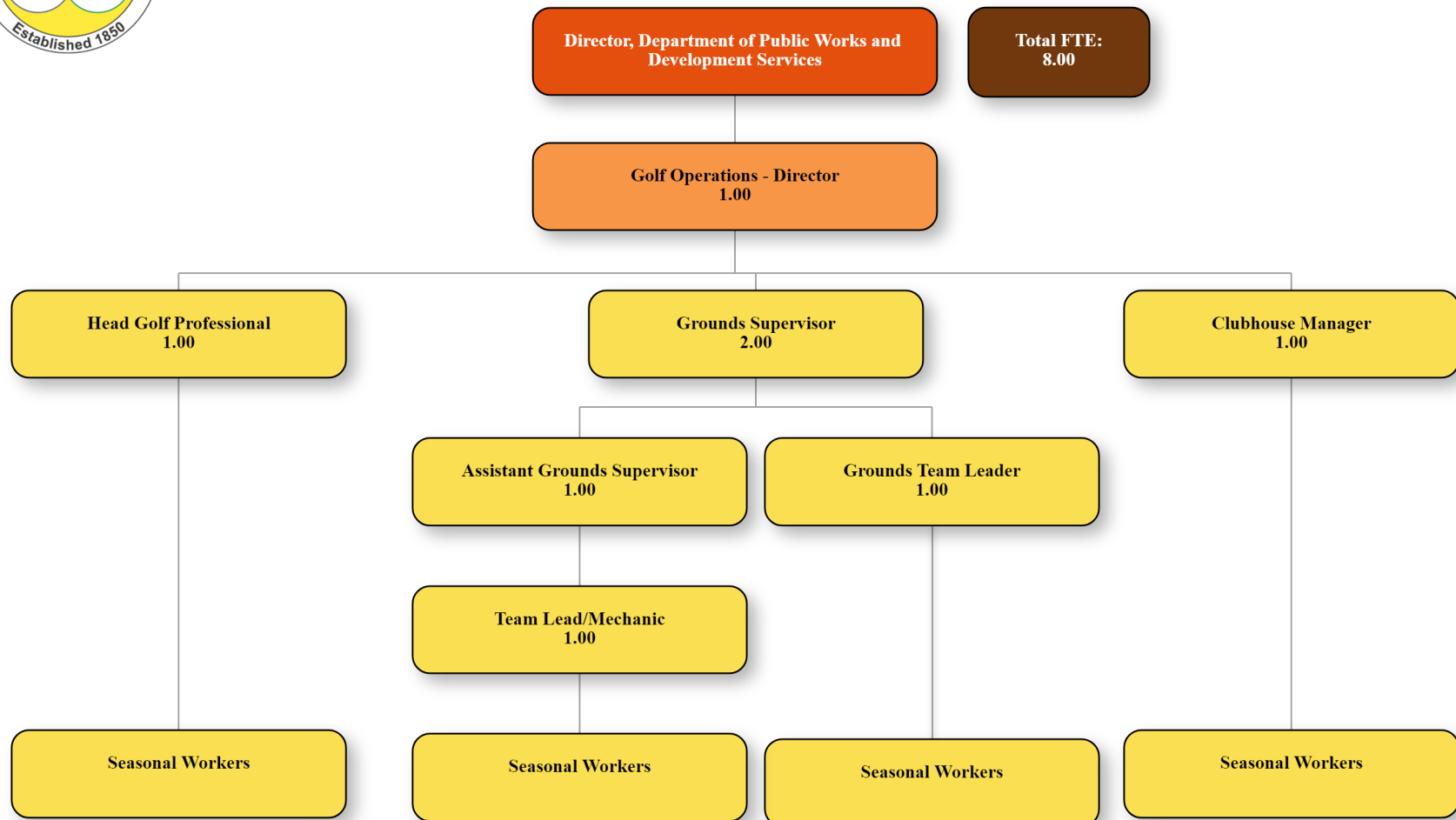
PUBLIC WORKS & DEVELOPMENT SVS - GOLF

DIVISION	POSITION TITLE	CLASS TYPE	2019	2020	2021	2022	2023
<i>ADMINISTRATIVE</i>							
	GOLF OPERATIONS DIRECTOR	E11	1.00	1.00	1.00	1.00	1.00
AREA TOTAL			1.00	1.00	1.00	1.00	1.00
<i>GOLF</i>							
	GROUNDS SUPERVISOR - BRIGHTON DALE	E6	1.00	1.00	1.00	1.00	1.00
	GROUNDS SUPERVISOR - PETR. SPRINGS	E5	1.00	1.00	1.00	1.00	1.00
	ASSISTANT GROUNDS SUPERVISOR	E2	1.00	1.00	1.00	1.00	1.00
	HEAD GOLF PROFESSIONAL	E2	1.00	1.00	1.00	1.00	1.00
	GOLF CLUBHOUSE MANAGER	E1	1.00	1.00	1.00	1.00	1.00
AREA TOTAL			5.00	5.00	5.00	5.00	5.00
<i>MAINTENANCE</i>							
	TEAM LEAD/MECHANIC - BRIGHTON DALE	E1	0.00	0.00	0.00	0.00	1.00
	GROUNDS TEAM LEADER - PETR. SPRINGS	E1	1.00	1.00	1.00	1.00	1.00
AREA TOTAL			1.00	1.00	1.00	1.00	2.00
<i>SEASONAL</i>							
	ASSISTANT CLUBHOUSE MGR/GOLF PROF.*	SEASONAL	4.21	0.00	0.00	0.00	0.00
	STARTER/RANGER*	SEASONAL	4.79	0.00	0.00	0.00	0.00
	COUNTER CLERK*	SEASONAL	7.66	0.00	0.00	0.00	0.00
	GOLF MAINTENANCE*	SEASONAL	14.85	0.00	0.00	0.00	0.00
AREA TOTAL			31.51	0.00	0.00	0.00	0.00
DIVISION TOTAL			38.51	7.00	7.00	7.00	8.00

* Seasonal, Temporary, and/or Intern employees are no longer be reflected as an FTE count within the Division's budget, effective as of the 2020 budget year. Costs of these positions are entered as a total sum amount in the appropriate main account.



County of Kenosha Division of Golf



DEPT/DIV: PUBLIC WORKS & DEVELOPMENT SERVICES - GOLF

	(1)	(2)	(3)	(4)	(5)	(6)
	2021	2022	2022 Budget	2022	2022	2023 Proposed
	Actual	Adopted	Adopted &	Actual	Projected	Operating and
		Budget	Modified 6/30	as of 6/30	at 12/31	Capital Budget
Personnel	1,762,566	1,756,050	1,756,050	657,163	1,756,050	1,874,492
Contractual	347,321	267,000	267,000	161,342	331,000	343,500
Supplies	1,083,536	908,600	908,600	733,592	1,159,300	997,450
Fixed Charges	233,643	189,230	189,230	101,999	237,677	196,348
Outlay	687,726	434,000	469,036	152,752	477,000	2,490,000
Cost Allocation	(98,627)	0	0	0	0	0
Total Expenses for Reporting Unit	4,016,165	3,554,880	3,589,916	1,806,848	3,961,027	5,901,790
Total Revenue for Reporting Unit	(4,417,560)	(3,554,880)	(3,589,916)	(1,774,545)	(4,478,397)	(5,901,790)
Total Levy for Reporting Unit	(401,395)	0			(517,370)	0

DEPT/DIV: PUBLIC WORKS & DEVELOPMENT SERVICES - GOLF

REPORTING UNIT: GOLF

FUND: 640 DIVISION - SUBDIVISION #: 730-7300

Account Description:	Account	(1)	(2)	(3)	(4)	(5)	(6)
		2021 Actual	2022 Adopted Budget	2022 Budget Adopted & Modified 6/30	2022 Actual as of 6/30	2022 Projected at 12/31	2023 Proposed Operating and Capital Budget
SALARIES	511100	479,634	492,192	492,192	218,324	492,192	555,713
SALARIES-TEMPORARY	511500	791,906	750,000	750,000	245,241	750,000	768,000
FICA	515100	95,495	95,028	95,028	34,495	95,028	103,711
RETIREMENT	515200	63,560	79,753	79,753	23,497	79,753	92,189
MEDICAL INSURANCE	515400	170,560	163,240	163,240	77,380	163,240	175,560
LIFE INSURANCE	515500	1,792	1,121	1,121	912	1,121	1,026
WORKERS COMPENSATION	515600	33,752	31,916	31,916	31,916	31,916	35,293
UNEMPLOYMENT COMPENSATION	515800	72,910	90,000	90,000	0	90,000	90,000
INTERDEPT PERSONNEL CHARGES	519990	52,958	52,800	52,800	25,400	52,800	53,000
Appropriations Unit: Personnel		1,762,566	1,756,050	1,756,050	657,163	1,756,050	1,874,492
DATA PROCESSING COSTS	521400	82,119	65,000	65,000	23,338	80,000	70,000
UTILITIES	522200	92,894	82,000	82,000	35,792	90,000	95,000
TELECOMMUNICATIONS	522500	11,601	10,000	10,000	4,354	11,000	11,000
OFFICE MACHINES	524200	0	0	0	0	0	0
BLDG/EQUIP. MAINTENANCE	524600	26,641	15,000	15,000	11,800	20,000	15,000
MISC CONTRACTUAL SERVICES	529900	134,065	95,000	95,000	86,058	130,000	152,500
Appropriations Unit: Contractual		347,321	267,000	267,000	161,342	331,000	343,500
MACHY/EQUIP>\$100<\$5000	530050	6,239	10,000	10,000	3,152	7,000	10,000
POSTAGE	531100	4	250	250	65	100	250
OFFICE SUPPLIES	531200	2,909	3,000	3,000	1,385	3,000	3,000
LICENSES/PERMITS	531920	1,552	1,600	1,600	1,186	1,600	1,600
ADVERTISING	532600	24,285	45,000	45,000	10,284	40,000	45,000
MILEAGE & TRAVEL	533900	0	250	250	0	100	100
CONCESSION STOCK	534310	443,433	325,000	325,000	286,453	475,000	350,000
CONCESSION SUPPLIES	534320	29,555	25,000	25,000	13,353	25,000	25,000
JR. GOLF PROGRAM	534380	26,016	7,000	7,000	0	6,000	7,000
PERS. PROTECTIVE EQUIPMENT	534640	2,699	3,500	3,500	1,122	3,500	3,500
OTHER OPERATING SUPPLIES	534900	338,286	310,000	310,000	308,195	370,000	330,000
GAS/OIL/ETC.	535100	83,015	75,000	75,000	43,585	100,000	95,000
MOTOR VEHICLES PARTS	535200	72,216	55,000	55,000	51,953	80,000	75,000
BLDG. MAINTENANCE/SUPPLIES	535600	49,851	40,000	40,000	11,279	40,000	40,000
SHOP TOOLS	536200	0	0	0	175	0	0
STAFF DEVELOPMENT	543340	3,478	8,000	8,000	1,404	8,000	12,000

Appropriations Unit:	Supplies		1,083,536	908,600	908,600	733,592	1,159,300	997,450
PROPERTY INSURANCE	551100	7,062	7,500	7,500	7,500	7,447	7,447	9,000
PUBLIC LIABILITY INSURANCE	551300	3,824	4,930	4,930	4,930	4,930	4,930	5,548
SECURITIES BONDING	552300	300	300	300	300	300	300	300
EQUIPMENT LEASE/RENTAL	553300	1,377	1,500	1,500	0	5,000		1,500
SALES TAX	559110	221,080	175,000	175,000	89,322	220,000		180,000
Appropriations Unit:	Fixed Charges		233,643	189,230	189,230	101,999	237,677	196,348
FIXED ASSETS ACQUISITIONS CONTRA A	583000	(481,706)	0	0	0	0		0
DEPRECIATION	585000	653,149	0	0	0	0		0
ADJUSTMENT TO FIXED ASSETS	585010	(11,523)	0	0	0	0		0
Appropriations Unit:	Outlay		159,920	0	0	0	0	0
OTHER POST EMPLOYMENT BENEFITS	592000	(4,214)	0	0	0	0		0
GASB 68/71 EXPENSE	593000	(94,413)	0	0	0	0		0
Appropriations Unit:	Cost Allocation		(98,627)	0	0	0	0	0
Total Expense for Reporting Unit		3,488,359	3,120,880	3,120,880	1,654,096	3,484,027		3,411,790

REPORTING UNIT:	GOLF - CAPITAL
FUND: 641	DIVISION - SUBDIVISION #: 730-7390

		(1)	(2)	(3)	(4)	(5)	(6)
		2021	2022	2022 Budget	2022	2022	2023 Proposed
Account Description:	Account	Actual	Adopted Budget	Adopted & Modified 6/30	Actual as of 6/30	Projected at 12/31	Operating and Capital Budget
MACHINERY/EQUIPMENT>\$5000	580050	424,220	434,000	469,036	152,752	462,000	570,000
MOTORIZED VEHICLES>\$5000	581390	44,935	0	0	0	0	0
LAND IMPROVEMENTS	582100	23,601	0	0	0	15,000	1,920,000
BUILDING IMPROVEMENTS	582200	35,050	0	0	0	0	0
Appropriations Unit:	Outlay	527,806	434,000	469,036	152,752	477,000	2,490,000
Total Expense for Reporting Unit		527,806	434,000	469,036	152,752	477,000	2,490,000

REPORTING UNIT:	REVENUE: GOLF
FUND: 640	DIVISION - SUBDIVISION #: 730-7300

		(1)	(2)	(3)	(4)	(5)	(6)
		2021	2022	2022 Budget	2022	2022	2023 Proposed
Account Description:	Account	Actual	Adopted Budget	Adopted & Modified 6/30	Actual as of 6/30	Projected at 12/31	Operating and Capital Budget

REIMBURSEMENT FOR DAMAGES	446070	0	0	0	1,397	1,397	0
CONCESSIONS	446489	805,277	525,000	525,000	309,368	810,000	600,000
GREEN FEES	446490	3,612,284	2,595,880	2,595,880	1,463,780	3,450,000	3,111,790
Appropriations Unit: Revenue		4,417,560	3,120,880	3,120,880	1,774,545	4,261,397	3,711,790
Total Funding for Reporting Unit		4,417,560	3,120,880	3,120,880	1,774,545	4,261,397	3,711,790

REPORTING UNIT:	REVENUE: GOLF - CAPITAL
FUND: 641	DIVISION - SUBDIVISION #: 730-7390

Account Description:	Account	(1) 2021 Actual	(2) 2022 Adopted Budget	(3) 2022 Budget Adopted & Modified 6/30	(4) 2022 Actual as of 6/30	(5) 2022 Projected at 12/31	(6) 2023 Proposed Operating and Capital Budget
BONDING	440000	0	217,000	217,000	0	217,000	0
CARRYOVER	449980	0	0	35,036	0	0	0
RESERVES	449990	0	217,000	217,000	0	0	2,190,000
Appropriations Unit: Revenue		0	434,000	469,036	0	217,000	2,190,000
Total Funding for Reporting Unit		0	434,000	469,036	0	217,000	2,190,000

Total Expenses for Reporting Unit	4,016,165	3,554,880	3,589,916	1,806,848	3,961,027	5,901,790
Total Revenue for Reporting Unit	(4,417,560)	(3,554,880)	(3,589,916)	(1,774,545)	(4,478,397)	(5,901,790)
Total Levy for Reporting Unit	(401,395)	0			(517,370)	0

This page left blank intentionally

DIVISION OF PARKS AND RECREATION

MISSION STATEMENT

The mission of the Kenosha County Parks Division is to provide accessible, diverse venues throughout the County that encourage the pursuit of healthy, recreational and educational outdoor activities while promoting the preservation of our community's natural resources. The Parks Division collaborates with partners to optimize the benefits of developing and maintaining a robust, regionally recognized park system by pursuing the following ideals:

- **Public Parks as Bridge to Conservation Awareness:** Preserving natural resources is central to our purpose. Providing opportunities to see and experience real conservation practices are tools for achieving conservation awareness.
- **Healthy, Outdoor Recreation:** Providing venues that encourage the pursuit of diverse land, air and water-based activities is also critical. Parks enhance a community's quality of life with features that enable citizens of all ages, physical abilities and interests to "go outside and play".
- **Partnerships:** We realize the value of cultivating strong partnerships with varied public and private organizations. Partnering allows us to leverage our resources and develop a park system that the community genuinely feels connected with.
- **Continuous Improvement:** Given the dual realities of limited resources and a desire to practice conservation, it is imperative that we pursue continuous improvement in all Park operations. Identifying and eliminating any "non-value-added" activity in our work processes.
- **Youth Engagement:** We will continue to form partnerships with schools/colleges and community recreational organizations to expose and encourage youth to engage in the full menu of County Park amenities/experiences.

Kenosha County's Parks Division is a customer-centered entity, pursuing continuous process improvement in all park operations – a visible representation of our desire to preserve, experience and enjoy our community's natural resources.

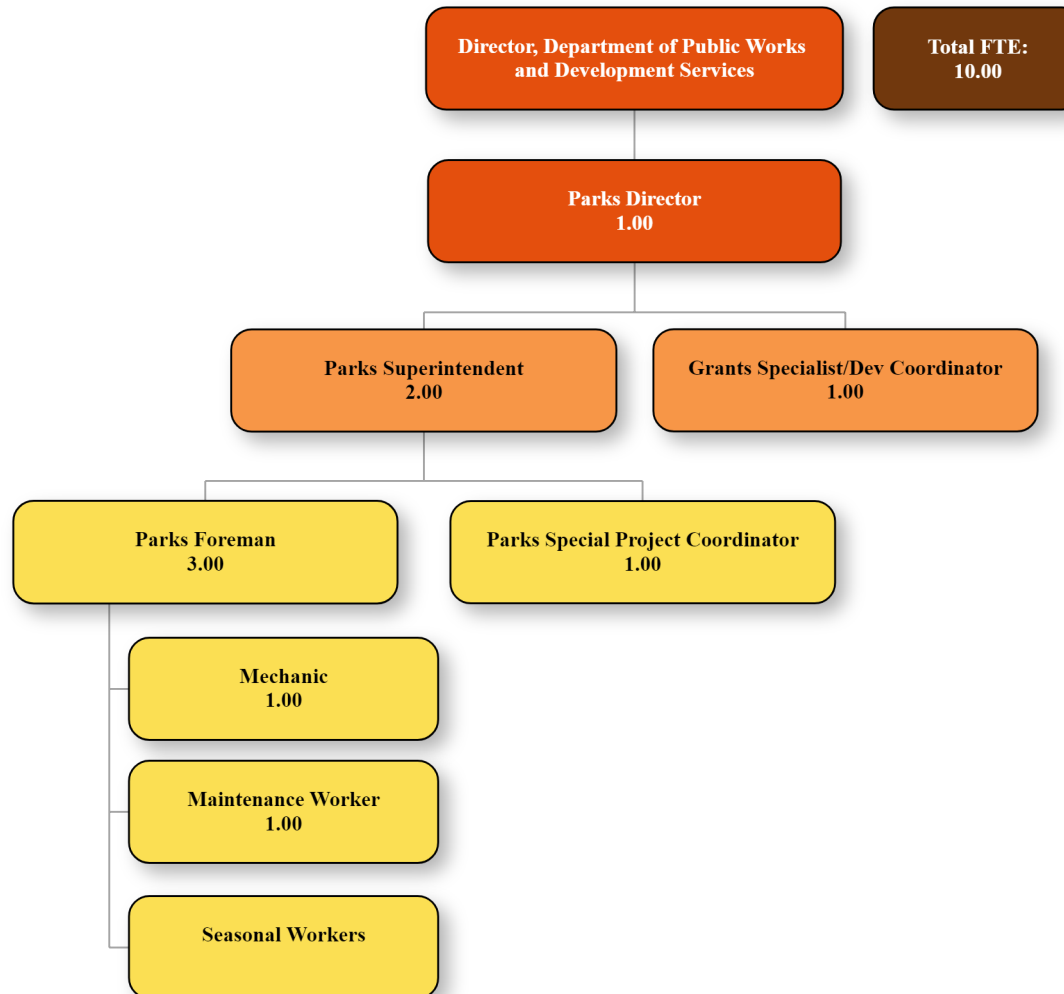
PUBLIC WORKS & DEVELOPMENT SVS - PARKS & RECREATION

DIVISION	POSITION TITLE	CLASS TYPE	2019	2020	2021	2022	2023
<i>ADMINISTRATIVE</i>							
	DIRECTOR, PARKS	E11	1.00	1.00	1.00	1.00	1.00
	PARKS SUPERINTENDENT	E6	2.00	2.00	2.00	2.00	2.00
	PARKS FOREMAN	E2	2.00	2.00	2.00	3.00	3.00
	PARKS SPECIAL PROJ COORDINATOR	NE9	0.00	0.00	0.00	1.00	1.00
	GRANT SPEC/DEV COORDINATOR	NE8	1.00	1.00	1.00	1.00	1.00
AREA TOTAL			6.00	6.00	6.00	8.00	8.00
<i>MAINTENANCE</i>							
	MECHANIC	NE6	1.00	1.00	1.00	1.00	1.00
	MAINTENANCE CREW LEADER	E1	1.00	1.00	1.00	0.00	0.00
	MAINTENANCE WORKER	NE3	0.00	0.00	0.00	0.00	1.00
AREA TOTAL			2.00	2.00	2.00	1.00	2.00
<i>SEASONAL</i>							
	LIFEGUARDS*	SEASONAL	2.26	0.00	0.00	0.00	0.00
	PARKING ATTEND/CONCSSN/COLLECTOR*	SEASONAL	1.98	0.00	0.00	0.00	0.00
	BEACH MANAGER/ASSIST. BEACH MGR*	SEASONAL	0.57	0.00	0.00	0.00	0.00
	EVENT COORDINATOR*	SEASONAL	0.28	0.00	0.00	0.00	0.00
	PARK MAINTENANCE*	SEASONAL	9.29	0.00	0.00	0.00	0.00
	WINTER SNOW PLOW BIKE PATHS*	SEASONAL	0.19	0.00	0.00	0.00	0.00
AREA TOTAL			14.57	0.00	0.00	0.00	0.00
DIVISION TOTAL			22.57	8.00	8.00	9.00	10.00

* Seasonal, Temporary, and/or Intern employees are no longer be reflected as an FTE count within the Division's budget, effective as of the 2020 budget year. Costs of these positions are entered as a total sum amount in the appropriate main account.



County of Kenosha Division of Parks and Recreation



DEPT/DIV: PUBLIC WORKS & DEVELOPMENT SERVICES - PARKS & RECREATION

	(1) 2021 Actual	(2) 2022 Adopted Budget	(3) 2022 Budget Adopted & Modified 6/30	(4) 2022 Actual as of 6/30	(5) 2022 Projected at 12/31	(6) Executive Proposed Budget	(7) Finance and Admin Comm Adj.	(8) 2023 Proposed Operating and Capital Budget
Personnel	1,304,113	1,449,570	1,449,570	641,859	1,383,570	1,458,178	0	1,458,178
Contractual	237,445	232,500	232,500	67,278	255,000	256,000	0	256,000
Supplies	352,728	409,350	453,549	136,099	368,050	405,750	0	405,750
Fixed Charges	81,902	96,166	96,166	100,522	106,739	118,509	0	118,509
Grants/Contributions	303,975	315,000	315,000	226,010	315,000	321,000	0	321,000
Outlay	5,028,575	25,350,000	27,727,696	315,066	2,562,391	1,855,000	0	1,855,000
Cost Allocation	340,000	0	0	0	0	0	0	0
Total Expenses for Reporting Unit	7,648,738	27,852,586	30,274,481	1,486,832	4,990,750	4,414,437	0	4,414,437
Total Revenue for Reporting Unit	(3,991,227)	(25,673,770)	(28,095,665)	(481,670)	(2,446,041)	(2,180,000)	(50,000)	(2,230,000)
Total Levy for Reporting Unit	3,657,511	2,178,816	2,178,816	1,005,162	2,544,709	2,234,437	(50,000)	2,184,437

DEPT/DIV: PUBLIC WORKS & DEVELOPMENT SERVICES - PARKS & RECREATION

REPORTING UNIT: PARKS AND RECREATION

FUND: 100 DIVISION - SUBDIVISION #: 760-7600

		(1)	(2)	(3)	(4)	(5)	(6)	(7)	(8)
		2021	2022	2022 Budget	2022	2022	Executive	Finance and	2023 Proposed
		Actual	Adopted	Adopted &	Actual	Projected	Proposed	Admin Comm	Operating and
Account Description:	Account		Budget	Modified 6/30	as of 6/30	at 12/31	Budget	Adj.	Capital Budget
SALARIES	511100	511,324	576,514	576,514	266,852	576,514	654,532	0	654,532
SALARIES-OVERTIME	511200	331	1,500	1,500	37	500	1,000	0	1,000
SALARIES-TEMPORARY	511500	339,554	380,000	380,000	99,318	320,000	289,547	0	289,547
FICA	515100	62,266	74,269	74,269	26,640	74,269	77,689	0	77,689
RETIREMENT	515200	44,505	55,156	55,156	18,998	55,156	69,056	0	69,056
MEDICAL INSURANCE	515400	150,619	162,080	162,080	79,500	162,080	196,980	0	196,980
LIFE INSURANCE	515500	1,181	1,533	1,533	595	1,533	1,157	0	1,157
WORKERS COMPENSATION	515600	130,731	123,618	123,618	123,618	123,618	94,717	0	94,717
UNEMPLOYMENT COMPENSATION	515800	9,743	20,000	20,000	0	15,000	18,000	0	18,000
INTERDEPT PERSONNEL CHARGES	519990	53,860	54,900	54,900	26,301	54,900	55,500	0	55,500
Appropriations Unit: Personnel		1,304,113	1,449,570	1,449,570	641,859	1,383,570	1,458,178	0	1,458,178
UTILITIES	522200	123,713	100,000	100,000	47,219	140,000	115,000	0	115,000
TELECOMMUNICATIONS	522500	7,510	12,500	12,500	2,710	10,000	10,000	0	10,000
BLDG/EQUIP. MAINTENANCE	524600	0	0	0	40	0	0	0	0
MISC CONTRACTUAL SERVICES	529900	106,158	120,000	120,000	17,309	105,000	131,000	0	131,000
Appropriations Unit: Contractual		237,382	232,500	232,500	67,278	255,000	256,000	0	256,000
MACHY/EQUIP>\$100<\$5000	530050	37,836	47,000	47,000	19,356	40,000	40,000	0	40,000
POSTAGE	531100	0	100	100	0	50	0	0	0
OFFICE SUPPLIES	531200	3,420	3,500	3,500	4,194	5,000	4,000	0	4,000
LICENSES/PERMITS	531920	2,789	3,000	3,000	1,291	3,000	3,000	0	3,000
ADVERTISING	532600	7,416	5,500	5,500	4,825	6,000	6,000	0	6,000
MILEAGE & TRAVEL	533900	802	250	250	248	1,000	750	0	750
PERS. PROTECTIVE EQUIPMENT	534640	5,639	5,000	5,000	2,141	4,000	5,000	0	5,000
OTHER OPERATING SUPPLIES	534900	112,070	130,000	137,290	50,245	125,000	130,000	0	130,000
GAS/OIL/ETC.	535100	53,520	47,000	47,000	32,308	65,000	60,000	0	60,000
MOTOR VEHICLES PARTS	535200	36,024	32,000	32,000	9,699	32,000	32,000	0	32,000
BLDG. MAINTENANCE/SUPPLIES	535600	71,939	95,000	95,000	1,067	65,000	80,000	0	80,000
SHOP TOOLS	536200	1,735	3,000	3,000	1,427	3,000	3,000	0	3,000
STAFF DEVELOPMENT	543340	15,468	8,000	8,000	3,463	8,000	12,000	0	12,000
Appropriations Unit: Supplies		348,656	379,350	386,640	130,263	357,050	375,750	0	375,750
PROPERTY INSURANCE	551100	21,377	24,300	24,300	34,007	34,007	38,200	0	38,200

PUBLIC LIABILITY INSURANCE	551300	45,155	58,216	58,216	59,014	59,014	65,509	0	65,509
BOILER INSURANCE	551500	534	550	550	618	618	1,700	0	1,700
SECURITIES BONDING	552300	100	100	100	100	100	100	0	100
SALES TAX	559110	14,091	13,000	13,000	6,456	13,000	13,000	0	13,000
Appropriations Unit: Fixed Charges		81,257	96,166	96,166	100,195	106,739	118,509	0	118,509
KEMPER CENTER DONATION	572110	100,134	105,000	105,000	44,990	105,000	105,000	0	105,000
HISTORICAL SOCIETY-DONATION	572200	138,000	145,000	145,000	145,000	145,000	145,000	0	145,000
PRINGLE NATURE-DONATION	573340	37,000	40,000	40,000	20,000	40,000	46,000	0	46,000
SPECIAL EVENTS	573380	28,840	25,000	25,000	16,020	25,000	25,000	0	25,000
Appropriations Unit: Grants/Contributions		303,975	315,000	315,000	226,010	315,000	321,000	0	321,000
Total Expense for Reporting Unit		2,275,383	2,472,586	2,479,876	1,165,604	2,417,359	2,529,437	0	2,529,437

REPORTING UNIT:	PARKS AND RECREATION - DOG PARKS
FUND: 100	DIVISION - SUBDIVISION #: 760-7700

Account Description:	Account	(1) 2021 Actual	(2) 2022 Adopted Budget	(3) 2022 Budget Adopted & Modified 6/30	(4) 2022 Actual as of 6/30	(5) 2022 Projected at 12/31	(6) Executive Proposed Budget	(7) Finance and Admin Comm Adj.	(8) 2023 Proposed Operating and Capital Budget
UTILITIES	522200	63	0	0	0	0	0	0	0
Appropriations Unit: Contractual		63	0	0	0	0	0	0	0
OTHER OPERATING SUPPLIES	534900	4,072	20,000	50,898	5,836	10,000	20,000	0	20,000
Appropriations Unit: Supplies		4,072	20,000	50,898	5,836	10,000	20,000	0	20,000
SALES TAX	559110	646	0	0	327	0	0	0	0
Appropriations Unit: Fixed Charges		646	0	0	327	0	0	0	0
Total Expense for Reporting Unit		4,780	20,000	50,898	6,163	10,000	20,000	0	20,000

REPORTING UNIT:	PARKS AND RECREATION - TRAILS
FUND: 100	DIVISION - SUBDIVISION #: 760-7800

Account Description:	Account	(1) 2021 Actual	(2) 2022 Adopted Budget	(3) 2022 Budget Adopted & Modified 6/30	(4) 2022 Actual as of 6/30	(5) 2022 Projected at 12/31	(6) Executive Proposed Budget	(7) Finance and Admin Comm Adj.	(8) 2023 Proposed Operating and Capital Budget
OTHER OPERATING SUPPLIES	534900	0	10,000	16,011	0	1,000	10,000	0	10,000
Appropriations Unit: Supplies		0	10,000	16,011	0	1,000	10,000	0	10,000

Total Expense for Reporting Unit	0	10,000	16,011	0	1,000	10,000	0	10,000
---	---	--------	--------	---	-------	--------	---	--------

REPORTING UNIT:	PARKS AND RECREATION - CAPITAL
FUND: 411	DIVISION - SUBDIVISION #: 760-7850

Account Description:	Account	(1) 2021 Actual	(2) 2022 Adopted Budget	(3) 2022 Budget Adopted & Modified 6/30	(4) 2022 Actual as of 6/30	(5) 2022 Projected at 12/31	(6) Executive Proposed Budget	(7) Finance and Admin Comm Adj.	(8) 2023 Proposed Operating and Capital Budget
MACHINERY/EQUIPMENT>\$5000	580050	101,951	478,000	483,793	43,713	470,000	195,000	0	195,000
MOTORIZED VEHICLES>\$5000	581390	48,352	70,000	70,000	35,391	35,391	70,000	0	70,000
LAND IMPROVEMENTS	582100	4,446,246	24,430,000	25,816,651	124,578	1,399,000	1,050,000	0	1,050,000
BUILDING IMPROVEMENTS	582200	417,226	50,000	614,290	94,484	478,000	315,000	0	315,000
Appropriations Unit: Outlay		5,013,775	25,028,000	26,984,734	298,166	2,382,391	1,630,000	0	1,630,000
Total Expense for Reporting Unit		5,013,775	25,028,000	26,984,734	298,166	2,382,391	1,630,000	0	1,630,000

REPORTING UNIT:	PARKS AND RECREATION - PARKLAND IMPROVEMENTS
FUND: 420	DIVISION - SUBDIVISION #: 760-7860

Account Description:	Account	(1) 2021 Actual	(2) 2022 Adopted Budget	(3) 2022 Budget Adopted & Modified 6/30	(4) 2022 Actual as of 6/30	(5) 2022 Projected at 12/31	(6) Executive Proposed Budget	(7) Finance and Admin Comm Adj.	(8) 2023 Proposed Operating and Capital Budget
BUILDING IMPROVEMENTS	582200	0	122,000	122,000	0	0	0	0	0
PURCH/PLAN/DESIGN/CONSTRUCT	582250	14,800	200,000	620,962	16,900	180,000	225,000	0	225,000
Appropriations Unit: Outlay		14,800	322,000	742,962	16,900	180,000	225,000	0	225,000
OPERATING TRANSFER OUT	599991	340,000	0	0	0	0	0	0	0
Appropriations Unit: Cost Allocation		340,000	0	0	0	0	0	0	0
Total Expense for Reporting Unit		354,800	322,000	742,962	16,900	180,000	225,000	0	225,000

REPORTING UNIT:	REVENUE: PARKS AND RECREATION
FUND: 100	DIVISION - SUBDIVISION #: 760-7600

Account Description:	Account	(1) 2021 Actual	(2) 2022 Adopted Budget	(3) 2022 Budget Adopted & Modified 6/30	(4) 2022 Actual as of 6/30	(5) 2022 Projected at 12/31	(6) Executive Proposed Budget	(7) Finance and Admin Comm Adj.	(8) 2023 Proposed Operating and Capital Budget
PARKS/CONCESSION REVENUE	446500	276,881	250,000	250,000	123,833	250,000	250,000	0	250,000
SNOWMOBILE TRAILS	446530	24,555	23,770	23,770	0	23,770	25,000	0	25,000
PARKS DONATIONS	446540	16,800	20,000	27,290	11,820	20,000	20,000	0	20,000
Appropriations Unit: Revenue		318,236	293,770	301,060	135,653	293,770	295,000	0	295,000
Total Funding for Reporting Unit		318,236	293,770	301,060	135,653	293,770	295,000	0	295,000

REPORTING UNIT:	REVENUE: PARKS AND RECREATION - DOG PARKS
FUND: 100	DIVISION - SUBDIVISION #: 760-7700

Account Description:	Account	(1) 2021 Actual	(2) 2022 Adopted Budget	(3) 2022 Budget Adopted & Modified 6/30	(4) 2022 Actual as of 6/30	(5) 2022 Projected at 12/31	(6) Executive Proposed Budget	(7) Finance and Admin Comm Adj.	(8) 2023 Proposed Operating and Capital Budget
DONATIONS	448560	1,567	20,000	20,000	249	11,000	20,000	0	20,000
FEES & TAG SALES	448565	12,385	0	30,898	6,271	6,271	0	0	0
Appropriations Unit: Revenue		13,952	20,000	50,898	6,520	17,271	20,000	0	20,000
Total Funding for Reporting Unit		13,952	20,000	50,898	6,520	17,271	20,000	0	20,000

REPORTING UNIT:	REVENUE: PARKS AND RECREATION - TRAILS
FUND: 100	DIVISION - SUBDIVISION #: 760-7800

Account Description:	Account	(1) 2021 Actual	(2) 2022 Adopted Budget	(3) 2022 Budget Adopted & Modified 6/30	(4) 2022 Actual as of 6/30	(5) 2022 Projected at 12/31	(6) Executive Proposed Budget	(7) Finance and Admin Comm Adj.	(8) 2023 Proposed Operating and Capital Budget
DONATIONS	448560	1,139	10,000	16,011	47	2,000	10,000	0	10,000
Appropriations Unit: Revenue		1,139	10,000	16,011	47	2,000	10,000	0	10,000
Total Funding for Reporting Unit		1,139	10,000	16,011	47	2,000	10,000	0	10,000

REPORTING UNIT:	REVENUE: PARKS AND RECREATION - CAPITAL
FUND: 411	DIVISION - SUBDIVISION #: 760-7850

Account Description:	Account	(1) 2021 Actual	(2) 2022 Adopted Budget	(3) 2022 Budget Adopted & Modified 6/30	(4) 2022 Actual as of 6/30	(5) 2022 Projected at 12/31	(6) Executive Proposed Budget	(7) Finance and Admin Comm Adj.	(8) 2023 Proposed Operating and Capital Budget
BONDING	440000	1,473,000	3,038,000	3,038,000	0	1,660,000	1,430,000	0	1,430,000
ARPA FEDERAL GRANT	443293	0	0	0	0	0	200,000	0	200,000
PARKS DONATIONS	446540	1,694,532	21,990,000	23,633,317	254,663	273,000	0	0	0
CARRYOVER	449980	0	0	313,417	0	0	0	0	0
OPERATING TRANSFER IN	449991	340,000	0	0	0	0	0	0	0
Appropriations Unit: Revenue		3,507,532	25,028,000	26,984,734	254,663	1,933,000	1,630,000	0	1,630,000
Total Funding for Reporting Unit		3,507,532	25,028,000	26,984,734	254,663	1,933,000	1,630,000	0	1,630,000

REPORTING UNIT:	REVENUE: PARKS AND RECREATION - PARKLAND IMPROVEMENTS
FUND: 420	DIVISION - SUBDIVISION #: 760-7860

Account Description:	Account	(1) 2021 Actual	(2) 2022 Adopted Budget	(3) 2022 Budget Adopted & Modified 6/30	(4) 2022 Actual as of 6/30	(5) 2022 Projected at 12/31	(6) Executive Proposed Budget	(7) Finance and Admin Comm Adj.	(8) 2023 Proposed Operating and Capital Budget
BONDING	440000	0	122,000	122,000	0	0	0	0	0
WASTE MGMT CONTRIBUTION	446565	84,400	200,000	495,962	75,000	75,000	150,000	0	150,000
RENTAL INCOME	448550	65,968	0	125,000	9,788	125,000	75,000	0	75,000
RESERVES	449990	0	0	0	0	0	0	50,000	50,000
Appropriations Unit: Revenue		150,368	322,000	742,962	84,788	200,000	225,000	50,000	275,000
Total Funding for Reporting Unit		150,368	322,000	742,962	84,788	200,000	225,000	50,000	275,000

Total Expenses for Reporting Unit	7,648,738	27,852,586	30,274,481	1,486,832	4,990,750	4,414,437	0	4,414,437
Total Revenue for Reporting Unit	(3,991,227)	(25,673,770)	(28,095,665)	(481,670)	(2,446,041)	(2,180,000)	(50,000)	(2,230,000)
Total Levy for Reporting Unit		2,178,816			2,544,709	2,234,437	(50,000)	2,184,437

This page left blank intentionally

DIVISION OF HIGHWAY

MISSION STATEMENT

It is the mission of the Kenosha County Highway Division to provide the necessary services to construct and maintain a safe and efficient highway transportation system within Kenosha County by pursuing the following ideals:

- **Selective Technological Application:** We are committed to investigating, recommending and implementing process/equipment technologies that will improve our construction and maintenance activities quality, productivity, sustainability and cost effectiveness.
- **Work Process Definition:** To ensure consistent levels of service quality and productivity – we will work to define and continuously improve our construction and maintenance work processes.
- **Customer Service:** We will work to provide timely and high-quality services, ensuring a safe/efficient transportation system for our community and the traveling public while maintaining a “customer-centered-focus” in all circumstances.
- **Proactive Approach to Highway Maintenance:** Recognizing the cost-effectiveness of preventative maintenance - a culture will be developed within the Division that fosters a proactive approach to maintenance (for both equipment and highways). Structured approaches for potential problems, early-detection and resolution will be developed and utilized.
- **Infrastructure/Economic Development:** Recognizing the crucial role transportation infrastructure plays in Kenosha County’s economic development – we’ll work to develop/maintain effective communication and working relationships with public and private economic development partners necessary for our community’s economic growth.

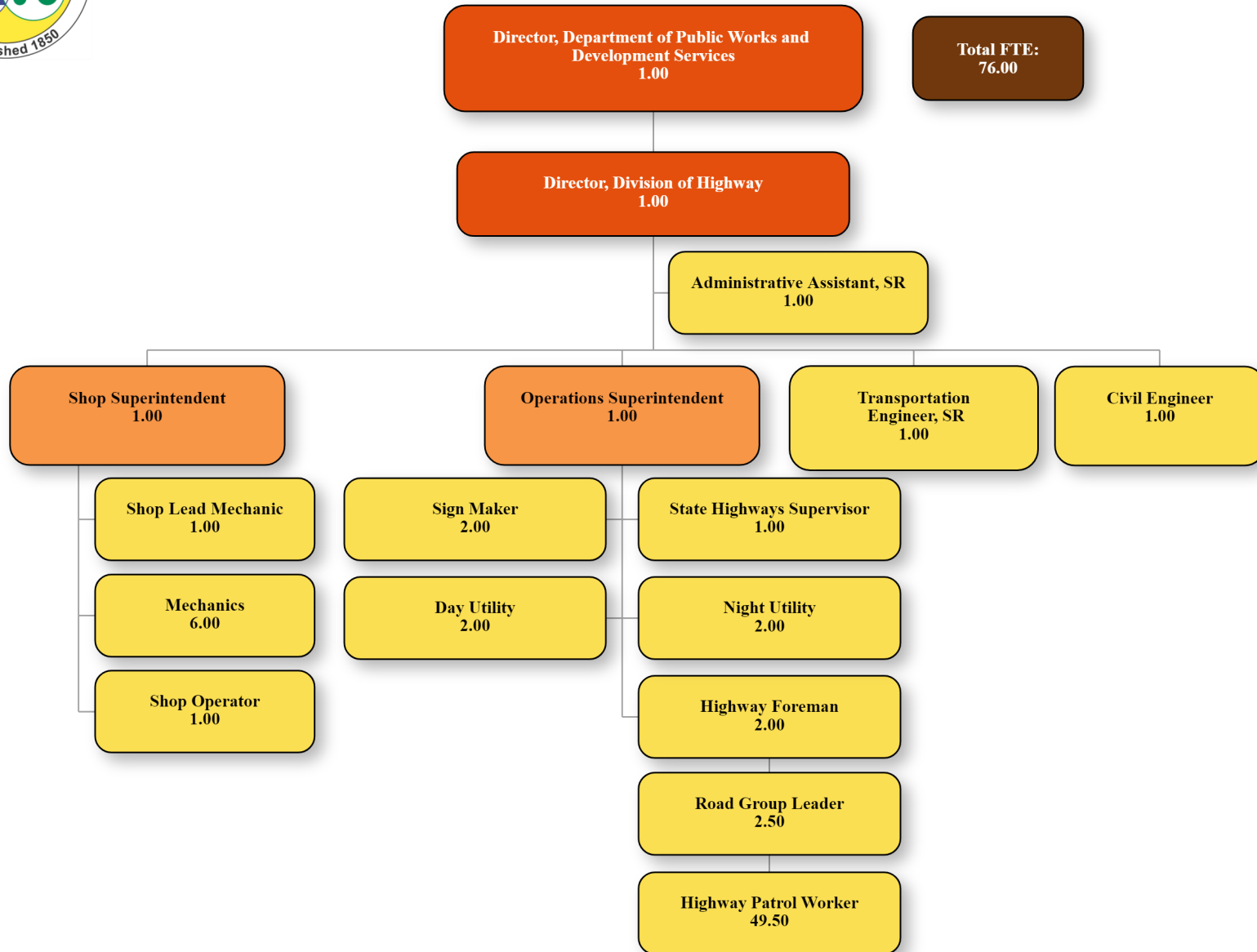
Kenosha County’s Highways Division is committed to pursuing the continuous improvement of the methods we employ to effectively maintain equipment and provide the highest level of service attainable on highways. The Division’s function shall be implementation of cost-effective approaches to protect and maximize the useful life of the County’s transportation infrastructure investments while providing a safe, productive and environmentally responsible work environment.

PUBLIC WORKS & DEVELOPMENT SVS - HIGHWAY

DIVISION	POSITION TITLE	CLASS TYPE	2019	2020	2021	2022	2023
<i>ADMINISTRATIVE</i>							
	DEPT DIRECTOR, PUBLIC WORKS & P&D	E15	1.00	1.00	1.00	1.00	1.00
	DIRECTOR, HIGHWAYS	E11/E13	1.00	1.00	1.00	1.00	1.00
	ADMINISTRATIVE ASSISTANT, SR	NE4	1.00	1.00	1.00	1.00	1.00
	SUPERINTENDENT, MUNI & PUBL CUST SVS	E7	1.00	1.00	1.00	1.00	0.00
	STATE HIGHWAYS SUPERVISOR	E6/E7	1.00	1.00	1.00	1.00	1.00
	TRANSPORTATION ENGINEER, SR	E10	1.00	0.00	0.00	1.00	1.00
	CIVIL ENGINEER	E6/E8	1.00	1.00	1.00	1.00	1.00
	HIGHWAY FOREMAN	E5/E6	2.00	2.00	2.00	2.00	2.00
AREA TOTAL			9.00	8.00	8.00	9.00	8.00
<i>SHOP</i>							
	SUPERINTENDENT, OPERATIONS	E8/E9	1.00	1.00	1.00	1.00	1.00
	SUPERINTENDENT, SHOP	E7/E8	0.00	1.00	1.00	1.00	1.00
	SHOP LEAD MECHANIC	NE10	1.00	1.00	1.00	1.00	1.00
	MECHANIC	NE10	6.00	6.00	6.00	6.00	6.00
	SHOP OPERATOR	NE4	0.00	0.00	1.00	1.00	1.00
	SIGN MAKER	NE9	1.00	1.00	1.00	1.00	1.00
	ASSISTANT SIGN MAKER	NE8	1.00	1.00	1.00	1.00	1.00
	SHOP UTILITY	NE1	1.00	1.00	0.00	0.00	0.00
	DAY UTILITY	NE8	0.00	0.00	0.00	0.00	2.00
	NIGHT UTILITY	NE8	2.00	2.00	2.00	2.00	2.00
AREA TOTAL			13.00	14.00	14.00	14.00	16.00
<i>GENERAL LABOR</i>							
	ROAD GROUP LEAD	NE8	3.00	3.00	3.00	3.00	2.50
	PATROL WORKER/LABORER	NE8	49.00	49.80	51.00	51.00	49.50
AREA TOTAL			52.00	52.80	54.00	54.00	52.00
DIVISION TOTAL			74.00	74.80	76.00	77.00	76.00



County of Kenosha Division of Highway



DEPT/DIV: PUBLIC WORKS & DEVELOPMENT SERVICES - HIGHWAY

	(1) 2021 Actual	(2) 2022 Adopted Budget	(3) 2022 Budget Adopted & Modified 6/30	(4) 2022 Actual as of 6/30	(5) 2022 Projected at 12/31	(6) Executive Proposed Budget	(7) Finance and Admin Comm/ Cty Board Adj.	(8) 2023 Proposed Operating and Capital Budget
Personnel	6,767,342	7,282,868	7,282,868	3,730,817	7,136,175	7,200,968	(129,517)	7,071,451
Contractual	494,707	447,276	447,276	153,134	523,076	695,576	0	695,576
Supplies	2,227,509	2,402,600	2,402,600	1,302,383	2,532,004	2,492,200	0	2,492,200
Fixed Charges	175,073	220,588	220,588	218,097	218,418	244,320	0	244,320
Outlay	23,049,809	23,158,000	31,643,502	5,612,978	24,650,000	12,128,200	0	12,128,200
Cost Allocation	(452,770)	0	0	0	0	0	0	0
Total Expenses for Reporting Unit	32,261,670	33,511,332	41,996,834	11,017,409	35,059,673	22,761,264	(129,517)	22,631,747
Total Revenue for Reporting Unit	(43,474,824)	(31,804,571)	(40,290,073)	(3,102,632)	(25,175,540)	(21,045,200)	(191,000)	(21,236,200)
Total Levy for Reporting Unit	(11,213,154)	1,706,761	1,706,761	7,914,777	9,884,133	1,716,064	(320,517)	1,395,547

DEPT/DIV: PUBLIC WORKS & DEVELOPMENT SERVICES - HIGHWAY

REPORTING UNIT: HIGHWAY

FUND: 700 DIVISION - SUBDIVISION #: 700-7000

		(1)	(2)	(3)	(4)	(5)	(6)	(7)	(8)
		2021	2022	2022 Budget	2022	2022	Executive	Finance and	2023 Proposed
		Actual	Adopted	Adopted &	Actual	Projected	Proposed	Admin Comm/	Operating and
Account Description:	Account		Budget	Modified 6/30	as of 6/30	at 12/31	Budget	Cty Board Adj.	Capital Budget
SALARIES	511100	3,198,159	3,569,714	3,569,714	1,938,303	3,450,000	3,570,281	(90,272)	3,480,009
SALARIES-OVERTIME	511200	373,115	350,000	350,000	214,911	350,000	375,000	0	375,000
SALARIES-TEMPORARY	511500	30,844	30,000	30,000	4,384	25,000	30,000	0	30,000
ACCIDENT & SICKNESS	513100	66,179	80,000	80,000	29,138	70,000	80,000	0	80,000
VACATION	513200	314,533	320,000	320,000	99,810	320,000	320,000	0	320,000
CASUAL	513600	169,696	210,000	210,000	94,520	210,000	200,000	0	200,000
FICA	515100	345,954	378,239	378,239	175,103	370,000	380,894	(6,906)	373,988
RETIREMENT	515200	316,662	315,750	315,750	154,537	315,750	338,574	(6,138)	332,436
MEDICAL INSURANCE	515400	1,481,638	1,488,240	1,488,240	689,000	1,485,000	1,432,340	(25,690)	1,406,650
LIFE INSURANCE	515500	11,637	11,476	11,476	6,665	11,476	13,071	(511)	12,560
WORKERS COMPENSATION	515600	199,369	188,521	188,521	188,521	188,521	182,817	0	182,817
UNEMPLOYMENT COMPENSATION	515800	0	1,000	1,000	0	0	1,000	0	1,000
EMPLOYEE TESTING/EXAMINATIONS	519250	0	500	500	0	1,000	1,000	0	1,000
INTERDEPT PERSONNEL CHARGES	519990	259,555	339,428	339,428	135,925	339,428	275,991	0	275,991
Appropriations Unit: Personnel		6,767,342	7,282,868	7,282,868	3,730,817	7,136,175	7,200,968	(129,517)	7,071,451
ACCOUNTING & AUDITING	521300	5,076	5,076	5,076	0	5,076	5,076	0	5,076
OTHER PROFESSIONAL SERVICES	521900	38,991	100,000	100,000	81,207	150,000	115,000	0	115,000
UTILITIES	522200	58,257	65,000	65,000	36,759	65,000	100,000	0	100,000
TELECOMMUNICATIONS	522500	7,711	7,200	7,200	2,780	12,000	12,500	0	12,500
GROUNDS IMPROVEMENT	524500	115,036	38,000	38,000	17,799	38,000	38,000	0	38,000
RADIO MAINTENANCE	529200	21,748	32,000	32,000	11,919	28,000	30,000	0	30,000
MISC CONTRACTUAL SERVICES	529900	247,887	200,000	200,000	2,669	225,000	395,000	0	395,000
Appropriations Unit: Contractual		494,707	447,276	447,276	153,134	523,076	695,576	0	695,576
MACHY/EQUIP>\$100<\$5000	530050	8,726	21,000	21,000	6,323	21,000	23,550	0	23,550
POSTAGE	531100	1,180	1,200	1,200	124	1,000	1,200	0	1,200
OFFICE SUPPLIES	531200	3,326	5,000	5,000	670	4,000	5,000	0	5,000
LICENSES/PERMITS	531920	1,637	1,600	1,600	504	1,600	1,600	0	1,600
SUBSCRIPTIONS	532200	1,251	800	800	336	800	800	0	800
ADVERTISING	532600	3,513	3,000	3,000	1,967	3,250	3,250	0	3,250
MILEAGE & TRAVEL	533900	111	1,000	1,000	0	500	800	0	800
OTHER OPERATING SUPPLIES	534900	554,535	490,000	490,000	112,605	525,000	525,000	0	525,000

GAS/DIESEL	535150	454,703	430,000	430,000	271,475	615,000	525,000	0	525,000
ANTIFREEZE	535160	34,926	30,000	30,000	20,552	32,000	30,000	0	30,000
SHOP TOOLS	536200	18,189	20,000	20,000	5,530	20,000	20,000	0	20,000
FIELD TOOLS	536250	31,555	45,000	45,000	19,185	35,000	40,000	0	40,000
SIGN PARTS/SUPPLIES	536300	79,274	35,000	35,000	32,979	50,000	50,000	0	50,000
ROAD OIL	537600	23,165	25,000	25,000	53,501	59,854	25,000	0	25,000
OTHER ROADWAY SUPPLIES	537900	288,092	300,000	300,000	189,694	290,000	300,000	0	300,000
RURAL NUMBERING	539100	1,570	4,000	4,000	2,019	3,000	3,000	0	3,000
INVENT-SHOP MATERIAL	539200	425,477	450,000	450,000	234,423	450,000	450,000	0	450,000
INVENT-CONSTRUCTION MAINT	539250	282,066	480,000	480,000	339,966	400,000	450,000	0	450,000
STAFF DEVELOPMENT	543340	14,212	60,000	60,000	10,530	20,000	38,000	0	38,000
Appropriations Unit: Supplies		2,227,509	2,402,600	2,402,600	1,302,383	2,532,004	2,492,200	0	2,492,200
PROPERTY INSURANCE	551100	45,655	53,800	53,800	51,630	51,630	56,700	0	56,700
PUBLIC LIABILITY INSURANCE	551300	128,980	166,288	166,288	166,288	166,288	187,120	0	187,120
EQUIPMENT LEASE/RENTAL	553300	438	500	500	179	500	500	0	500
Appropriations Unit: Fixed Charges		175,073	220,588	220,588	218,097	218,418	244,320	0	244,320
FIXED ASSETS ACQUISITIONS CONTR	583000	(627,287)	0	0	0	0	0	0	0
DEPRECIATION	585000	805,090	0	0	0	0	0	0	0
ADJUSTMENT TO FIXED ASSETS	585010	258,071	0	0	0	0	0	0	0
ADJUSTMENT TO INVENTORY	585020	132,819	0	0	0	0	0	0	0
Appropriations Unit: Outlay		568,692	0	0	0	0	0	0	0
OTHER POST EMPLOYMENT BENEFIT	592000	56,950	0	0	0	0	0	0	0
GASB 68/71 EXPENSE	593000	(509,720)	0	0	0	0	0	0	0
Appropriations Unit: Cost Allocation		(452,770)	0	0	0	0	0	0	0
Total Expense for Reporting Unit		9,780,553	10,353,332	10,353,332	5,404,432	10,409,673	10,633,064	(129,517)	10,503,547

REPORTING UNIT:	HIGHWAY - CAPITAL
FUND: 711	DIVISION - SUBDIVISION #: 700-7090

Account Description:	Account	(1) 2021 Actual	(2) 2022 Adopted Budget	(3) 2022 Budget Adopted & Modified 6/30	(4) 2022 Actual as of 6/30	(5) 2022 Projected at 12/31	(6) Executive Proposed Budget	(7) Finance and Admin Comm/ Cty Board Adj.	(8) 2023 Proposed Operating and Capital Budget
MACHINERY/EQUIPMENT>\$5000	580050	241,175	50,000	81,026	34,800	45,000	80,000	0	80,000
MOTORIZED VEHICLES>\$5000	581390	277,790	970,000	1,967,973	1,039,092	605,000	1,270,000	0	1,270,000
ROAD ENG/ROW.CONST>\$5000	582260	21,962,152	22,138,000	29,594,503	4,539,086	24,000,000	10,778,200	0	10,778,200
Appropriations Unit: Outlay		22,481,117	23,158,000	31,643,502	5,612,978	24,650,000	12,128,200	0	12,128,200

Total Expense for Reporting Unit	22,481,117	23,158,000	31,643,502	5,612,978	24,650,000	12,128,200	0	12,128,200
---	------------	------------	------------	-----------	------------	------------	---	------------

REPORTING UNIT:	REVENUE: HIGHWAY
FUND: 700	DIVISION - SUBDIVISION #: 700-7000

Account Description:	Account	(1) 2021 Actual	(2) 2022 Adopted Budget	(3) 2022 Budget Adopted & Modified 6/30	(4) 2022 Actual as of 6/30	(5) 2022 Projected at 12/31	(6) Executive Proposed Budget	(7) Finance and Admin Comm/ Cty Board Adj.	(8) 2023 Proposed Operating and Capital Budget
LOCAL TRANSPORTATION AIDS	442600	3,486,792	3,800,000	3,800,000	1,002,453	4,000,000	4,110,000	191,000	4,301,000
ARPA FEDERAL GRANT	443293	0	90,071	90,071	0	90,071	150,000	0	150,000
COUNTY MACHINERY REVENUE	446000	10,117	6,500	6,500	5,532	8,000	7,000	0	7,000
REIMBURSEMENT FOR DAMAGES	446070	81,285	0	0	8,469	8,469	0	0	0
REVENUE FROM SUNDRY ACCOUNTS	446090	764,706	850,000	850,000	227,842	800,000	800,000	0	800,000
STATE MAINTENANCE REVENUE	447010	3,680,841	3,900,000	3,900,000	1,783,096	3,750,000	3,850,000	0	3,850,000
PRIOR YEAR REVENUE	448600	0	0	0	0	0	0	0	0
OPERATING TRANSFER IN	449991	67,488	0	0	0	0	0	0	0
Appropriations Unit: Revenue		8,091,230	8,646,571	8,646,571	3,027,392	8,656,540	8,917,000	191,000	9,108,000
Total Funding for Reporting Unit		8,091,230	8,646,571	8,646,571	3,027,392	8,656,540	8,917,000	191,000	9,108,000

REPORTING UNIT:	REVENUE: HIGHWAY - CAPITAL
FUND: 711	DIVISION - SUBDIVISION #: 700-7090

Account Description:	Account	(1) 2021 Actual	(2) 2022 Adopted Budget	(3) 2022 Budget Adopted & Modified 6/30	(4) 2022 Actual as of 6/30	(5) 2022 Projected at 12/31	(6) Executive Proposed Budget	(7) Finance and Admin Comm/ Cty Board Adj.	(8) 2023 Proposed Operating and Capital Budget
BONDING	440000	0	10,606,000	10,606,000	0	9,706,000	7,435,000	0	7,435,000
LRIP PROJECTS	442320	638,744	313,000	313,000	0	313,000	922,000	0	922,000
FEDERAL/STATE REVENUE	442755	7,311,888	7,739,000	10,956,386	75,240	2,000,000	1,771,200	0	1,771,200
ARPA FEDERAL GRANT	443293	0	4,500,000	4,500,000	0	4,500,000	1,500,000	0	1,500,000
CARRYOVER	449980	0	0	5,268,116	0	0	0	0	0
RESERVES	449990	0	0	0	0	0	500,000	0	500,000
OPERATING TRANSFER IN	449991	27,432,961	0	0	0	0	0	0	0
Appropriations Unit: Revenue		35,383,594	23,158,000	31,643,502	75,240	16,519,000	12,128,200	0	12,128,200
Total Funding for Reporting Unit		35,383,594	23,158,000	31,643,502	75,240	16,519,000	12,128,200	0	12,128,200

Total Expenses for Reporting Unit	32,261,670	33,511,332	41,996,834	11,017,409	35,059,673	22,761,264	(129,517)	22,631,747
Total Revenue for Reporting Unit	(43,474,824)	(31,804,571)	(40,290,073)	(3,102,632)	(25,175,540)	(21,045,200)	(191,000)	(21,236,200)
Total Levy for Reporting Unit		1,706,761			9,884,133	1,716,064	(320,517)	1,395,547

DIVISION OF PLANNING & DEVELOPMENT

MISSION STATEMENT

It is the mission of the Kenosha County Planning and Development Division to provide professional, customer-centered services to residents and organizations pursuing individual and community development goals while ensuring the balance of our community's economic advancement with protection of the natural environment by pursuing the following ideals:

- **Selective Technological Application:** We are committed to investigating, recommending and implementing technologies to enhance staff productivity, increase access to public information and improve customer service.
- **Balance of Competing Interests:** We are committed to developing, maintaining and enforcing ordinances/administrative rules that strike a balance between property development, protection of natural resources and the common good of all of our community's residents.
- **Advancement of the County's Comprehensive Plan:** We will work to ensure the County's Comprehensive Plan is maintained as a "living" document and to advance its goals and objectives.
- **Promote Inter-Governmental Coordination and Collaboration:** We are committed to assist all County municipalities in collaborative activities that leverage resources for our community's common good and provide the technical support necessary in coordinating planning/development activities.
- **Public Education:** We are committed to being a comprehensive resource for information critical to the high quality development of Kenosha County and the simultaneous protection of our community's natural environment.

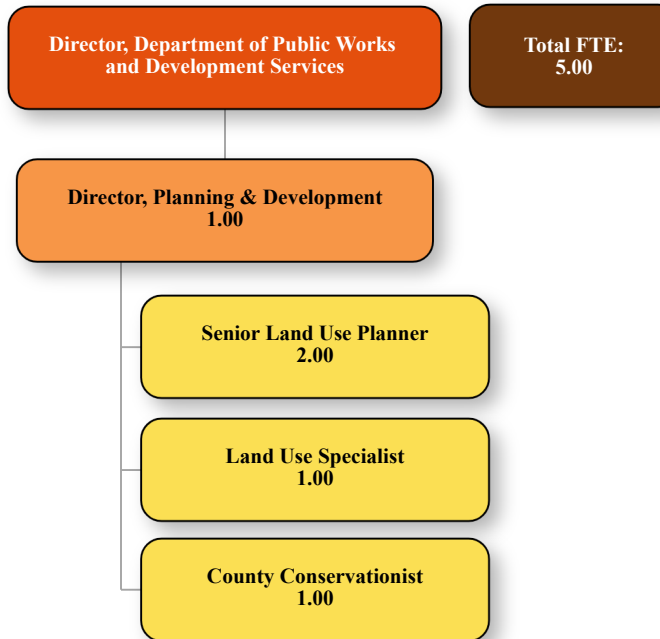
The Kenosha County Division of Planning and Development provides services that; encourage the use of natural resources in a planned and orderly manner, utilize technology to ensure the efficient/accurate communication of technical land-use information, improve our local economy and advance the common good of the citizens of Kenosha County.

PUBLIC WORKS & DEV SVS - PLANNING & DEVELOPMENT

DIVISION	POSITION TITLE	CLASS TYPE	2019	2020	2021	2022	2023
<i>PLANNING & DEVELOPMENT</i>							
	DIRECTOR, PLANNING & DEVELOPMENT	E11	1.00	1.00	1.00	1.00	1.00
AREA TOTAL			1.00	1.00	1.00	1.00	1.00
LONG RANGE COUTY-WIDE PLANNING							
	COUNTY CONSERVATIONIST	E6	1.25	1.00	1.00	1.00	1.00
AREA TOTAL			1.25	1.00	1.00	1.00	1.00
PLANNING OPERATIONS							
	SENIOR LAND USE PLANNER	E4	2.00	2.00	2.00	2.00	2.00
	LAND USE SPECIALIST	NE9	1.00	1.00	1.00	1.00	1.00
AREA TOTAL			3.00	3.00	3.00	3.00	3.00
DIVISION TOTAL			5.25	5.00	5.00	5.00	5.00



County of Kenosha Division of Planning & Development



DEPT/DIV: PUBLIC WORKS & DEVELOPMENT SERVICES - PLANNING & DEVELOPMENT

	(1) 2021 Actual	(2) 2022 Adopted Budget	(3) 2022 Budget Adopted & Modified 6/30	(4) 2022 Actual as of 6/30	(5) 2022 Projected at 12/31	(6) Executive Proposed Budget	(7) Finance and Admin Comm Adj.	(8) 2023 Proposed Operating and Capital Budget
Personnel	559,788	584,997	584,997	273,947	585,067	605,901	0	605,901
Contractual	204,389	287,800	331,780	202,800	254,800	397,450	0	397,450
Supplies	11,080	17,500	17,500	5,344	14,010	14,200	0	14,200
Fixed Charges	14,185	18,221	18,221	18,171	18,172	20,497	0	20,497
Outlay	145,055	2,243,000	2,848,421	312,238	875,000	0	0	0
Cost Allocation	45,000	0	0	0	0	0	0	0
Total Expenses for Reporting Unit	979,496	3,151,518	3,800,919	812,500	1,747,049	1,038,048	0	1,038,048
Total Revenue for Reporting Unit	(381,363)	(2,543,000)	(3,192,401)	(144,258)	(1,161,000)	(440,000)	(19,000)	(459,000)
Total Levy for Reporting Unit	598,134	608,518	608,518	668,243	586,049	598,048	(19,000)	579,048

DEPT/DIV: PUBLIC WORKS & DEVELOPMENT SERVICES - PLANNING & DEVELOPMENT

REPORTING UNIT: PLANNING & DEVELOPMENT

FUND: 100 DIVISION - SUBDIVISION #: 820-8200

		(1)	(2)	(3)	(4)	(5)	(6)	(7)	(8)
		2021	2022	2022 Budget	2022	2022	Executive	Finance and	2023 Proposed
		Actual	Adopted	Adopted &	Actual	Projected	Proposed	Admin Comm	Operating and
Account Description:	Account		Budget	Modified 6/30	as of 6/30	at 12/31	Budget	Adj.	Capital Budget
SALARIES	511100	370,036	394,840	394,840	181,385	394,840	410,607	0	410,607
SALARIES-OVERTIME	511200	0	0	0	70	70	0	0	0
FICA	515100	25,154	30,206	30,206	13,061	30,206	31,411	0	31,411
RETIREMENT	515200	24,940	25,586	25,586	11,795	25,586	27,839	0	27,839
MEDICAL INSURANCE	515400	132,905	127,200	127,200	63,600	127,200	128,450	0	128,450
LIFE INSURANCE	515500	1,034	921	921	640	921	1,281	0	1,281
WORKERS COMPENSATION	515600	1,210	1,144	1,144	1,144	1,144	1,013	0	1,013
INTERDEPT PERSONNEL CHARGES	519990	4,509	5,100	5,100	2,252	5,100	5,300	0	5,300
Appropriations Unit: Personnel		559,788	584,997	584,997	273,947	585,067	605,901	0	605,901
DATA PROCESSING COSTS	521400	8,448	5,000	5,000	3,461	8,000	7,500	0	7,500
OTHER PROFESSIONAL SERVICES	521900	6,020	80,000	123,980	1,623	45,000	185,000	0	185,000
SEWRPC SERVICE	521930	184,980	197,000	197,000	196,395	197,000	200,000	0	200,000
TELECOMMUNICATIONS	522500	1,174	800	800	448	800	950	0	950
MOTOR VEHICLE MAINTENANCE	524100	3,766	5,000	5,000	874	4,000	4,000	0	4,000
Appropriations Unit: Contractual		204,389	287,800	331,780	202,800	254,800	397,450	0	397,450
OFFICE SUPPLIES	531200	2,894	3,000	3,000	1,109	3,000	3,000	0	3,000
PRINTING/DUPPLICATION	531300	0	2,000	2,000	322	1,000	1,500	0	1,500
PUBLICATION/NOTICES	532100	2,036	2,000	2,000	1,698	2,200	2,200	0	2,200
SUBSCRIPTIONS	532200	1,778	1,000	1,000	507	1,000	1,000	0	1,000
BOOKS & MANUALS	532300	0	500	500	0	0	0	0	0
MILEAGE & TRAVEL	533900	262	2,000	2,000	1,023	1,800	1,500	0	1,500
OTHER OPERATING SUPPLIES	534900	0	0	0	10	10	0	0	0
STAFF DEVELOPMENT	543340	4,110	7,000	7,000	677	5,000	5,000	0	5,000
Appropriations Unit: Supplies		11,080	17,500	17,500	5,344	14,010	14,200	0	14,200
PROPERTY INSURANCE	551100	401	450	450	400	401	500	0	500
PUBLIC LIABILITY INSURANCE	551300	13,784	17,771	17,771	17,771	17,771	19,997	0	19,997
Appropriations Unit: Fixed Charges		14,185	18,221	18,221	18,171	18,172	20,497	0	20,497
OPERATING TRANSFER OUT	599991	45,000	0	0	0	0	0	0	0
Appropriations Unit: Cost Allocation		45,000	0	0	0	0	0	0	0

Total Expense for Reporting Unit	834,442	908,518	952,498	500,263	872,049	1,038,048	0	1,038,048
---	---------	---------	---------	---------	---------	-----------	---	-----------

REPORTING UNIT:	PLANNING & DEVELOPMENT - CAPITAL
FUND: 411	DIVISION - SUBDIVISION #: 820-8290

Account Description:	Account	(1) 2021 Actual	(2) 2022 Adopted Budget	(3) 2022 Budget Adopted & Modified 6/30	(4) 2022 Actual as of 6/30	(5) 2022 Projected at 12/31	(6) Executive Proposed Budget	(7) Finance and Admin Comm Adj.	(8) 2023 Proposed Operating and Capital Budget
LAND IMPROVEMENTS	582100	145,055	2,243,000	2,848,421	312,238	875,000	0	0	0
Appropriations Unit: Outlay		145,055	2,243,000	2,848,421	312,238	875,000	0	0	0
Total Expense for Reporting Unit		145,055	2,243,000	2,848,421	312,238	875,000	0	0	0

REPORTING UNIT:	REVENUE: PLANNING & DEVELOPMENT
FUND: 100	DIVISION - SUBDIVISION #: 820-8200

Account Description:	Account	(1) 2021 Actual	(2) 2022 Adopted Budget	(3) 2022 Budget Adopted & Modified 6/30	(4) 2022 Actual as of 6/30	(5) 2022 Projected at 12/31	(6) Executive Proposed Budget	(7) Finance and Admin Comm Adj.	(8) 2023 Proposed Operating and Capital Budget
STATE AID LAND CONSERVATION	443610	131,244	120,000	120,000	0	125,000	130,000	19,000	149,000
LAND USE FEES	444250	123,452	85,000	85,000	70,466	115,000	115,000	0	115,000
DEVELOPMENT REVIEW & VERIFICA'	446590	14,220	10,000	10,000	15,465	18,000	15,000	0	15,000
SOMERS REVENUE	446605	34,925	85,000	85,000	0	40,000	180,000	0	180,000
CARRYOVER	449980	0	0	43,980	0	0	0	0	0
Appropriations Unit: Revenue		303,841	300,000	343,980	85,931	298,000	440,000	19,000	459,000
Total Funding for Reporting Unit		303,841	300,000	343,980	85,931	298,000	440,000	19,000	459,000

REPORTING UNIT:	REVENUE: PLANNING & DEVELOPMENT - CAPITAL
FUND: 411	DIVISION - SUBDIVISION #: 820-8290

Account Description:	Account	(1) 2021 Actual	(2) 2022 Adopted Budget	(3) 2022 Budget Adopted & Modified 6/30	(4) 2022 Actual as of 6/30	(5) 2022 Projected at 12/31	(6) Executive Proposed Budget	(7) Finance and Admin Comm Adj.	(8) 2023 Proposed Operating and Capital Budget
BONDING	440000	0	2,243,000	2,243,000	0	743,000	0	0	0

STATE GRANT	445460	77,522	0	428,850	58,327	120,000	0	0	0
CARRYOVER	449980	0	0	176,571	0	0	0	0	0
Appropriations Unit: Revenue		77,522	2,243,000	2,848,421	58,327	863,000	0	0	0
Total Funding for Reporting Unit		77,522	2,243,000	2,848,421	58,327	863,000	0	0	0

Total Expenses for Reporting Unit	979,496	3,151,518	3,800,919	812,500	1,747,049	1,038,048	0	1,038,048
Total Revenue for Reporting Unit	(381,363)	(2,543,000)	(3,192,401)	(144,258)	(1,161,000)	(440,000)	(19,000)	(459,000)
Total Levy for Reporting Unit		608,518			586,049	598,048	(19,000)	579,048

This page left blank intentionally

DIVISION OF PLANNING & DEVELOPMENT-TREE PLANTING

The purpose of the tree program is to provide seedling trees and plant material to the public at a nominal cost to aid in the reforestation of Kenosha County. The nursery stock is usually bare root and is offered in the spring of the year. Revenue received from the tree program is used to cover the cost of the program. Any remaining revenue or nursery material received is used in the reforestation of county owned lands.

DEPT/DIV: PUBLIC WORKS & DEVELOPMENT SERVICES - PLANNING & DEVELOPMENT - TREE PLANTING

	(1) 2021 <u>Actual</u>	(2) 2022 Adopted <u>Budget</u>	(3) 2022 Budget Adopted & <u>Modified 6/30</u>	(4) 2022 Actual <u>as of 6/30</u>	(5) 2022 Projected <u>at 12/31</u>	(6) 2023 Proposed Operating and <u>Capital Budget</u>
Supplies	35,058	16,400	50,715	17,575	22,600	16,400
Total Expenses for Reporting Unit	35,058	16,400	50,715	17,575	22,600	16,400
Total Revenue for Reporting Unit	(24,149)	(16,400)	(50,715)	(8,362)	(22,000)	(16,400)
Total Levy for Reporting Unit	10,909	0			600	0

DEPT/DIV: PUBLIC WORKS & DEVELOPMENT SERVICES - PLANNING & DEVELOPMENT - TREE PLANTING

REPORTING UNIT: PLANNING & DEVELOPMENT - TREE PLANTING PROGRAM

FUND: 135 DIVISION - SUBDIVISION #: 820-8310

		(1)	(2)	(3)	(4)	(5)	(6)
		2021	2022	2022 Budget	2022	2022	2023 Proposed
Account Description:	Account	Actual	Adopted Budget	Adopted & Modified 6/30	Actual as of 6/30	Projected at 12/31	Operating and Capital Budget
OFFICE SUPPLIES	531200	0	400	400	0	100	400
TREE PLANTING STOCK	534110	13,921	15,000	15,000	16,254	20,000	15,000
OTHER OPERATING SUPPLIES	534900	21,138	1,000	35,315	1,321	2,500	1,000
Appropriations Unit: Supplies		35,058	16,400	50,715	17,575	22,600	16,400
Total Expense for Reporting Unit		35,058	16,400	50,715	17,575	22,600	16,400

REPORTING UNIT: REVENUE: PLANNING & DEVELOPMENT - TREE PLANTING PROGRAM

FUND: 135 DIVISION - SUBDIVISION #: 820-8310

		(1)	(2)	(3)	(4)	(5)	(6)
		2021	2022	2022 Budget	2022	2022	2023 Proposed
Account Description:	Account	Actual	Adopted Budget	Adopted & Modified 6/30	Actual as of 6/30	Projected at 12/31	Operating and Capital Budget
TREE PLANTING PROGRAM	446600	24,149	16,400	16,400	8,362	22,000	16,400
CARRYOVER	449980	0	0	34,315	0	0	0
Appropriations Unit: Revenue		24,149	16,400	50,715	8,362	22,000	16,400
Total Funding for Reporting Unit		24,149	16,400	50,715	8,362	22,000	16,400

Total Expenses for Reporting Unit	35,058	16,400	50,715	17,575	22,600	16,400
Total Revenue for Reporting Unit	(24,149)	(16,400)	(50,715)	(8,362)	(22,000)	(16,400)
Total Levy for Reporting Unit	10,909	0			600	0

REVOLVING PRE-DEVELOPMENT

In the Division of Planning and Development – land use projects are required to be monitored and reviewed. Due to their complex nature, some projects are reviewed by outside professionals who have expertise in these areas. The cost of these reviews performed is paid for by the developer or the operator of the project. The Land Use Committee has approved and authorized these types of reviews. Because some projects such as gravel pit approvals are granted for more than one year, account amounts are non-lapsing and are carried forward.

DEPT/DIV: PUBLIC WORKS & DEVELOPMENT SERVICES - PLANNING & DEVELOPMENT - REVOLVING PRE-DEV

	(1) 2021 <u>Actual</u>	(2) 2022 Adopted <u>Budget</u>	(3) 2022 Budget Adopted & <u>Modified 6/30</u>	(4) 2022 Actual <u>as of 6/30</u>	(5) 2022 Projected <u>at 12/31</u>	(6) 2023 Proposed Operating and <u>Capital Budget</u>
Contractual	12,798	10,000	20,880	3,219	11,000	10,000
Total Expenses for Reporting Unit	12,798	10,000	20,880	3,219	11,000	10,000
Total Revenue for Reporting Unit	(20)	(10,000)	(20,880)	0	(2,000)	(10,000)
Total Levy for Reporting Unit	12,778	0			9,000	0

DEPT/DIV: PUBLIC WORKS & DEVELOPMENT SERVICES - PLANNING & DEVELOPMENT - REVOLVING PRE-DEV

REPORTING UNIT: PLANNING & DEVELOPMENT - REVOLVING PRE-DEVELOPMENT

FUND: 260 DIVISION - SUBDIVISION #: 820-8280

		(1)	(2)	(3)	(4)	(5)	(6)
		2021	2022	2022 Budget	2022	2022	2023 Proposed
Account Description:	Account	Actual	Adopted Budget	Adopted & Modified 6/30	Actual as of 6/30	Projected at 12/31	Operating and Capital Budget
OTHER PROFESSIONAL SERVICES	521900	12,798	10,000	20,880	3,219	11,000	10,000
Appropriations Unit: Contractual		12,798	10,000	20,880	3,219	11,000	10,000
Total Expense for Reporting Unit		12,798	10,000	20,880	3,219	11,000	10,000

REPORTING UNIT: REVENUE: PLANNING & DEVELOPMENT - REVOLVING PRE-DEVELOPMENT

FUND: 260 DIVISION - SUBDIVISION #: 820-8280

		(1)	(2)	(3)	(4)	(5)	(6)
		2021	2022	2022 Budget	2022	2022	2023 Proposed
Account Description:	Account	Actual	Adopted Budget	Adopted & Modified 6/30	Actual as of 6/30	Projected at 12/31	Operating and Capital Budget
DEVELOPMENT REVIEW & VERIFICATION	446590	20	10,000	10,000	0	2,000	10,000
CARRYOVER	449980	0	0	10,880	0	0	0
Appropriations Unit: Revenue		20	10,000	20,880	0	2,000	10,000
Total Funding for Reporting Unit		20	10,000	20,880	0	2,000	10,000

Total Expenses for Reporting Unit	12,798	10,000	20,880	3,219	11,000	10,000
Total Revenue for Reporting Unit	(20)	(10,000)	(20,880)	0	(2,000)	(10,000)
Total Levy for Reporting Unit	12,778	0			9,000	0

This page left blank intentionally

SOUTHEASTERN WISCONSIN REGIONAL PLANNING COMMISSION (SEWRPC)

About the Commission

The Southeastern Wisconsin Regional Planning Commission (SEWRPC) was established in 1960 as the official area wide planning agency for the highly urbanized southeastern region of the State. The Commission serves the seven counties of Kenosha, Milwaukee, Ozaukee, Racine, Walworth, Washington, and Waukesha.

The Commission was created to provide the basic information and planning services necessary to solve problems which transcend the corporate boundaries and fiscal capabilities of the local units of government comprising the Southeastern Wisconsin Region.

Regional planning provides a meaningful technical approach to the proper planning and design of public works systems, such as:

- Highways
- Transit
- Sewerage
- Water Supply
- Park and Open Space Facilities

A regional approach is also essential for addressing environmental issues, including:

- Flooding
- Air and Water Pollution
- Natural Resource Base Deterioration
- Changing Land Use
- Funding

Basic financial support for the Commission's work program is provided by a regional tax levy apportioned to each of the seven counties on the basis of equalized valuation. These basic funds are supplemented by State and Federal aids.

DEPT/DIV: PUBLIC WORKS & DEVELOPMENT SERVICES - PLANNING & DEVELOP. - LAND & WATER MGMT PLA

	(1) 2021 Actual	(2) 2022 Adopted Budget	(3) 2022 Budget Adopted & Modified 6/30	(4) 2022 Actual as of 6/30	(5) 2022 Projected at 12/31	(6) 2023 Proposed Operating and Capital Budget
Supplies	360	0	0	50	50	0
Grants/Contributions	47,736	52,000	60,435	0	45,000	92,000
Total Expenses for Reporting Unit	48,096	52,000	60,435	50	45,050	92,000
Total Revenue for Reporting Unit	(56,531)	(52,000)	(60,435)	0	(45,000)	(92,000)
Total Levy for Reporting Unit	(8,435)	0			50	0

DEPT/DIV: PUBLIC WORKS & DEVELOPMENT SERVICES - PLANNING & DEVELOP. - LAND & WATER MGMT PLAN

REPORTING UNIT: PLANNING & DEVELOPMENT - LAND AND WATER MANAGEMENT

FUND: 260 DIVISION - SUBDIVISION #: 820-8285

		(1)	(2)	(3)	(4)	(5)	(6)
		2021	2022	2022 Budget	2022	2022	2023 Proposed
Account Description:	Account	Actual	Adopted Budget	Adopted & Modified 6/30	Actual as of 6/30	Projected at 12/31	Operating and Capital Budget
OTHER OPERATING SUPPLIES	534900	360	0	0	50	50	0
Appropriations Unit: Supplies		360	0	0	50	50	0
GRANT PROGRAM PAYMENT	571580	47,736	52,000	60,435	0	45,000	92,000
Appropriations Unit: Grants/Conrit		47,736	52,000	60,435	0	45,000	92,000
Total Expense for Reporting Unit		48,096	52,000	60,435	50	45,050	92,000

REPORTING UNIT: REVENUE: PLANNING & DEVELOPMENT - LAND AND WATER MANAGEMENT

FUND: 260 DIVISION - SUBDIVISION #: 820-8285

		(1)	(2)	(3)	(4)	(5)	(6)
		2021	2022	2022 Budget	2022	2022	2023 Proposed
Account Description:	Account	Actual	Adopted Budget	Adopted & Modified 6/30	Actual as of 6/30	Projected at 12/31	Operating and Capital Budget
LAND AND WATER	445450	56,531	52,000	52,000	0	45,000	92,000
CARRYOVER	449980	0	0	8,435	0	0	0
Appropriations Unit: Revenue		56,531	52,000	60,435	0	45,000	92,000
Total Funding for Reporting Unit		56,531	52,000	60,435	0	45,000	92,000

Total Expenses for Reporting Unit	48,096	52,000	60,435	50	45,050	92,000
Total Revenue for Reporting Unit	(56,531)	(52,000)	(60,435)	0	(45,000)	(92,000)
Total Levy for Reporting Unit	(8,435)	0			50	0

HOUSING AUTHORITY ACTIVITIES

The Kenosha County Housing Authority (KCHA), comprised of five members appointed by the County Executive and confirmed by the County Board of Supervisors, administers the following programs within Kenosha County, outside the City of Kenosha: the Housing Rehabilitation Loan Program, the Homestead Opportunity Loan Program, and the Fox River Flood Mitigation Program.

The Housing Rehabilitation Loan Program was established to conserve, rehabilitate, and improve residential property owned or occupied by low- and moderate-income residents of Kenosha County, outside the City of Kenosha. The Program offers deferred payment, no interest loans for the rehabilitation of owner-occupied properties, and low-interest installment loans for the rehabilitation of rental units and/or the conversion to rental units.

The Homestead Opportunity Loan Program was established to assist low- and moderate-income residents who are currently renters in purchasing property and becoming homeowners in Kenosha County, outside the City of Kenosha. Deferred payment, no interest loans are provided to assist buyers with a down payment and/or closing costs.

The Fox River Flood Mitigation Program was established for the acquisition of property and the relocation of residents that live within the designated 100-year recurrence interval floodplain that lies along the Fox River in the Town of Wheatland and the Village of Salem Lakes. All acquired dwellings are demolished and the property is placed in permanent open space. The purpose of the program is to reduce the threat to the health and safety of area residents and rescue workers resulting from the frequent and severe flooding of the Fox River. A secondary goal of the program is the removal of blighted and hazardous dwellings in the county.

GOALS AND OBJECTIVES

- The KCHA will continue to administer the Housing Rehabilitation Loan Program and approve new loans on an ongoing basis, as repaid funds from the 1985, 1988, 1990, and 1993 Wisconsin Community Development Block Grant (CDBG) awards become available for further housing rehabilitation activities.
- The KCHA will continue the administration of the Homestead Opportunity Loan Program by utilizing its existing revolving loan fund to help renters purchase a home in the County. The pride of home ownership has been shown to improve and stabilize neighborhoods within the County.

- The KCHA will continue to administer the Fox River Flood Mitigation Program that was initiated in 1994 with a CDBG Disaster Recovery Assistance Award, and recapitalized with six CDBG Housing and Emergency Assistance awards, (11) Federal Emergency Management Agency (FEMA) grant awards, and one Wisconsin Department of Natural Resources award.
- The KCHA will assist with the implementation of the Kenosha County Hazard Mitigation Plan.
- The KCHA will monitor Federal and State grant-in-aid programs for flood mitigation funding and seek such assistance, as it becomes available.

DEPT/DIV: PUBLIC WORKS & DEVELOPMENT SERVICES - COUNTY HOUSING AUTHORITY

	(1) 2021 <u>Actual</u>	(2) 2022 Adopted <u>Budget</u>	(3) 2022 Budget Adopted & <u>Modified 6/30</u>	(4) 2022 Actual <u>as of 6/30</u>	(5) 2022 Projected <u>at 12/31</u>	(6) 2023 Proposed Operating and <u>Capital Budget</u>
Contractual	68,141	0	0	29,014	29,014	0
Total Expenses for Reporting Unit	68,141	0	0	29,014	29,014	0
Total Revenue for Reporting Unit	(40,511)	0	0	(32,960)	(32,960)	0
Total Levy for Reporting Unit	27,629	0			(3,946)	0

DEPT/DIV: PUBLIC WORKS & DEVELOPMENT SERVICES - COUNTY HOUSING AUTHORITY

REPORTING UNIT: HOUSING AUTHORITY - 1990 WISCONSIN DEVELOPMENT FUND GRANT

FUND: 240 DIVISION - SUBDIVISION #: 850-8520

		(1)	(2)	(3)	(4)	(5)	(6)
		2021	2022	2022 Budget	2022	2022	2023 Proposed
Account Description:	Account	Actual	Adopted Budget	Adopted & Modified 6/30	Actual as of 6/30	Projected at 12/31	Operating and Capital Budget
CDBG/WDF REVOLVING LOAN	529490	51,829	0	0	27,014	27,014	0
WDF ADMINISTRATION	529590	16,312	0	0	2,000	2,000	0
Appropriations Unit:	Contractual	68,141	0	0	29,014	29,014	0
Total Expense for Reporting Unit		68,141	0	0	29,014	29,014	0

REPORTING UNIT: REVENUE: HOUSING AUTHORITY - 1990 WISCONSIN DEVELOPMENT FUND GRANT

FUND: 240 DIVISION - SUBDIVISION #: 850-8520

		(1)	(2)	(3)	(4)	(5)	(6)
		2021	2022	2022 Budget	2022	2022	2023 Proposed
Account Description:	Account	Actual	Adopted Budget	Adopted & Modified 6/30	Actual as of 6/30	Projected at 12/31	Operating and Capital Budget
CDBG REVOLVING LOAN REVENUE	442370	33,847	0	0	32,960	32,960	0
GENERAL FUND INTEREST	448240	3	0	0	0	0	0
OPERATING TRANSFER IN	449991	6,661	0	0	0	0	0
Appropriations Unit:	Revenue	40,511	0	0	32,960	32,960	0
Total Funding for Reporting Unit		40,511	0	0	32,960	32,960	0

Total Expenses for Reporting Unit	68,141	0	0	29,014	29,014	0
Total Revenue for Reporting Unit	(40,511)	0	0	(32,960)	(32,960)	0
Total Levy for Reporting Unit	27,629	0			(3,946)	0

This page left blank intentionally

CAPITAL PROJECTS ACTIVITIES

This budget contains non-lapsing funds for certain specified capital outlay projects, which are under the supervision and direction of the County Executive. Building/construction projects may also contain funds for certain capital equipment purchases approved as part of the overall project scope.

DEPT/DIV: PUBLIC WORKS & DEVELOPMENT SERVICES - CAPITAL PROJECTS - GENERAL

	(1)	(2)	(3)	(4)	(5)	(6)
	2021	2022	2022 Budget	2022	2022	2023 Proposed
	Actual	Adopted	Adopted &	Actual	Projected	Operating and
		Budget	Modified 6/30	as of 6/30	at 12/31	Capital Budget
Outlay	42,931	100,000	135,354	58,601	100,000	100,000
Cost Allocation	17,632,961	0	0	0	0	0
Debt Service	280,575	0	0	0	0	0
Total Expenses for Reporting Unit	17,956,467	100,000	135,354	58,601	100,000	100,000
Total Revenue for Reporting Unit	(17,908,383)	(100,000)	(135,354)	0	(100,000)	(100,000)
Total Levy for Reporting Unit	48,084	0			0	0

DEPT/DIV: PUBLIC WORKS & DEVELOPMENT SERVICES - CAPITAL PROJECTS - GENERAL

REPORTING UNIT: CAPITAL PROJECTS - GENERAL

FUND: 411 DIVISION - SUBDIVISION #: 790-7975

		(1)	(2)	(3)	(4)	(5)	(6)
		2021	2022	2022 Budget	2022	2022	2023 Proposed
Account Description:	Account	Actual	Adopted Budget	Adopted & Modified 6/30	Actual as of 6/30	Projected at 12/31	Operating and Capital Budget
DEBT SERVICE CHARGES	569100	280,575	0	0	0	0	0
Appropriations Unit: Debt Service		280,575	0	0	0	0	0
BUILDING IMPROVEMENTS	582200	42,931	100,000	135,354	58,601	100,000	100,000
Appropriations Unit: Outlay		42,931	100,000	135,354	58,601	100,000	100,000
OPERATING TRANSFER OUT	599991	17,632,961	0	0	0	0	0
Appropriations Unit: Cost Allocation		17,632,961	0	0	0	0	0
Total Expense for Reporting Unit		17,956,467	100,000	135,354	58,601	100,000	100,000

REPORTING UNIT: REVENUE: CAPITAL PROJECTS - GENERAL

FUND: 411 DIVISION - SUBDIVISION #: 790-7975

		(1)	(2)	(3)	(4)	(5)	(6)
		2021	2022	2022 Budget	2022	2022	2023 Proposed
Account Description:	Account	Actual	Adopted Budget	Adopted & Modified 6/30	Actual as of 6/30	Projected at 12/31	Operating and Capital Budget
BONDING	440000	17,823,000	100,000	100,000	0	100,000	100,000
PREMIUM ON BONDS	449030	85,383	0	0	0	0	0
CARRYOVER	449980	0	0	35,354	0	0	0
Appropriations Unit: Revenue		17,908,383	100,000	135,354	0	100,000	100,000
Total Funding for Reporting Unit		17,908,383	100,000	135,354	0	100,000	100,000

Total Expenses for Reporting Unit	17,956,467	100,000	135,354	58,601	100,000	100,000
Total Revenue for Reporting Unit	(17,908,383)	(100,000)	(135,354)	0	(100,000)	(100,000)
Total Levy for Reporting Unit	48,084	0			0	0

DEPT/DIV: PUBLIC WORKS & DEVELOPMENT SERVICES - CAPITAL PROJECTS - ENERGY REDUCTION TECH

	(1) 2021 Actual	(2) 2022 Adopted Budget	(3) 2022 Budget Adopted & Modified 6/30	(4) 2022 Actual as of 6/30	(5) 2022 Projected at 12/31	(6) 2023 Proposed Operating and Capital Budget
Outlay	49,607	0	264,612	34,335	75,000	50,000
Cost Allocation	90,000	0	0	0	0	0
Total Expenses for Reporting Unit	139,607	0	264,612	34,335	75,000	50,000
Total Revenue for Reporting Unit	(100,000)	0	(264,612)	0	0	(50,000)
Total Levy for Reporting Unit	39,607	0			75,000	0

DEPT/DIV: PUBLIC WORKS & DEVELOPMENT SERVICES - CAPITAL PROJECTS - ENERGY REDUCTION TECH

REPORTING UNIT: CAPITAL PROJECTS - ENERGY REDUCTION TECHNOLOGY

FUND: 434 DIVISION - SUBDIVISION #: 790-7950

		(1)	(2)	(3)	(4)	(5)	(6)
		2021	2022	2022 Budget	2022	2022	2023 Proposed
Account Description:	Account	Actual	Adopted Budget	Adopted & Modified 6/30	Actual as of 6/30	Projected at 12/31	Operating and Capital Budget
BUILDING IMPROVEMENTS	582200	49,607	0	264,612	34,335	75,000	50,000
Appropriations Unit: Outlay		49,607	0	264,612	34,335	75,000	50,000
OPERATING TRANSFER OUT	599991	90,000	0	0	0	0	0
Appropriations Unit: Cost Allocation		90,000	0	0	0	0	0
Total Expense for Reporting Unit		139,607	0	264,612	34,335	75,000	50,000

REPORTING UNIT: REVENUE: CAPITAL PROJECTS - ENERGY REDUCTION TECHNOLOGY

FUND: 434 DIVISION - SUBDIVISION #: 790-7950

		(1)	(2)	(3)	(4)	(5)	(6)
		2021	2022	2022 Budget	2022	2022	2023 Proposed
Account Description:	Account	Actual	Adopted Budget	Adopted & Modified 6/30	Actual as of 6/30	Projected at 12/31	Operating and Capital Budget
BONDING	440000	100,000	0	0	0	0	50,000
CARRYOVER	449980	0	0	264,612	0	0	0
Appropriations Unit: Revenue		100,000	0	264,612	0	0	50,000
Total Funding for Reporting Unit		100,000	0	264,612	0	0	50,000

Total Expenses for Reporting Unit	139,607	0	264,612	34,335	75,000	50,000
Total Revenue for Reporting Unit	(100,000)	0	(264,612)	0	0	(50,000)
Total Levy for Reporting Unit	39,607	0			75,000	0

DEPT/DIV: PUBLIC WORKS & DEVELOPMENT SERVICES - CAPITAL PROJECTS - PSB REMODEL EEOC - ME

	(1) 2021 <u>Actual</u>	(2) 2022 Adopted <u>Budget</u>	(3) 2022 Budget Adopted & <u>Modified 6/30</u>	(4) 2022 Actual <u>as of 6/30</u>	(5) 2022 Projected <u>at 12/31</u>	(6) 2023 Proposed Operating and <u>Capital Budget</u>
Outlay	45,367	0	343,304	0	0	0
Total Expenses for Reporting Unit	45,367	0	343,304	0	0	0
Total Revenue for Reporting Unit	0	0	(343,304)	0	0	0
Total Levy for Reporting Unit	45,367	0			0	0

DEPT/DIV: PUBLIC WORKS & DEVELOPMENT SERVICES - CAPITAL PROJECTS - PSB REMODEL EEOC - ME

REPORTING UNIT: CAPITAL PROJECTS - PSB REMODEL EEOC - MED EXAMINER

FUND: 425 DIVISION - SUBDIVISION #: 790-7951

		(1)	(2)	(3)	(4)	(5)	(6)
		2021	2022	2022 Budget	2022	2022	2023 Proposed
Account Description:	Account	Actual	Adopted Budget	Adopted & Modified 6/30	Actual as of 6/30	Projected at 12/31	Operating and Capital Budget
PURCH/PLAN/DESIGN/CONSTRUCT	582250	45,367	0	343,304	0	0	0
Appropriations Unit:	Outlay	45,367	0	343,304	0	0	0
Total Expense for Reporting Unit		45,367	0	343,304	0	0	0

REPORTING UNIT: REVENUE: CAPITAL PROJECTS - PSB REMODEL EEOC - MED EXAMINER

FUND: 425 DIVISION - SUBDIVISION #: 790-7951

		(1)	(2)	(3)	(4)	(5)	(6)
		2021	2022	2022 Budget	2022	2022	2023 Proposed
Account Description:	Account	Actual	Adopted Budget	Adopted & Modified 6/30	Actual as of 6/30	Projected at 12/31	Operating and Capital Budget
CARRYOVER	449980	0	0	343,304	0	0	0
Appropriations Unit:	Revenue	0	0	343,304	0	0	0
Total Funding for Reporting Unit		0	0	343,304	0	0	0

Total Expenses for Reporting Unit	45,367	0	343,304	0	0	0
Total Revenue for Reporting Unit	0	0	(343,304)	0	0	0
Total Levy for Reporting Unit	45,367	0			0	0

DEPT/DIV: PUBLIC WORKS & DEVELOPMENT SERVICES - CAPITAL PROJECTS - PSB HARDWARE UPGRADE

	(1) 2021 <u>Actual</u>	(2) 2022 Adopted <u>Budget</u>	(3) 2022 Budget Adopted & <u>Modified 6/30</u>	(4) 2022 Actual <u>as of 6/30</u>	(5) 2022 Projected <u>at 12/31</u>	(6) 2023 Proposed Operating and <u>Capital Budget</u>
Grants/Contributions	73,457	0	0	0	0	0
Total Expenses for Reporting Unit	73,457	0	0	0	0	0
Total Revenue for Reporting Unit	(73,457)	0	0	0	0	0
Total Levy for Reporting Unit	0	0			0	0

DEPT/DIV: PUBLIC WORKS & DEVELOPMENT SERVICES - CAPITAL PROJECTS - PSB HARDWARE UPGRADE

REPORTING UNIT: CAPITAL PROJECTS - PSB HARDWARE UPGRADE

FUND: 440 DIVISION - SUBDIVISION #: 790-7952

		(1)	(2)	(3)	(4)	(5)	(6)
		2021	2022	2022 Budget	2022	2022	2023 Proposed
Account Description:	Account	Actual	Adopted Budget	Adopted & Modified 6/30	Actual as of 6/30	Projected at 12/31	Operating and Capital Budget
PRIOR YEAR EXPENSE	574000	73,457	0	0	0	0	0
Appropriations Unit:	Grants/Contri	73,457	0	0	0	0	0
Total Expense for Reporting Unit		73,457	0	0	0	0	0

REPORTING UNIT: REVENUE: CAPITAL PROJECTS - PSB HARDWARE UPGRADE

FUND: 440 DIVISION - SUBDIVISION #: 790-7952

		(1)	(2)	(3)	(4)	(5)	(6)
		2021	2022	2022 Budget	2022	2022	2023 Proposed
Account Description:	Account	Actual	Adopted Budget	Adopted & Modified 6/30	Actual as of 6/30	Projected at 12/31	Operating and Capital Budget
OPERATING TRANSFER IN	449991	73,457	0	0	0	0	0
Appropriations Unit:	Revenue	73,457	0	0	0	0	0
Total Funding for Reporting Unit		73,457	0	0	0	0	0

Total Expenses for Reporting Unit	73,457	0	0	0	0	0
Total Revenue for Reporting Unit	(73,457)	0	0	0	0	0
Total Levy for Reporting Unit	0	0			0	0

This page left blank intentionally

OFFICE OF THE DIRECTOR

The Office of the Director provides leadership and support on a department-wide basis to empower, facilitate and oversee program and management activities of the divisions. The broad purposes of the Office of the Director are: to promote efficient and effective service delivery at the divisional level; to increase the accountability of divisional programs and services to the administration, the County Board and the public; and to serve as an impetus to service coordination and integration. Effective coordination and integration of activities across Divisions increases cost effectiveness and improves the comprehensiveness and quality of services, approaching the management ideal of organizational synergy, where the whole is truly better than the sum of the individual parts. Through these leadership and support activities, the Office of the Director enables divisions to better contribute to the overall mission of the department, to address more completely the needs of their shared clientele, advocate more fully on behalf of the most vulnerable members of the community and communicate more effectively the nature and outcomes of the department's work.

- To seek out and develop revenue options to maximize the service and management resources of the department and minimize the use of county levy to support Human Services within the county (i.e. Medical Assistance, Income Maintenance, Medicaid Reimbursement, and Federal/State Grants).
- To assure that all reasonable efforts are made by Divisions to contain costs and improve operational efficiencies without compromising service availability and quality.
- To implement through the service divisions of the agency mechanisms of quality assurance and service accountability through the RFP/RFA process and to make such information available to agency oversight bodies and the public.
- To promote and implement effective working relationships between the department and its many community partners, including private service providers, units of government, community-based organizations, education/training institutions, employers and funding entities.
- To ensure adequate facility, administrative and infrastructure support for divisional service systems and agency management within the one-stop Job Center/Human Services Building.

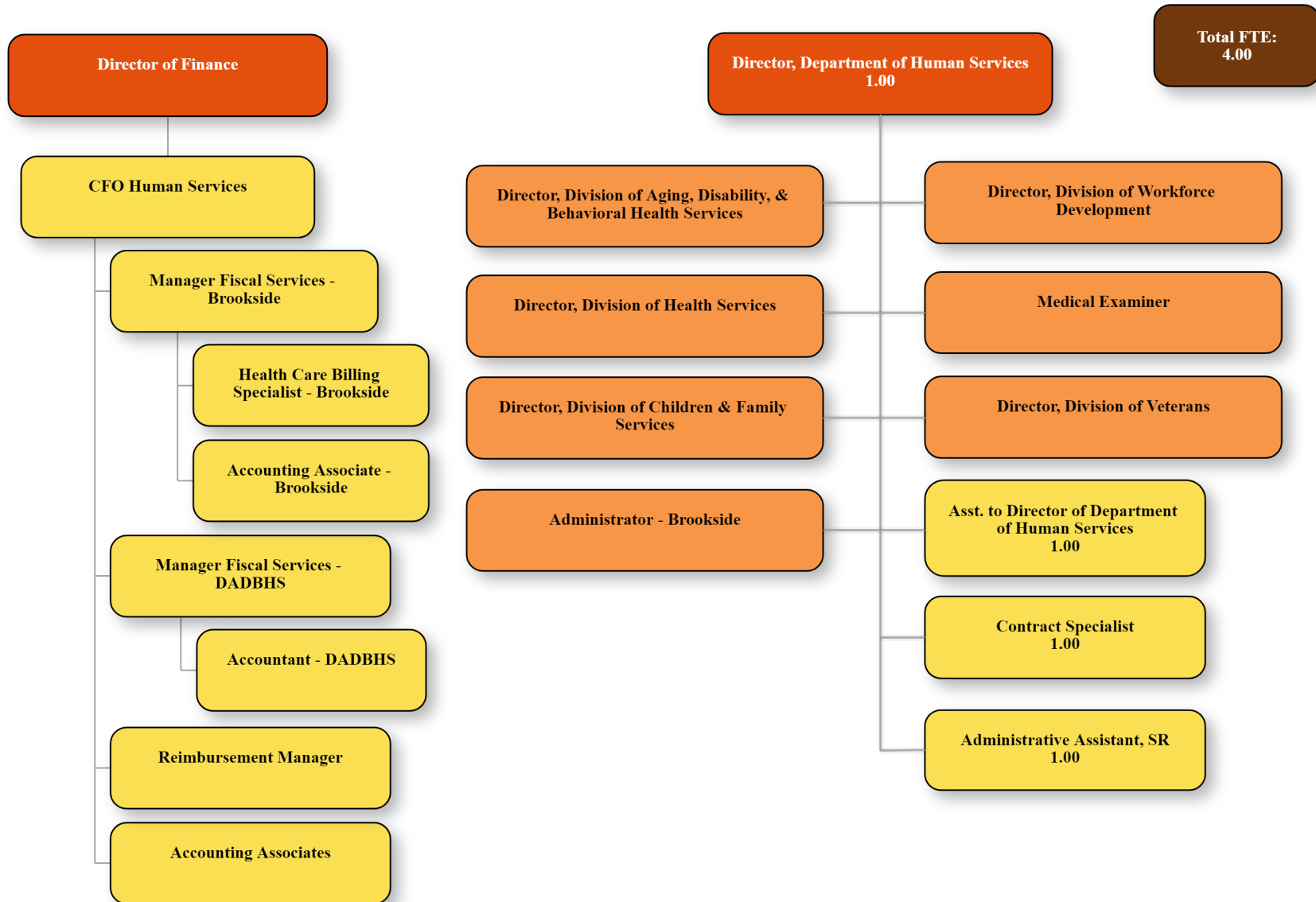
HUMAN SERVICES - OFFICE OF THE DIRECTOR

DIVISION	POSITION TITLE	CLASS TYPE	2019	2020	2021	2022	2023
<i>ADMINISTRATIVE</i>							
	DEPT DIRECTOR, HUMAN SERVICES	E15	1.00	1.00	1.00	1.00	1.00
	ASST TO DIRECTOR OF HUMAN SVS.	E12	1.00	1.00	1.00	1.00	1.00 *
	CONTRACT SPECIALIST	E6	1.00	1.00	1.00	1.00	1.00
	ADMINISTRATIVE ASSISTANT, SR	NE4	1.00	1.00	1.00	1.00	1.00
AREA TOTAL			4.00	4.00	4.00	4.00	4.00
DIVISION TOTAL			4.00	4.00	4.00	4.00	4.00

* Includes defunded positions. See Summary of Budgeted Personnel Changes.



County of Kenosha Department of Human Services



DEPT/DIV: HUMAN SERVICES - OFFICE OF THE DIRECTOR

	(1) 2021 Actual	(2) 2022 Adopted Budget	(3) 2022 Budget Adopted & Modified 6/30	(4) 2022 Actual as of 6/30	(5) 2022 Projected at 12/31	(6) 2023 Proposed Operating and Capital Budget
Personnel	810,720	898,006	898,006	419,716	898,006	1,037,747
Supplies	6,583	12,400	12,400	213	8,050	10,450
Fixed Charges	120,096	112,752	112,752	56,376	112,752	112,440
Grants/Contributions	150,257	227,437	227,437	99,250	198,000	227,437
Cost Allocation	3,252,766	0	0	0	0	0
Total Expenses for Reporting Unit	4,340,423	1,250,595	1,250,595	575,554	1,216,808	1,388,074
Total Revenue for Reporting Unit	(551,180)	(652,638)	(652,638)	(146,126)	(652,638)	(677,645)
Total Levy for Reporting Unit	3,789,243	597,957			564,170	710,429

DEPT/DIV: HUMAN SERVICES - OFFICE OF THE DIRECTOR

REPORTING UNIT: OFFICE OF THE DIRECTOR

FUND: 200 DIVISION - SUBDIVISION #: 410-4100

		(1)	(2)	(3)	(4)	(5)	(6)
		2021	2022	2022 Budget	2022	2022	2023 Proposed
Account Description:	Account	Actual	Adopted Budget	Adopted & Modified 6/30	Actual as of 6/30	Projected at 12/31	Operating and Capital Budget
SALARIES	511100	252,241	249,995	249,995	116,316	249,995	259,605
SALARIES-OVERTIME	511200	3,106	0	0	0	0	0
FICA	515100	18,413	19,125	19,125	8,471	19,125	19,860
RETIREMENT	515200	17,212	16,250	16,250	7,561	16,250	17,653
MEDICAL INSURANCE	515400	64,236	61,480	61,480	30,740	61,480	62,090
LIFE INSURANCE	515500	1,046	991	991	623	991	1,245
WORKERS COMPENSATION	515600	813	769	769	769	769	671
INTERDEPT PERSONNEL CHARGES	519990	453,653	549,396	549,396	255,236	549,396	676,623
Appropriations Unit: Personnel		810,720	898,006	898,006	419,716	898,006	1,037,747
OFFICE SUPPLIES	531200	0	200	200	0	100	100
SUBSCRIPTIONS	532200	5,078	4,350	4,350	38	4,000	5,100
BOOKS & MANUALS	532300	0	850	850	0	450	250
MILEAGE & TRAVEL	533900	86	2,000	2,000	0	1,000	1,000
STAFF DEVELOPMENT	543340	1,419	5,000	5,000	175	2,500	4,000
Appropriations Unit: Supplies		6,583	12,400	12,400	213	8,050	10,450
BUILDING RENTAL	553200	120,096	112,752	112,752	56,376	112,752	112,440
Appropriations Unit: Fixed Charges		120,096	112,752	112,752	56,376	112,752	112,440
PURCHASED SERVICES - ADMIN	571760	150,257	227,437	227,437	99,250	198,000	227,437
Appropriations Unit: Grants/Contri		150,257	227,437	227,437	99,250	198,000	227,437
OPERATING TRANSFER OUT	599991	3,252,766	0	0	0	0	0
Appropriations Unit: Cost Allocation		3,252,766	0	0	0	0	0
Total Expense for Reporting Unit		4,340,423	1,250,595	1,250,595	575,554	1,216,808	1,388,074

REPORTING UNIT:	REVENUE: OFFICE OF THE DIRECTOR
FUND: 200	DIVISION - SUBDIVISION #: 410-4100

Account Description:	Account	(1) 2021 Actual	(2) 2022 Adopted Budget	(3) 2022 Budget Adopted & Modified 6/30	(4) 2022 Actual as of 6/30	(5) 2022 Projected at 12/31	(6) 2023 Proposed Operating and Capital Budget
FEDERAL INTERDEPARTMENTAL REVENI	449100	551,180	652,638	652,638	146,126	652,638	677,645
Appropriations Unit: Revenue		551,180	652,638	652,638	146,126	652,638	677,645
Total Funding for Reporting Unit		551,180	652,638	652,638	146,126	652,638	677,645

Total Expenses for Reporting Unit	4,340,423	1,250,595	1,250,595	575,554	1,216,808	1,388,074
Total Revenue for Reporting Unit	(551,180)	(652,638)	(652,638)	(146,126)	(652,638)	(677,645)
Total Levy for Reporting Unit	3,789,243	597,957			564,170	710,429

DEPARTMENT OF HUMAN SERVICES

CENTRAL SERVICES

ACTIVITIES

Central Services provides building and tenant services for all DHS Divisions and other partners located at the Kenosha County Human Services/Job Center Building. Services include purchasing, safety, lease administration, building management, equipment procurement and maintenance, mail distribution, etc.

- To ensure safety for all public visitors and staff located at the Human Services/Job Center building.
- To maintain responsive internal facility services to all Human Services and Job Center Partners within the Human Services/Job Center building.
- To serve as a liaison to other County Departments including Public Works and external resources including Law Enforcement and Public Safety.

DEPT/DIV: HUMAN SERVICES - CENTRAL SERVICES

	(1) 2021 Actual	(2) 2022 Adopted Budget	(3) 2022 Budget Adopted & Modified 6/30	(4) 2022 Actual as of 6/30	(5) 2022 Projected at 12/31	(6) 2023 Proposed Operating and Capital Budget
Contractual	79,854	122,000	122,000	40,596	122,000	122,000
Supplies	284,484	320,000	320,000	131,250	320,000	320,000
Fixed Charges	37,637	72,500	72,500	14,866	72,500	72,500
Grants/Contributions	395,872	672,884	672,884	144,183	672,884	660,095
Cost Allocation	(1,052,663)	(763,893)	(763,893)	(635,436)	(763,893)	(746,523)
Total Expenses for Reporting Unit	(254,816)	423,491	423,491	(304,542)	423,491	428,072
Total Revenue for Reporting Unit	(69,094)	(180,991)	(180,991)	(57,097)	(180,991)	(180,991)
Total Levy for Reporting Unit	(323,909)	242,500			242,500	247,081

DEPT/DIV: HUMAN SERVICES - CENTRAL SERVICES

REPORTING UNIT: CENTRAL SERVICES

FUND: 202 DIVISION - SUBDIVISION #: 440-4410

		(1)	(2)	(3)	(4)	(5)	(6)
		2021	2022	2022 Budget	2022	2022	2023 Proposed
Account Description:	Account	Actual	Adopted Budget	Adopted & Modified 6/30	Actual as of 6/30	Projected at 12/31	Operating and Capital Budget
OFFICE MACHINES	524200	75,243	110,000	110,000	39,567	110,000	110,000
Appropriations Unit: Contractual		75,243	110,000	110,000	39,567	110,000	110,000
FURN/FIXTURE>\$100<\$5000	530010	525	10,000	10,000	0	10,000	10,000
MACHY/EQUIP>\$100<\$5000	530050	33,340	10,000	10,000	7,249	10,000	10,000
POSTAGE	531100	29,029	70,000	70,000	33,734	70,000	70,000
OFFICE SUPPLIES	531200	61,579	75,000	75,000	29,549	75,000	75,000
Appropriations Unit: Supplies		124,474	165,000	165,000	70,532	165,000	165,000
EQUIPMENT LEASE/RENTAL	553300	36,893	65,000	65,000	14,470	65,000	65,000
Appropriations Unit: Fixed Charges		36,893	65,000	65,000	14,470	65,000	65,000
PURCHASED SERVICES - PROGRAM	571770	342,330	604,884	604,884	120,561	604,884	587,514
Appropriations Unit: Grants/Contrit		342,330	604,884	604,884	120,561	604,884	587,514
INTERDEPARTMENTAL CHARGES	591000	(1,052,663)	(763,893)	(763,893)	(635,436)	(763,893)	(746,523)
Appropriations Unit: Cost Allocation		(1,052,663)	(763,893)	(763,893)	(635,436)	(763,893)	(746,523)
Total Expense for Reporting Unit		(473,722)	180,991	180,991	(390,307)	180,991	180,991

REPORTING UNIT: CENTRAL SERVICES - COUNTY MAIL SERVICES

FUND: 202 DIVISION - SUBDIVISION #: 440-4420

		(1)	(2)	(3)	(4)	(5)	(6)
		2021	2022	2022 Budget	2022	2022	2023 Proposed
Account Description:	Account	Actual	Adopted Budget	Adopted & Modified 6/30	Actual as of 6/30	Projected at 12/31	Operating and Capital Budget
OFFICE MACHINES	524200	4,610	12,000	12,000	1,029	12,000	12,000
Appropriations Unit: Contractual		4,610	12,000	12,000	1,029	12,000	12,000
POSTAGE	531100	156,972	150,000	150,000	60,386	150,000	150,000
OFFICE SUPPLIES	531200	3,038	5,000	5,000	332	5,000	5,000
Appropriations Unit: Supplies		160,010	155,000	155,000	60,718	155,000	155,000
EQUIPMENT LEASE/RENTAL	553300	744	7,500	7,500	396	7,500	7,500
Appropriations Unit: Fixed Charges		744	7,500	7,500	396	7,500	7,500

PURCHASED SERVICES - PROGRAM	571770	53,542	68,000	68,000	23,622	68,000	72,581
Appropriations Unit: Grants/Contrit		53,542	68,000	68,000	23,622	68,000	72,581
Total Expense for Reporting Unit		218,907	242,500	242,500	85,765	242,500	247,081

REPORTING UNIT:	REVENUE: CENTRAL SERVICES
FUND: 202	DIVISION - SUBDIVISION #: 440-4410

		(1)	(2)	(3)	(4)	(5)	(6)
		2021	2022	2022 Budget	2022	2022	2023 Proposed
Account Description:	Account	Actual	Adopted Budget	Adopted & Modified 6/30	Actual as of 6/30	Projected at 12/31	Operating and Capital Budget
RENTAL INCOME	448550	69,094	180,991	180,991	57,097	180,991	180,991
Appropriations Unit: Revenue		69,094	180,991	180,991	57,097	180,991	180,991
Total Funding for Reporting Unit		69,094	180,991	180,991	57,097	180,991	180,991

Total Expenses for Reporting Unit	(254,816)	423,491	423,491	(304,542)	423,491	428,072
Total Revenue for Reporting Unit	(69,094)	(180,991)	(180,991)	(57,097)	(180,991)	(180,991)
Total Levy for Reporting Unit	(323,909)	242,500			242,500	247,081

DIVISION OF WORKFORCE DEVELOPMENT

MISSION STATEMENT

The mission of the Kenosha County Division of Workforce Development is to create and operate an equitable service delivery system that fully integrates Economic Support, Child Support, Child Care, and Employment Services into a single system of case management that emphasizes social and economic self-sufficiency as our participant's primary goal. The Division's mission is accomplished through the provision of a variety of programs and partnerships that include Child Support, FoodShare, Medical Assistance, Child Care subsidies, FoodShare Employment and Training (FSET), Children First, ELEVATE, and Workforce Innovation and Opportunity Act (WIOA) services.

To accomplish its mission and to achieve its goals the Division of Workforce Development collaborates with a number of other County divisions, educational institutions, local businesses, community-based organizations, public and private partners. Some of the established goals for the division include:

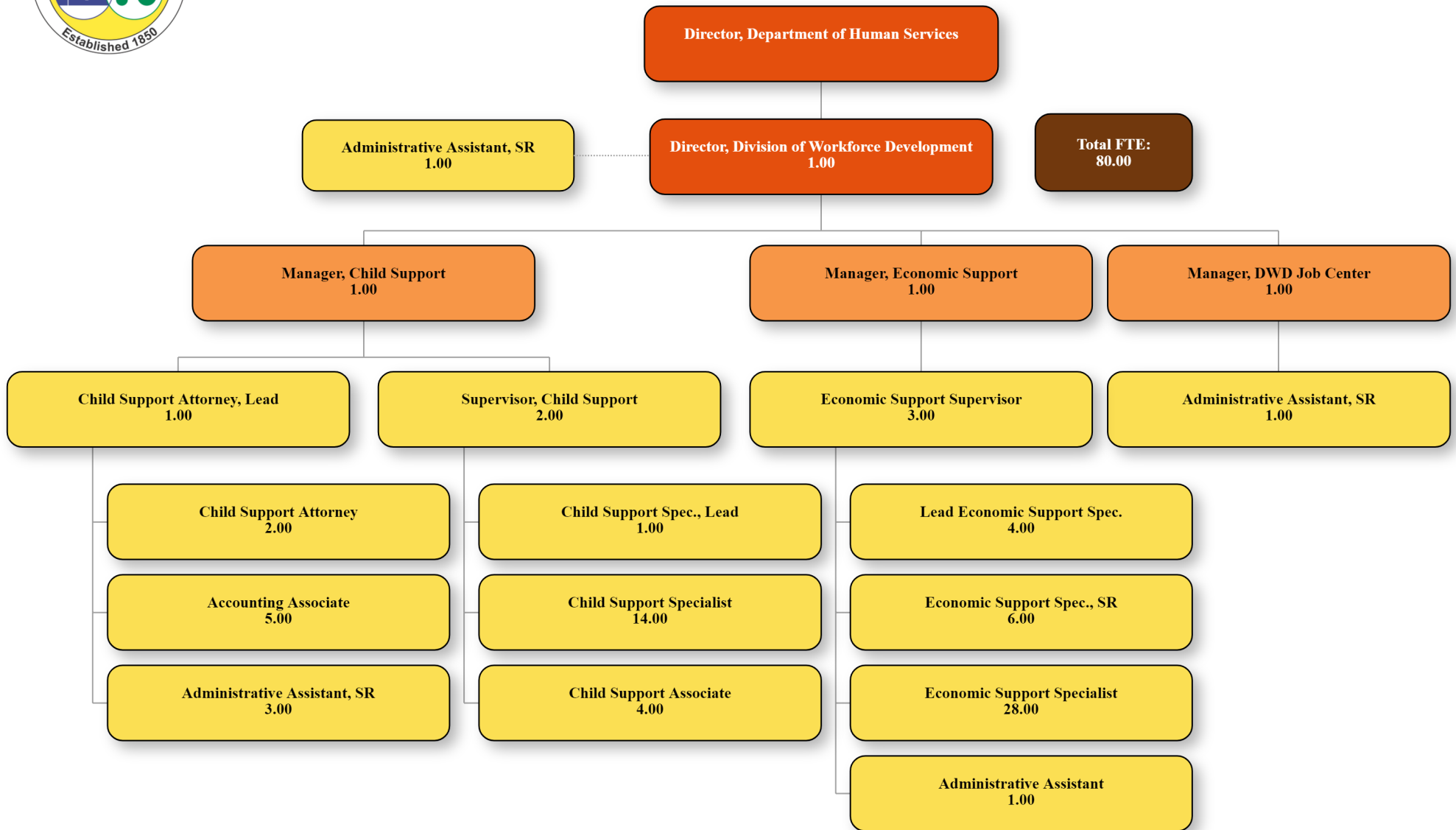
- Administering successful training and employment support programs that assist individuals and families to become self-sufficient
- Ensuring that employment support services, such as Child Care, FoodShare, BadgerCare and Medical Assistance are easily accessible to eligible persons
- Connecting low income individuals to programs and services that help them to gain skills, education and knowledge that result in self-sustaining employment
- Maintaining a high standard of customer service to insure timely access for all eligible members of the community
- Substantially increasing paternity establishment, child support orders and child support collection rates to bring about family stability and self-sufficiency for custodial parents
- Identifying and delivering appropriate, professional, and equitable services to all eligible persons
- Insuring that service delivery methods follow program guidelines that meet customer needs and performance benchmarks
- Actively pursuing state and federal funds to enhance services to the public through new program initiatives and projects
- Meeting or exceeding State performance standards for all program areas within DWD

HUMAN SERVICES - WORKFORCE DEVELOPMENT

DIVISION	POSITION TITLE	CLASS TYPE	2019	2020	2021	2022	2023
<i>ADMINISTRATIVE</i>							
	MANAGER, DWD JOB CENTER	E9	1.00	1.00	1.00	1.00	1.00
	BUSINESS SERVICES JOB DEVELOPER	GRANT	1.00	1.00	1.00	1.00	0.00
	ADMINISTRATIVE ASSISTANT, SR	NE4	2.00	2.00	2.00	2.00	2.00
	ADMINISTRATIVE ASSISTANT	NE2	1.00	1.00	1.00	1.00	1.00
AREA TOTAL			5.00	5.00	5.00	5.00	4.00
<i>ECONOMIC SUPPORT</i>							
	DIRECTOR, WORKFORCE DEVELOPMENT	E10	1.00	1.00	1.00	1.00	1.00
	ECONOMIC SUPPORT MANAGER	E7	1.00	1.00	1.00	1.00	1.00
	ECONOMIC SUPPORT SUPERVISOR	E5	3.00	3.00	3.00	3.00	3.00
	LEAD ECON SUPPORT SPECIALIST	NE6	4.00	4.00	4.00	4.00	4.00
	ECON SUPPORT SPECIALIST,SR	NE5	16.00	10.00	8.00	8.00	6.00
	ECON SUPPORT SPECIALIST	NE4	17.00	23.00	25.00	26.00	28.00
AREA TOTAL			42.00	42.00	42.00	43.00	43.00
<i>CHILD SUPPORT</i>							
	CHILD SUPPORT ATTORNEY, LEAD	E10	1.00	1.00	1.00	1.00	1.00
	CHILD SUPPORT ATTORNEY	E9	2.00	2.00	2.00	2.00	2.00
	MANAGER, CHILD SUPPORT	E7	1.00	1.00	1.00	1.00	1.00
	CHILD SUPPORT SUPERVISOR	E5	2.00	2.00	2.00	2.00	2.00
	LEAD CHILD SUPPORT SPECIALIST	NE8	0.00	0.00	0.00	1.00	1.00
	CHILD SUPPORT SPECIALIST	NE6	15.00	15.00	15.00	14.00	14.00
	CHILD SUPPORT ASSOCIATE	NE4	4.00	4.00	4.00	4.00	4.00
	ACCOUNTING ASSOCIATE	NE4	5.00	5.00	5.00	5.00	5.00
	ADMINISTRATIVE ASSISTANT, SR	NE4	3.00	3.00	3.00	3.00	3.00
AREA TOTAL			33.00	33.00	33.00	33.00	33.00
DIVISION TOTAL			80.00	80.00	80.00	81.00	80.00



County of Kenosha Division of Workforce Development



DEPT/DIV: HUMAN SERVICES - WORKFORCE DEVELOPMENT

	(1)	(2)	(3)	(4)	(5)	(6)
	2021	2022	2022 Budget	2022	2022	2023 Proposed
	Actual	Adopted	Adopted &	Actual	Projected	Operating and
		Budget	Modified 6/30	as of 6/30	at 12/31	Capital Budget
Personnel	6,021,338	6,477,213	6,477,213	2,827,644	6,477,213	6,416,791
Contractual	119,863	208,900	208,900	71,267	208,900	228,900
Supplies	9,050	27,565	27,565	6,519	27,565	26,550
Fixed Charges	649,167	624,308	624,308	354,152	624,308	636,109
Grants/Contributions	7,249,455	9,083,722	9,083,722	3,552,547	9,083,722	9,078,028
Cost Allocation	500	0	0	0	0	0
Total Expenses for Reporting Unit	14,049,374	16,421,708	16,421,708	6,812,129	16,421,708	16,386,378
Total Revenue for Reporting Unit	(13,761,275)	(15,066,848)	(15,066,848)	(4,325,505)	(15,396,533)	(15,065,471)
Total Levy for Reporting Unit	288,099	1,354,860			1,025,175	1,320,907

DEPT/DIV: HUMAN SERVICES - WORKFORCE DEVELOPMENT
REPORTING UNIT: WORKFORCE DEVELOPMENT
FUND: 200 DIVISION - SUBDIVISION #: 430-4300

		(1)	(2)	(3)	(4)	(5)	(6)
		2021	2022	2022 Budget	2022	2022	2023 Proposed
Account Description:	Account	Actual	Adopted Budget	Adopted & Modified 6/30	Actual as of 6/30	Projected at 12/31	Operating and Capital Budget
SALARIES	511100	4,025,935	4,345,409	4,345,409	1,869,638	4,345,409	4,335,739
SALARIES-OVERTIME	511200	6,521	15,500	15,500	1,239	15,500	15,500
FICA	515100	294,756	333,612	333,612	135,176	333,612	332,869
RETIREMENT	515200	270,976	283,474	283,474	121,601	283,474	295,884
MEDICAL INSURANCE	515400	1,471,512	1,481,880	1,481,880	687,467	1,481,880	1,419,530
LIFE INSURANCE	515500	8,598	9,207	9,207	4,392	9,207	8,861
WORKERS COMPENSATION	515600	8,598	8,131	8,131	8,131	8,131	8,408
INTERDEPT PERSONNEL CHARGES	519990	(65,557)	0	0	0	0	0
Appropriations Unit: Personnel		6,021,338	6,477,213	6,477,213	2,827,644	6,477,213	6,416,791
BLOOD TEST	521880	32,516	70,000	70,000	17,458	70,000	70,000
OTHER PROFESSIONAL SERVICES	521900	13,587	26,400	26,400	3,521	26,400	26,400
LEGAL SERVICE	525500	72,891	110,000	110,000	49,988	110,000	130,000
FILING FEES	525560	870	2,500	2,500	300	2,500	2,500
Appropriations Unit: Contractual		119,863	208,900	208,900	71,267	208,900	228,900
OFFICE SUPPLIES	531200	45	1,250	1,250	401	1,250	1,250
SUBSCRIPTIONS	532200	1,784	2,000	2,000	1,543	2,000	2,000
BOOKS & MANUALS	532300	398	800	800	279	800	800
MILEAGE & TRAVEL	533900	633	9,000	9,000	576	9,000	8,500
STAFF DEVELOPMENT	543340	6,191	14,515	14,515	3,721	14,515	14,000
Appropriations Unit: Supplies		9,050	27,565	27,565	6,519	27,565	26,550
PUBLIC LIABILITY INSURANCE	551300	65,151	83,996	83,996	83,996	83,996	97,019
BUILDING RENTAL	553200	584,016	540,312	540,312	270,156	540,312	539,090
Appropriations Unit: Fixed Charges		649,167	624,308	624,308	354,152	624,308	636,109
PURCHASED SERVICES - ADMIN	571760	170,734	0	0	0	0	0
PURCHASED SERVICES - PROGRAM	571770	7,078,721	9,083,722	9,083,722	3,552,547	9,083,722	9,078,028
Appropriations Unit: Grants/Contri		7,249,455	9,083,722	9,083,722	3,552,547	9,083,722	9,078,028
OPERATING TRANSFER OUT	599991	500	0	0	0	0	0
Appropriations Unit: Cost Allocation		500	0	0	0	0	0
Total Expense for Reporting Unit		14,049,374	16,421,708	16,421,708	6,812,129	16,421,708	16,386,378

REPORTING UNIT:	REVENUE: WORKFORCE DEVELOPMENT
FUND: 200	DIVISION - SUBDIVISION #: 430-4300

Account Description:	Account	(1) 2021 Actual	(2) 2022 Adopted Budget	(3) 2022 Budget Adopted & Modified 6/30	(4) 2022 Actual as of 6/30	(5) 2022 Projected at 12/31	(6) 2023 Proposed Operating and Capital Budget
CHILD CARE ELIGIBILITY	442711	0	221,409	221,409	0	221,409	219,522
DOC-WTW REVENUE	442737	197,415	500,000	500,000	69,988	500,000	500,000
WIOA CONTRACT REVENUE	442740	2,619,107	3,804,569	3,804,569	916,805	3,804,569	3,805,976
COLLECTIONS	443015	122,944	150,000	150,000	62,283	150,000	150,000
WHEAP REVENUE	443200	170,734	0	0	0	0	0
CHILD CARE ADMINISTRATION	443210	959,907	815,773	815,773	287,729	815,773	815,773
CHILDREN FIRST	443225	57,503	89,580	89,580	19,255	89,580	90,578
SPSK REVENUE	443226	168,537	217,094	217,094	40,874	217,094	219,916
INCOME MAINTENANCE	443240	5,856,021	6,105,044	6,105,044	1,766,969	6,105,044	6,084,828
INCOME MAINTENANCE - ENHANCED	443242	340,169	0	0	0	0	0
ACCESS & VISITATION	443420	55,000	41,500	41,500	15,288	41,500	40,000
CHILD SUPPORT REVENUE	443450	2,509,056	3,109,279	3,109,279	808,257	3,109,279	3,126,278
CHILD SUPPORT INCENTIVE REVENUE	443465	455,776	0	0	152,440	152,440	0
REIMBURSEMENT VS FEES	443480	469	600	600	219	600	600
BLOOD TESTS	443530	15,802	12,000	12,000	8,153	12,000	12,000
JAIL LITERACY PROJECT	445690	3,645	0	0	2,085	2,085	0
PRIOR YEAR REVENUE	448600	229,189	0	0	175,160	175,160	0
Appropriations Unit: Revenue		13,761,275	15,066,848	15,066,848	4,325,505	15,396,533	15,065,471
Total Funding for Reporting Unit		13,761,275	15,066,848	15,066,848	4,325,505	15,396,533	15,065,471

Total Expenses for Reporting Unit	14,049,374	16,421,708	16,421,708	6,812,129	16,421,708	16,386,378
Total Revenue for Reporting Unit	(13,761,275)	(15,066,848)	(15,066,848)	(4,325,505)	(15,396,533)	(15,065,471)
Total Levy for Reporting Unit	288,099	1,354,860			1,025,175	1,320,907

DIVISION OF VETERANS SERVICES

MISSION STATEMENT

The mission of the County Division of Veterans Services is to assist veterans and their families with obtaining local, state and federal benefits. The division specializes in assisting veterans throughout their claim process from start to finish to include assisting with completing numerous other legal documents. The division is committed to advocating for veterans, but most importantly to provide quality services to our heroes.

The Kenosha County Division of Veterans Services is in its totality a service function of county government which shares with nation and state a historic obligation to veterans and their families, by facilitating claims, applications and numerous other legal forms, and by acting as an advocate for Kenosha County veterans before complex and somewhat ponderous state and federal agencies.

The Kenosha County Division of Veterans Services renders timely, efficient and competent assistance to Kenosha County veterans and their families, delivered with dignity, compassion and respect earned in service to this great nation.

HUMAN SERVICES - VETERANS SERVICES

DIVISION	POSITION TITLE	CLASS TYPE	2019	2020	2021	2022	2023
----------	----------------	------------	------	------	------	------	------

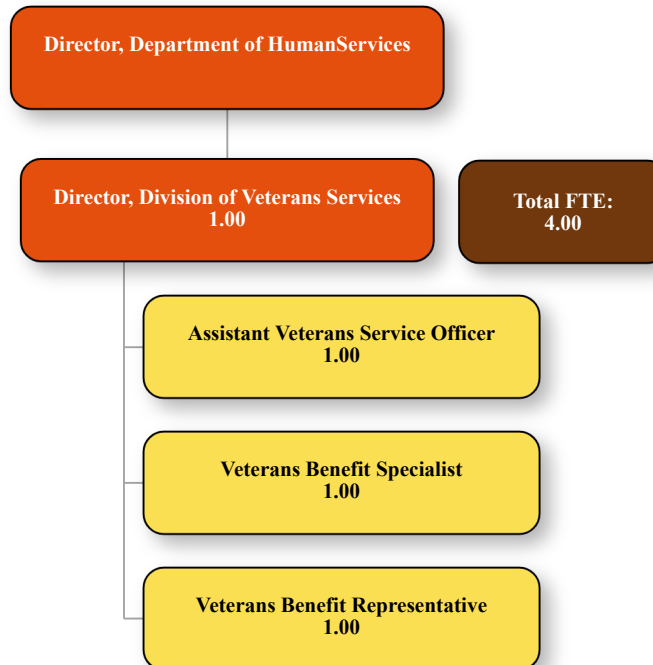
ADMINISTRATIVE

DIRECTOR, VETERAN SERVICES	E6	1.00	1.00	1.00	1.00	1.00
ASSISTANT VETERANS SVS OFFICER	E1	1.00	1.00	1.00	1.00	1.00
VETERANS BENEFIT SPECIALIST	NE4	1.00	1.00	1.00	1.00	1.00
VETERANS BENEFIT REPRESENTATIVE	NE3	0.00	1.00	1.00	1.00	1.00
ADMINISTRATIVE ASSISTANT	NE2	1.00	0.00	0.00	0.00	0.00

DIVISION TOTAL		4.00	4.00	4.00	4.00	4.00
-----------------------	--	-------------	-------------	-------------	-------------	-------------



County of Kenosha Division of Veterans Services



DEPT/DIV: HUMAN SERVICES - VETERANS SERVICES

	(1)	(2)	(3)	(4)	(5)	(6)
	2021	2022	2022 Budget	2022	2022	2023 Proposed
	Actual	Adopted	Adopted &	Actual	Projected	Operating and
		Budget	Modified 6/30	as of 6/30	at 12/31	Capital Budget
Personnel	287,808	303,774	303,774	147,526	303,876	321,087
Supplies	7,201	21,760	21,760	7,466	17,260	22,210
Fixed Charges	25,050	25,444	25,444	12,934	25,444	24,289
Grants/Contributions	34,838	41,000	41,000	13,242	33,000	41,000
Total Expenses for Reporting Unit	354,897	391,978	391,978	181,168	379,580	408,586
Total Revenue for Reporting Unit	(9,352)	(13,650)	(13,650)	(15,763)	(17,300)	(14,300)
Total Levy for Reporting Unit	345,545	378,328			362,280	394,286

DEPT/DIV: HUMAN SERVICES - VETERANS SERVICES

REPORTING UNIT: VETERANS SERVICES

FUND: 100 DIVISION - SUBDIVISION #: 520-5200

		(1)	(2)	(3)	(4)	(5)	(6)
		2021	2022	2022 Budget	2022	2022	2023 Proposed
Account Description:	Account	Actual	Adopted Budget	Adopted & Modified 6/30	Actual as of 6/30	Projected at 12/31	Operating and Capital Budget
SALARIES	511100	221,672	232,898	232,898	106,070	225,000	237,452
SALARIES-OVERTIME	511200	2,081	0	0	5,694	8,000	0
OTHER PER DIEM	514900	1,180	0	0	0	0	0
FICA	515100	16,936	17,817	17,817	8,347	17,817	18,165
RETIREMENT	515200	14,901	15,138	15,138	7,265	15,138	16,147
MEDICAL INSURANCE	515400	29,522	36,040	36,040	18,903	36,040	47,110
LIFE INSURANCE	515500	794	749	749	653	749	1,053
WORKERS COMPENSATION	515600	344	325	325	325	325	353
INTERDEPT PERSONNEL CHARGES	519990	(269)	0	0	0	0	0
Appropriations Unit: Personnel		287,162	302,967	302,967	147,257	303,069	320,280
OFFICE SUPPLIES	531200	0	500	500	347	1,000	1,000
ADVERTISING	532600	405	1,000	1,000	0	500	500
MILEAGE & TRAVEL	533900	1,484	2,800	2,800	2,002	4,000	3,500
STAFF DEVELOPMENT	543340	5,311	15,700	15,700	4,937	10,000	15,450
Appropriations Unit: Supplies		7,201	20,000	20,000	7,286	15,500	20,450
PUBLIC LIABILITY INSURANCE	551300	1,362	1,756	1,756	1,756	1,756	1,976
BUILDING RENTAL	553200	23,688	23,688	23,688	11,178	23,688	22,313
Appropriations Unit: Fixed Charges		25,050	25,444	25,444	12,934	25,444	24,289
PURCHASED SERVICES - PROGRAM	571770	17,445	20,000	20,000	5,776	12,000	20,000
OTHER DIRECT RELIEF	571900	8,171	10,000	10,000	7,364	10,000	10,000
MEMORIAL MARKERS	573110	9,222	11,000	11,000	103	11,000	11,000
Appropriations Unit: Grants/Contrit		34,838	41,000	41,000	13,242	33,000	41,000
Total Expense for Reporting Unit		354,251	389,411	389,411	180,719	377,013	406,019

REPORTING UNIT:	VETERANS SERVICES COMMISSION
FUND: 100	DIVISION - SUBDIVISION #: 520-5230

		(1)	(2)	(3)	(4)	(5)	(6)
		2021	2022	2022 Budget	2022	2022	2023 Proposed
Account Description:	Account	Actual	Adopted Budget	Adopted & Modified 6/30	Actual as of 6/30	Projected at 12/31	Operating and Capital Budget
PER DIEM	514100	600	750	750	250	750	750
FICA	515100	46	57	57	19	57	57
Appropriations Unit: Personnel		646	807	807	269	807	807
MEMBERSHIP DUES	532400	0	60	60	0	60	60
MILEAGE & TRAVEL	533900	0	700	700	0	700	700
STAFF DEVELOPMENT	543340	0	1,000	1,000	180	1,000	1,000
Appropriations Unit: Supplies		0	1,760	1,760	180	1,760	1,760
Total Expense for Reporting Unit		646	2,567	2,567	449	2,567	2,567

REPORTING UNIT:	REVENUE: VETERANS SERVICES
FUND: 100	DIVISION - SUBDIVISION #: 520-5200

		(1)	(2)	(3)	(4)	(5)	(6)
		2021	2022	2022 Budget	2022	2022	2023 Proposed
Account Description:	Account	Actual	Adopted Budget	Adopted & Modified 6/30	Actual as of 6/30	Projected at 12/31	Operating and Capital Budget
VETERANS SERVICE REVENUE	443470	9,352	13,650	13,650	14,300	14,300	14,300
DONATIONS	448650	0	0	0	1,463	3,000	0
Appropriations Unit: Revenue		9,352	13,650	13,650	15,763	17,300	14,300
Total Funding for Reporting Unit		9,352	13,650	13,650	15,763	17,300	14,300

Total Expenses for Reporting Unit	354,897	391,978	391,978	181,168	379,580	408,586
Total Revenue for Reporting Unit	(9,352)	(13,650)	(13,650)	(15,763)	(17,300)	(14,300)
Total Levy for Reporting Unit	345,545	378,328			362,280	394,286

This page left blank intentionally

OFFICE OF THE MEDICAL EXAMINER

MISSION STATEMENT

To promote and maintain the highest professional standards in the field of medicolegal death investigation; to provide timely, accurate and legally defensible determination of cause and manner of death; to enhance public health and safety by increasing awareness of preventable deaths; to support the advancement of professional medical and legal education; and to protect the interest of the decedents, their loved ones and the communities we serve.

OBJECTIVES

- To ensure that investigations are carried out in an expeditious and professional manner, while maintaining the highest level of sensitivity and compassion to the surviving loved ones during their time of grief.
- To coordinate with other public health and safety organizations and entities to reduce the incidence of preventable deaths.
- To participate as part of the governmental response team for emergency management services.

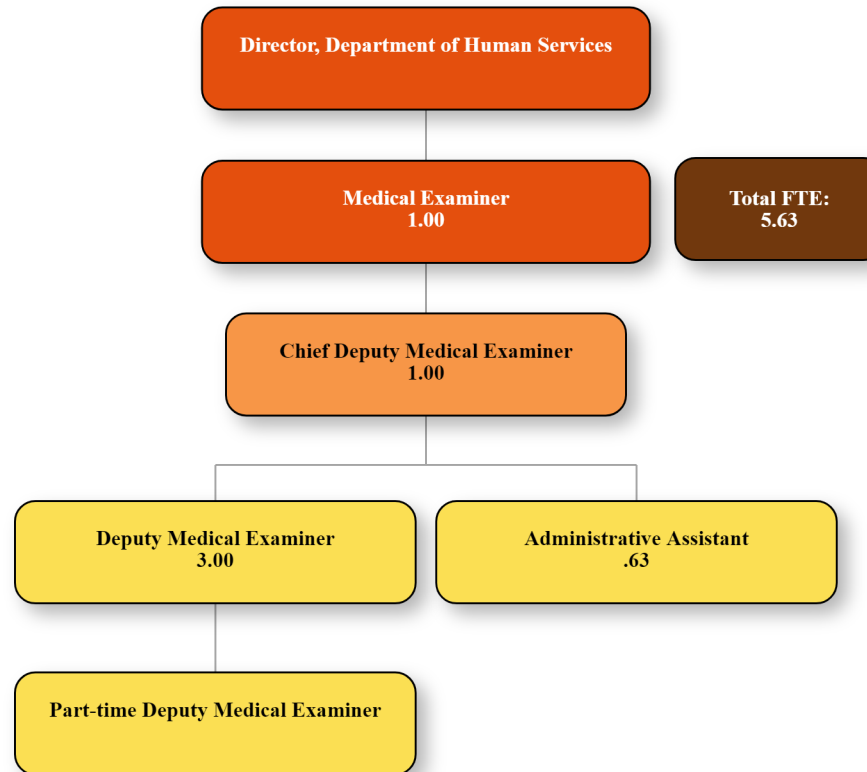
HUMAN SERVICES - MEDICAL EXAMINER

DIVISION	POSITION TITLE	CLASS TYPE	2019	2020	2021	2022	2023
	MEDICAL EXAMINER	E7/E8	1.00	1.00	1.00	1.00	1.00
	CHIEF DEPUTY MEDICAL EXAMINER	E6/E7	1.00	1.00	1.00	1.00	1.00
	DEPUTY MEDICAL EXAMINER	NE9	2.00	2.00	2.00	2.00	3.00
	ADMINISTRATIVE ASSISTANT	NE2	0.62	0.63	0.63	0.63	0.63
	DEPUTY EXAMINER*	PT-TIME	1.50	0.00	0.00	0.00	0.00
DIVISION TOTAL			6.12	4.63	4.63	4.63	5.63

* Seasonal, Temporary, and/or Intern employees are no longer be reflected as an FTE count within the Division's budget, effective as of the 2020 budget year. Costs of these positions are entered as a total sum amount in the appropriate main account.



County of Kenosha Medical Examiner



DEPT/DIV: HUMAN SERVICES - OFFICE OF THE MEDICAL EXAMINER

	(1) 2021 Actual	(2) 2022 Adopted Budget	(3) 2022 Budget Adopted & Modified 6/30	(4) 2022 Actual as of 6/30	(5) 2022 Projected at 12/31	(6) 2023 Proposed Operating and Capital Budget
Personnel	612,849	565,606	565,606	295,927	583,563	674,122
Contractual	226,610	220,500	264,000	91,167	259,193	293,300
Supplies	21,502	35,588	35,588	9,661	25,029	34,088
Fixed Charges	9,955	9,609	9,609	6,042	9,609	10,877
Grants/Contributions	4,220	4,000	4,000	1,746	4,000	4,000
Outlay	30,550	0	44,451	5,697	5,697	0
Cost Allocation	5,139	6,000	6,000	495	6,000	6,000
Total Expenses for Reporting Unit	910,825	841,303	929,254	410,734	893,091	1,022,387
Total Revenue for Reporting Unit	(519,181)	(346,583)	(434,534)	(212,027)	(425,437)	(386,862)
Total Levy for Reporting Unit	391,643	494,720			467,655	635,525

DEPT/DIV: HUMAN SERVICES - OFFICE OF THE MEDICAL EXAMINER

REPORTING UNIT: OFFICE OF THE MEDICAL EXAMINER

FUND: 100 DIVISION - SUBDIVISION #: 510-5100

		(1)	(2)	(3)	(4)	(5)	(6)
		2021	2022	2022 Budget	2022	2022	2023 Proposed
Account Description:	Account	Actual	Adopted Budget	Adopted & Modified 6/30	Actual as of 6/30	Projected at 12/31	Operating and Capital Budget
SALARIES	511100	421,452	395,111	395,111	198,048	407,986	477,181
SALARIES-OVERTIME	511200	15,184	0	0	8,357	8,357	0
FICA	515100	32,254	30,226	30,226	15,092	29,827	36,505
RETIREMENT	515200	24,020	21,058	21,058	11,511	22,778	27,006
MEDICAL INSURANCE	515400	117,398	112,360	112,360	56,180	112,361	124,180
LIFE INSURANCE	515500	419	365	365	253	506	442
WORKERS COMPENSATION	515600	6,859	6,486	6,486	6,486	6,486	8,808
INTERDEPT PERSONNEL CHARGES	519990	(4,737)	0	0	0	(4,738)	0
Appropriations Unit: Personnel		612,849	565,606	565,606	295,927	583,563	674,122
TELECOMMUNICATIONS	522500	7,953	5,000	5,000	3,738	4,000	5,000
MOTOR VEHICLE MAINTENANCE	524100	6,650	3,000	3,000	3,393	3,393	3,000
PATHOLOGY FEES	525200	209,700	210,000	253,500	82,650	249,300	282,800
MISC CONTRACTUAL SERVICES	529900	2,308	2,500	2,500	1,386	2,500	2,500
Appropriations Unit: Contractual		226,610	220,500	264,000	91,167	259,193	293,300
MACHY/EQUIP>\$100<\$5000	530050	3,308	1,500	1,500	575	575	0
OFFICE SUPPLIES	531200	191	500	500	122	500	500
SUBSCRIPTIONS	532200	1,595	835	835	175	835	835
BOOKS & MANUALS	532300	0	385	385	0	385	385
MILEAGE & TRAVEL	533900	1,591	2,500	2,500	906	1,464	2,500
OTHER OPERATING SUPPLIES	534900	9,430	12,748	12,748	6,998	9,150	12,748
STAFF DEVELOPMENT	543340	5,387	17,120	17,120	885	12,120	17,120
Appropriations Unit: Supplies		21,502	35,588	35,588	9,661	25,029	34,088
PROPERTY INSURANCE	551100	121	250	250	121	250	300
PUBLIC LIABILITY INSURANCE	551300	1,926	2,483	2,483	2,483	2,483	2,794
BUILDING RENTAL	553200	7,908	6,876	6,876	3,438	6,876	7,783
Appropriations Unit: Fixed Charges		9,955	9,609	9,609	6,042	9,609	10,877
PURCHASED SERVICES - PROGRAM	571770	4,220	4,000	4,000	1,746	4,000	4,000
Appropriations Unit: Grants/Contri		4,220	4,000	4,000	1,746	4,000	4,000
INTERDEPARTMENTAL CHARGES	591000	5,139	6,000	6,000	495	6,000	6,000
Appropriations Unit: Cost Allocation		5,139	6,000	6,000	495	6,000	6,000
Total Expense for Reporting Unit		880,275	841,303	884,803	405,037	887,394	1,022,387

REPORTING UNIT:	OFFICE OF THE MEDICAL EXAMINER - CAPITAL					
FUND: 411	DIVISION - SUBDIVISION #: 510-5150					

		(1)	(2)	(3)	(4)	(5)	(6)
		2021	2022	2022 Budget	2022	2022	2023 Proposed
Account Description:	Account	Actual	Adopted Budget	Adopted & Modified 6/30	Actual as of 6/30	Projected at 12/31	Operating and Capital Budget
MOTORIZED VEHICLES>\$5000	581390	30,550	0	44,451	5,697	5,697	0
Appropriations Unit:	Outlay	30,550	0	44,451	5,697	5,697	0
Total Expense for Reporting Unit		30,550	0	44,451	5,697	5,697	0

REPORTING UNIT:	REVENUE: OFFICE OF THE MEDICAL EXAMINER					
FUND: 100	DIVISION - SUBDIVISION #: 510-5100					

		(1)	(2)	(3)	(4)	(5)	(6)
		2021	2022	2022 Budget	2022	2022	2023 Proposed
Account Description:	Account	Actual	Adopted Budget	Adopted & Modified 6/30	Actual as of 6/30	Projected at 12/31	Operating and Capital Budget
MEDICAL EXAMINER REVENUE	442450	434,825	319,083	319,083	209,307	405,437	386,862
S-DART GRANT	442835	0	27,500	27,500	2,721	20,000	0
PRIOR YEAR REVENUE	448600	8,856	0	0	0	0	0
CARRYOVER	449980	0	0	43,500	0	0	0
OPERATING TRANSFER IN	449991	500	0	0	0	0	0
Appropriations Unit:	Revenue	444,181	346,583	390,083	212,027	425,437	386,862
Total Funding for Reporting Unit		444,181	346,583	390,083	212,027	425,437	386,862

REPORTING UNIT:	REVENUE: OFFICE OF THE MEDICAL EXAMINER - CAPITAL					
FUND: 411	DIVISION - SUBDIVISION #: 510-5150					

		(1)	(2)	(3)	(4)	(5)	(6)
		2021	2022	2022 Budget	2022	2022	2023 Proposed
Account Description:	Account	Actual	Adopted Budget	Adopted & Modified 6/30	Actual as of 6/30	Projected at 12/31	Operating and Capital Budget
BONDING	440000	75,000	0	0	0	0	0
CARRYOVER	449980	0	0	44,451	0	0	0

Appropriations Unit:	Revenue	75,000	0	44,451	0	0	0
Total Funding for Reporting Unit		75,000	0	44,451	0	0	0

Total Expenses for Reporting Unit	910,825	841,303	929,254	410,734	893,091	1,022,387
Total Revenue for Reporting Unit	(519,181)	(346,583)	(434,534)	(212,027)	(425,437)	(386,862)
Total Levy for Reporting Unit	391,643	494,720			467,655	635,525

This page left blank intentionally

DIVISION OF HEALTH SERVICES

MISSION STATEMENT

Kenosha County Public Health, a Level 3 health department, has a vision of An Equitable, Engaged, & Healthy Future and mission to inspire health and wellness in Kenosha County through service and leadership using science, partnerships, and education for environmental, population, and clinical health. Using the chosen values of emphasis, communication, teamwork, and accountability, are two goals for the next three years: Build and strengthen community partnerships to enhance collective impact strategies; Incorporate health equity throughout all programs and services

Clinical Services: Delivered based upon community needs are several services under our Clinical Services branch. Two clinics serve the un- and underinsured as well as undocumented population with childhood immunizations, blood lead testing, dental varnish, Tuberculosis (TB) testing, yearly flu vaccines, emergency contraception, birth control, pap smears, pregnancy testing, sexually transmitted infections (STI) testing, breast exams, colposcopies, urine and alcohol screenings, and medication assisted treatment. In 2022, COVID-19 testing, isolation and quarantine recommendations, and vaccinations continued to be offered.

Another component of clinical services includes school nursing services for Kenosha Unified School District (KUSD) in a collaborative contractual effort to protect and promote student health, facilitate optimal development, and advance academic success via individual emergency health plan development, medication treatment administration, vision screening, health condition monitoring (including asthma, mental health, and allergies), dental varnishing, and family life course administration among many other services. The last two years included COVID-19 education and monitoring.

The Division of Health manages communicable disease reporting and provides communicable disease surveillance under state statutory requirements. In the past this included largely communicable diseases such as measles, tuberculosis, and pertussis. Due to leading efforts on all emerging diseases, the Division of Health offered COVID-19 education for schools, businesses, and the community. In addition, COVID-19 disease investigation was completed as part of the communicable disease investigation process in the first quarter of 2022 until no longer required by the state Division of Public Health.”

Environmental Health: The Environmental Health branch preserves and enhances the public health environment of Kenosha County. It provides information, regulations, education, and intervention in areas of food, water, waste, recreation, lodging, environmental and human health hazards, and consumer protection. Rabies control, animal nuisances, and the transient non-community well program are included here.

Each year, numerous samples are submitted to our one-of-a-kind public health laboratory for testing and examination. The laboratory is certified by the United States Department of Health and Human Services to accept human specimens for the purpose of performing laboratory examinations in Microbiology, Diagnostic Immunology and Chemistry.

One of many important partnerships includes the environmental health Lead Program, largely funded by the HUD, forming the Kenosha/Racine Lead-Free Communities Partnership in an effort to maximize the lead poisoning protection of the children of Kenosha County and the City of Racine.

Population Health: The Population Health Section focuses on the health of the community as a whole and develops health education and programming based on data and needs assessments. This section ensures programs are aimed at addressing the root causes of health issues, reducing health disparities and promoting health equity. This branch continues to facilitate a community health assessment and improvement plan (Healthy People Kenosha County) in great collaboration with multiple partner entities and agencies. Two comprehensive home visitation programs fall under this branch offering case management and health education for pregnant women and babies post birth aiming to improve healthy birth outcomes for families. Other health education services that fall under population health include emergency preparedness and response, asthma mitigation, black infant mortality reduction, substance abuse and misuse prevention (including Narcan distribution), and epidemiology, the science of public health.

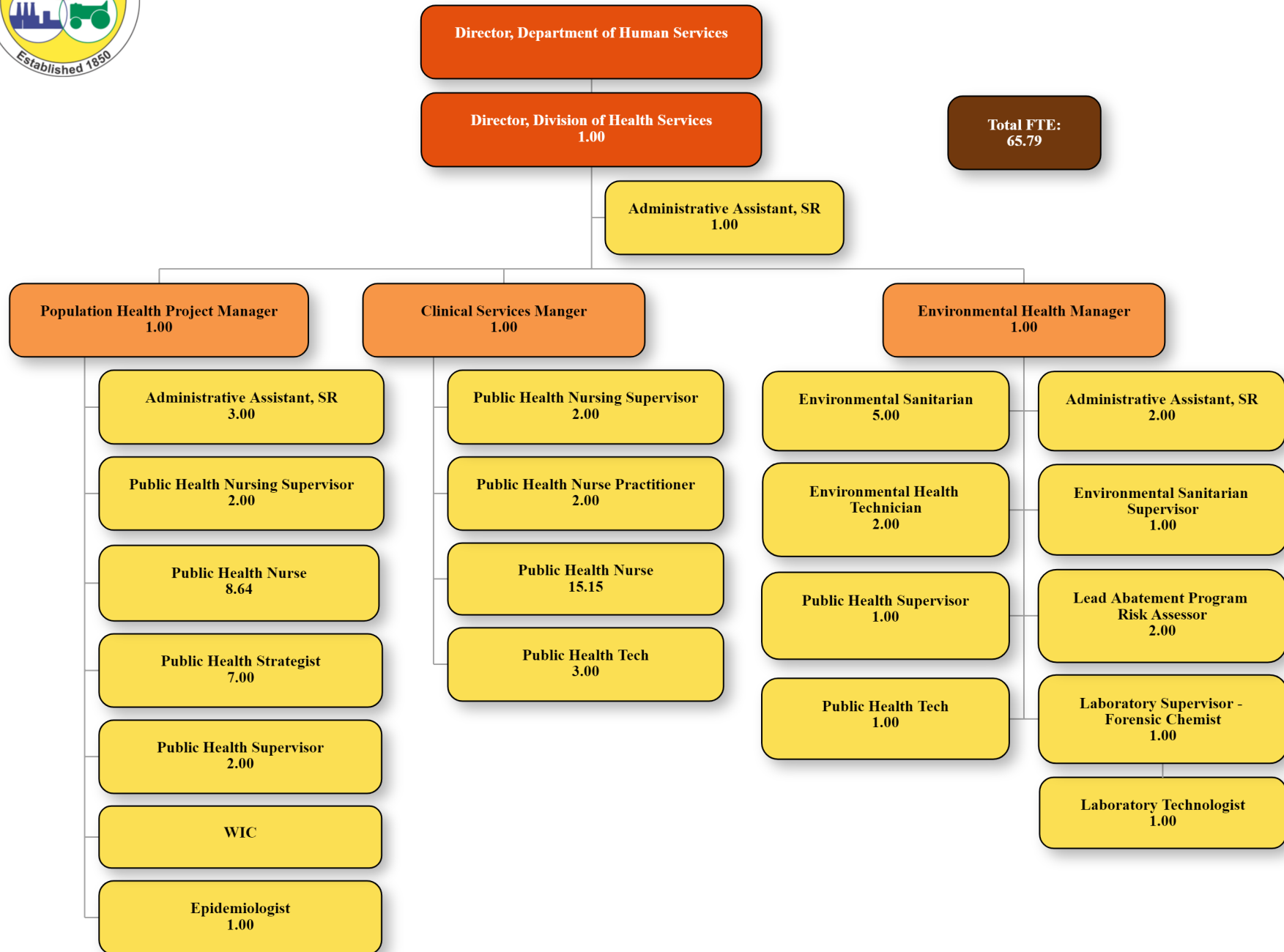
HUMAN SERVICES - HEALTH SERVICES

DIVISION	POSITION TITLE	CLASS TYPE	2019	2020	2021	2022	2023
<i>ADMINISTRATIVE</i>							
	DIRECTOR, HEALTH SERVICES	E12	1.00	1.00	1.00	1.00	1.00
	ADMINISTRATIVE ASSISTANT, SR	NE4	1.00	1.00	1.00	1.00	1.00
	MANAGER, POPULATION HEALTH	E8	1.00	1.00	1.00	1.00	1.00
AREA TOTAL			3.00	3.00	3.00	3.00	3.00
<i>NURSING</i>							
	CLINICAL SERVICES MANAGER	E11	1.00	1.00	1.00	1.00	1.00
	PUBLIC HEALTH NURSE PRACTITIONER	E11	3.00	2.00	2.00	2.00	2.00
	EPIDEMIOLOGIST	E6	0.80	0.80	1.00	1.00	1.00
	PUBLIC HEALTH NURSING SUPERVISOR	E8	3.93	3.93	4.00	4.00	4.00
	PUBLIC HEALTH NURSE	NE11	24.91	23.68	22.70	24.80	23.79
	PUBLIC HEALTH SUPERVISOR	E7	0.00	0.00	1.00	1.00	2.00
	PUBLIC HEALTH STRATEGIST	E4	0.00	0.00	4.00	4.75	7.00
	PUBLIC HEALTH TECHNICIAN	NE4	4.00	4.00	4.00	4.00	4.00
	HEALTH SERVICE COORDINATOR	E2	2.00	2.00	0.00	0.00	0.00
	MENTAL HEALTH COORDINATOR	E2	0.50	0.50	0.00	0.00	0.00
	KLIHF COORDINATOR	E2	1.00	0.00	0.00	0.00	0.00
	ADMINISTRATIVE ASSISTANT, SR	NE4	2.50	2.00	2.00	3.00	2.00
AREA TOTAL			43.64	39.91	41.70	45.55	46.79
<i>ENVIRONMENTAL HEALTH</i>							
	MANAGER, ENVIRONMENTAL HEALTH	E8	1.00	1.00	1.00	1.00	1.00
	ENVIRONMENTAL HEALTH TECHNICIAN	NE4	2.00	2.00	2.00	2.00	2.00
	ENVIRONMENTAL SANITARIAN SUPV	E5	0.00	0.00	1.00	1.00	1.00
	LEAD ENVIRONMENTAL SANITARIAN	E5	1.00	1.00	0.00	0.00	0.00
	ENVIRONMENTAL SANITARIAN	E4	5.00	5.00	5.00	5.00	5.00
	PUBLIC HEALTH SUPERVISOR	E7	0.00	0.00	1.00	1.00	1.00
	LEAD HAZARD PROJECT COORDINATOR	E7	1.00	1.00	0.00	0.00	0.00
	LEAD ABATEMENT PROG. RISK ASSESSOR	E2	2.00	2.00	2.00	2.00	2.00
	ADMINISTRATIVE ASSISTANT, SR	NE4	2.00	2.00	2.00	2.00	2.00
AREA TOTAL			14.00	14.00	14.00	14.00	14.00
<i>LABORATORY SERVICES</i>							
	LABORATORY SUPV - FORENSIC CHEMIST	E5/E7	0.00	0.00	1.00	1.00	1.00
	LABORATORY TEAM LEAD	E5	1.00	1.00	0.00	0.00	0.00
	LABORATORY TECHNOLOGIST	NE5	1.00	1.00	1.00	1.00	1.00
AREA TOTAL			2.00	2.00	2.00	2.00	2.00
DIVISION TOTAL			62.64	58.91	60.70	64.55	65.79

Division of Health Services will classify all staff (except: Lead Grant employees) previously reflected on the Division FTE chart as Grant/Contractual as positions within the County classification schedule.



County of Kenosha Division of Health



DEPT/DIV: HUMAN SERVICES - HEALTH SERVICES

	(1) 2021 Actual	(2) 2022 Adopted Budget	(3) 2022 Budget Adopted & Modified 6/30	(4) 2022 Actual as of 6/30	(5) 2022 Projected at 12/31	(6) Executive Proposed Budget	(7) Finance and Admin Comm Adj.	(8) 2023 Proposed Operating and Capital Budget
Personnel	6,535,176	6,328,666	6,603,937	2,823,892	6,053,314	6,841,504	(68,287)	6,773,217
Contractual	256,874	214,170	662,670	107,215	317,848	206,800	0	206,800
Supplies	615,537	420,008	440,008	221,646	468,824	491,784	0	491,784
Fixed Charges	381,712	379,235	379,235	195,523	381,535	445,083	0	445,083
Grants/Contributions	1,488,166	1,888,188	1,888,188	797,562	1,935,428	2,001,688	0	2,001,688
Outlay	62,053	14,000	799,000	0	514,000	0	0	0
Cost Allocation	238,181	(62,171)	(62,171)	95,473	172,500	(62,171)	0	(62,171)
Total Expenses for Reporting Unit	9,577,699	9,182,096	10,710,867	4,241,310	9,843,449	9,924,688	(68,287)	9,856,401
Total Revenue for Reporting Unit	(8,356,390)	(7,711,176)	(9,239,947)	(3,242,276)	(8,464,568)	(8,075,009)	0	(8,075,009)
Total Levy for Reporting Unit	1,221,310	1,470,920	1,470,920	999,034	1,378,881	1,849,679	(68,287)	1,781,392

DEPT/DIV: HUMAN SERVICES - HEALTH SERVICES

REPORTING UNIT: HEALTH SERVICES

FUND: 225 DIVISION - SUBDIVISION #: 530-5300

		(1)	(2)	(3)	(4)	(5)	(6)	(7)	(8)
		2021	2022	2022 Budget	2022	2022	Executive	Finance and	2023 Proposed
		Actual	Adopted	Adopted &	Actual	Projected	Proposed	Admin Comm	Operating and
Account Description:	Account		Budget	Modified 6/30	as of 6/30	at 12/31	Budget	Adj.	Capital Budget
SALARIES	511100	4,137,692	4,446,256	4,721,527	1,959,238	4,221,574	4,661,630	(68,287)	4,593,343
SALARIES-OVERTIME	511200	115,743	0	0	13,797	19,014	0	0	0
SALARIES-TEMPORARY	511500	51,100	0	0	(5,354)	10,000	250,000	0	250,000
FICA	515100	316,606	340,138	340,138	143,465	328,714	375,738	0	375,738
RETIREMENT	515200	262,126	286,804	286,804	121,774	268,683	316,992	0	316,992
MEDICAL INSURANCE	515400	1,149,020	1,178,982	1,178,982	515,799	1,127,506	1,133,510	0	1,133,510
LIFE INSURANCE	515500	6,585	6,094	6,094	4,781	7,431	7,460	0	7,460
WORKERS COMPENSATION	515600	74,442	70,392	70,392	70,392	70,392	96,174	0	96,174
INTERDEPT PERSONNEL CHARGES	519990	421,863	0	0	0	0	0	0	0
Appropriations Unit: Personnel		6,535,176	6,328,666	6,603,937	2,823,892	6,053,314	6,841,504	(68,287)	6,773,217
ACCOUNTING & AUDITING	521300	600	600	600	0	600	600	0	600
DATA PROCESSING COSTS	521400	87,146	90,000	90,000	46,028	90,000	90,780	0	90,780
OTHER PROFESSIONAL SERVICES	521900	54,312	55,100	503,600	2,169	138,450	47,600	0	47,600
TELECOMMUNICATIONS	522500	65,605	20,970	20,970	17,980	38,798	20,320	0	20,320
MOTOR VEHICLE MAINTENANCE	524100	7,267	6,000	6,000	7,687	9,500	6,000	0	6,000
OFFICE MACHINES	524200	41,945	41,500	41,500	33,350	40,500	41,500	0	41,500
Appropriations Unit: Contractual		256,874	214,170	662,670	107,215	317,848	206,800	0	206,800
OFFICE SUPPLIES	531200	17,020	5,840	5,840	1,095	3,650	6,340	0	6,340
SUBSCRIPTIONS	532200	9,443	9,500	9,500	525	9,500	9,500	0	9,500
ADVERTISING	532600	52,658	6,600	6,600	0	2,100	2,600	0	2,600
MILEAGE & TRAVEL	533900	4,643	28,507	28,507	4,818	10,950	29,142	0	29,142
LAB & MEDICAL SUPPLIES	534200	204,622	156,000	156,000	62,210	140,000	135,000	0	135,000
PREVENTION CLINIC	534210	1,289	7,500	7,500	194	6,000	7,500	0	7,500
OTHER OPERATING SUPPLIES	534900	173,503	118,647	118,647	118,312	195,950	176,228	0	176,228
CLIENT RELOCATION EXPENSE	534950	25,640	2,500	2,500	4,125	8,060	2,500	0	2,500
MISCELLANEOUS SUPPLIES	539150	53,109	1,500	1,500	702	1,500	1,500	0	1,500
COMMUNITY RELATIONS (2)	539160	4,963	3,500	3,500	2,450	3,500	3,500	0	3,500
STAFF DEVELOPMENT	543340	68,648	79,914	99,914	27,216	87,614	117,974	0	117,974
Appropriations Unit: Supplies		615,537	420,008	440,008	221,646	468,824	491,784	0	491,784
PROPERTY INSURANCE	551100	841	1,000	1,000	679	1,000	1,000	0	1,000
PUBLIC LIABILITY INSURANCE	551300	22,743	29,321	29,321	29,321	29,321	72,994	0	72,994

OTHER INSURANCE	551900	2,564	9,214	9,214	1,433	9,214	5,564	0	5,564
BUILDING RENTAL	553200	319,075	299,000	299,000	149,049	300,000	308,525	0	308,525
EQUIPMENT LEASE/RENTAL	553300	36,489	40,700	40,700	15,041	42,000	57,000	0	57,000
Appropriations Unit: Fixed Charges		381,712	379,235	379,235	195,523	381,535	445,083	0	445,083
PURCHASED SERVICES - ADMIN	571760	233	0	0	0	0	0	0	0
PURCHASED SERVICES - PROGRAM	571770	1,487,885	1,888,188	1,888,188	797,562	1,935,428	2,001,688	0	2,001,688
PROTECTIVE EQUIPMENT	575150	48	0	0	0	0	0	0	0
Appropriations Unit: Grants/Contributions		1,488,166	1,888,188	1,888,188	797,562	1,935,428	2,001,688	0	2,001,688
MACHINERY/EQUIPMENT>\$5000	580050	56,868	14,000	799,000	0	514,000	0	0	0
COMPUTER - MISCELLANEOUS	581700	5,185	0	0	0	0	0	0	0
Appropriations Unit: Outlay		62,053	14,000	799,000	0	514,000	0	0	0
INTERDEPARTMENTAL CHARGES	591000	238,181	(62,171)	(62,171)	95,473	172,500	(62,171)	0	(62,171)
Appropriations Unit: Cost Allocation		238,181	(62,171)	(62,171)	95,473	172,500	(62,171)	0	(62,171)
Total Expense for Reporting Unit		9,577,699	9,182,096	10,710,867	4,241,310	9,843,449	9,924,688	(68,287)	9,856,401

REPORTING UNIT:	REVENUE: HEALTH SERVICES
FUND: 225	DIVISION - SUBDIVISION #: 530-5300

Account Description:	Account	(1) 2021 Actual	(2) 2022 Adopted Budget	(3) 2022 Budget Adopted & Modified 6/30	(4) 2022 Actual as of 6/30	(5) 2022 Projected at 12/31	(6) Executive Proposed Budget	(7) Finance and Admin Comm Adj.	(8) 2023 Proposed Operating and Capital Budget
BONDING	440000	38,000	14,000	14,000	0	14,000	0	0	0
SAMHSA REVENUE	442720	4,802	387,558	387,558	103,242	423,861	511,547	0	511,547
MATERNAL/CHILD GRANT	442800	90,495	90,495	90,495	22,431	90,495	59,209	0	59,209
WIC GRANT	442810	882,334	900,294	900,294	403,104	900,294	900,294	0	900,294
WI RX PDO GRANT	442825	195,813	0	0	0	0	28,500	0	28,500
PREVENTION GRANT	442840	19,295	14,430	14,430	0	14,430	14,430	0	14,430
HIV PREVENTION GRANT	442845	6,851	17,000	17,000	0	17,000	17,000	0	17,000
AHEC GRANT REVENUE	442850	39,831	68,000	68,000	26,191	68,000	79,271	0	79,271
HIV CTR GRANT	442855	9,900	9,900	9,900	0	4,000	9,900	0	9,900
HEALTHY BIRTH OUTREACH	442860	41,113	35,000	35,000	18,454	35,000	35,000	0	35,000
HEALTH SPECIAL REVENUE-(DNR)	442870	42,492	75,600	75,600	34,957	72,500	68,500	0	68,500
MENTAL HEALTH SCREENINGS	442871	12	0	0	0	0	0	0	0
HEALTH RN-LEAD EDUCATION	442875	940	0	0	0	0	0	0	0
HUD GRANT	442890	773,876	1,296,364	1,296,364	276,425	1,296,364	1,325,051	0	1,325,051
HEALTH CHECK REVENUE	442910	7,342	0	0	963	963	0	0	0
BIO-TERRORISM GRANT REVENUE	442915	159,796	142,342	142,342	78,646	142,342	158,517	0	158,517
KUSD CONTRACT REVENUE	442930	903,567	967,532	967,532	508,662	967,532	967,532	0	967,532

HOME VISITING GRANT	442940	1,252,503	1,550,524	1,550,524	808,951	1,550,524	1,538,273	0	1,538,273
COVERDELL GRANT	442945	12,028	13,805	13,805	347	13,805	10,000	0	10,000
BREAST CANCER GRANT	442950	243,189	262,842	262,842	154,907	262,842	242,983	0	242,983
PROGRAM REVENUE	443145	0	0	0	57,465	57,465	25,000	0	25,000
EMERGENCY COVID RESPONSE	443290	83,707	0	295,271	0	200,000	295,625	0	295,625
ENHANCING DETECTION – COVID	443292	1,841,820	0	0	239,504	244,100	36,600	0	36,600
ARPA FEDERAL GRANT	443293	0	495,463	1,728,963	0	1,215,463	0	0	0
HE ARPA	443294	0	0	0	0	0	145,959	0	145,959
WI FUND SEPTIC SYSTEM	443630	0	0	0	0	0	10,000	0	10,000
CAMPGROUND LICENSE	444460	5,152	4,800	4,800	3,990	4,800	5,000	0	5,000
FOOD & BEVERAGE LICENSE	444480	2,320	3,500	3,500	2,230	3,500	3,000	0	3,000
RESTAURANT LICENSES	444500	273,893	275,000	275,000	226,665	275,000	280,000	0	280,000
RETAIL FOOD PERMITS	444530	109,350	100,000	100,000	95,565	100,000	110,000	0	110,000
MOBILE HOME PARK LICENSE	444540	8,251	9,000	9,000	11,279	11,500	9,000	0	9,000
FARMERS MARKET FEES	444580	312	1,000	1,000	250	500	500	0	500
PUBLIC SWIMMING POOL FEES	444590	21,318	20,000	20,000	18,242	20,000	22,000	0	22,000
WEIGHTS & MEASURES	444600	21,985	22,000	22,000	16,830	22,000	22,000	0	22,000
RADIATION MONITORING	444610	5,500	5,500	5,500	0	5,500	5,500	0	5,500
HOTEL/MOTEL/ROOM HOUSE	444630	19,325	15,000	15,000	19,283	22,000	19,000	0	19,000
SCHOOL INSPECTIONS	444640	11,735	11,500	11,500	2,170	11,500	11,500	0	11,500
TATTOO & BODY PIERCING	444641	8,538	8,000	8,000	4,610	8,000	8,500	0	8,500
FLU SHOT FEES	444650	1,764	3,250	3,250	523	2,000	2,500	0	2,500
DENTAL VARNISHING	444651	0	25,000	25,000	0	0	1,000	0	1,000
HIV TESTING	444660	1,065	0	0	2,130	3,200	1,000	0	1,000
TB SKIN TESTS	444661	6,415	16,500	16,500	1,371	5,000	13,000	0	13,000
WOMEN'S HEALTH SERVICES	444662	540	1,200	1,200	80	450	1,000	0	1,000
PREGNANCY FEES	444666	60	100	100	0	50	100	0	100
MA FEES	444690	44,485	61,000	61,000	16,133	61,000	63,000	0	63,000
IMMUNIZATION FEES	444700	8,898	13,500	13,500	4,621	10,000	13,500	0	13,500
PRENATAL CARE	444740	26,244	60,000	60,000	14,603	60,000	60,000	0	60,000
VIP GRANT REVENUE	444750	29,475	36,643	36,643	3,431	36,643	40,606	0	40,606
LEAD PREVENTION GRANT	444760	18,113	19,208	19,208	4,044	19,208	19,214	0	19,214
HEPATITIS B FEES	444770	0	500	500	0	200	250	0	250
INDOOR RADON BIOTERRORISM GRA	444775	5,547	7,452	7,452	7,056	7,452	7,452	0	7,452
1/2 CHEMIST SALARY-CITY	444800	41,042	41,106	41,106	0	41,106	43,096	0	43,096
RESTITUTION CHARGES	444810	4,786	4,500	4,500	4,431	4,500	4,500	0	4,500
URINE DRUG SCREENS	444820	0	100	100	0	0	100	0	100
WATER ANALYSIS	444830	43,131	26,000	26,000	13,091	26,000	35,000	0	35,000
LAB WORK FEES	444840	1,133	3,200	3,200	565	789	1,750	0	1,750
STD CLIENT FEES	444860	2,943	2,000	2,000	1,066	2,200	2,500	0	2,500
CITY CONTRIBUTION-HEALTH	444900	900,303	482,468	482,468	0	29,073	700,000	0	700,000

NURSING SERVICE MISC REVENUE	444920	0	1,000	1,000	0	250	250	0	250
SANITARY FEES DUE COUNTY	446570	83,350	90,000	90,000	33,600	80,000	90,000	0	90,000
PRIOR YEAR REVENUE	448600	(290)	0	0	167	167	0	0	0
Appropriations Unit: Revenue		8,356,390	7,711,176	9,239,947	3,242,276	8,464,568	8,075,009	0	8,075,009
Total Funding for Reporting Unit		8,356,390	7,711,176	9,239,947	3,242,276	8,464,568	8,075,009	0	8,075,009

Total Expenses for Reporting Unit	9,577,699	9,182,096	10,710,867	4,241,310	9,843,449	9,924,688	(68,287)	9,856,401
Total Revenue for Reporting Unit	(8,356,390)	(7,711,176)	(9,239,947)	(3,242,276)	(8,464,568)	(8,075,009)	0	(8,075,009)
Total Levy for Reporting Unit		1,470,920			1,378,881	1,849,679	(68,287)	1,781,392

This page left blank intentionally

DIVISION OF AGING, DISABILITY, & BEHAVIORAL HEALTH SERVICES

MISSION STATEMENT

The mission of the Kenosha County Division of Aging, Disability, & Behavioral Health Services is to inspire hope, provide help and advocate for quality of life among older persons, persons with disabilities and those with mental illness or behavioral health challenges. This is accomplished through community collaboration and quality services from a large network of providers. The division's objectives are to:

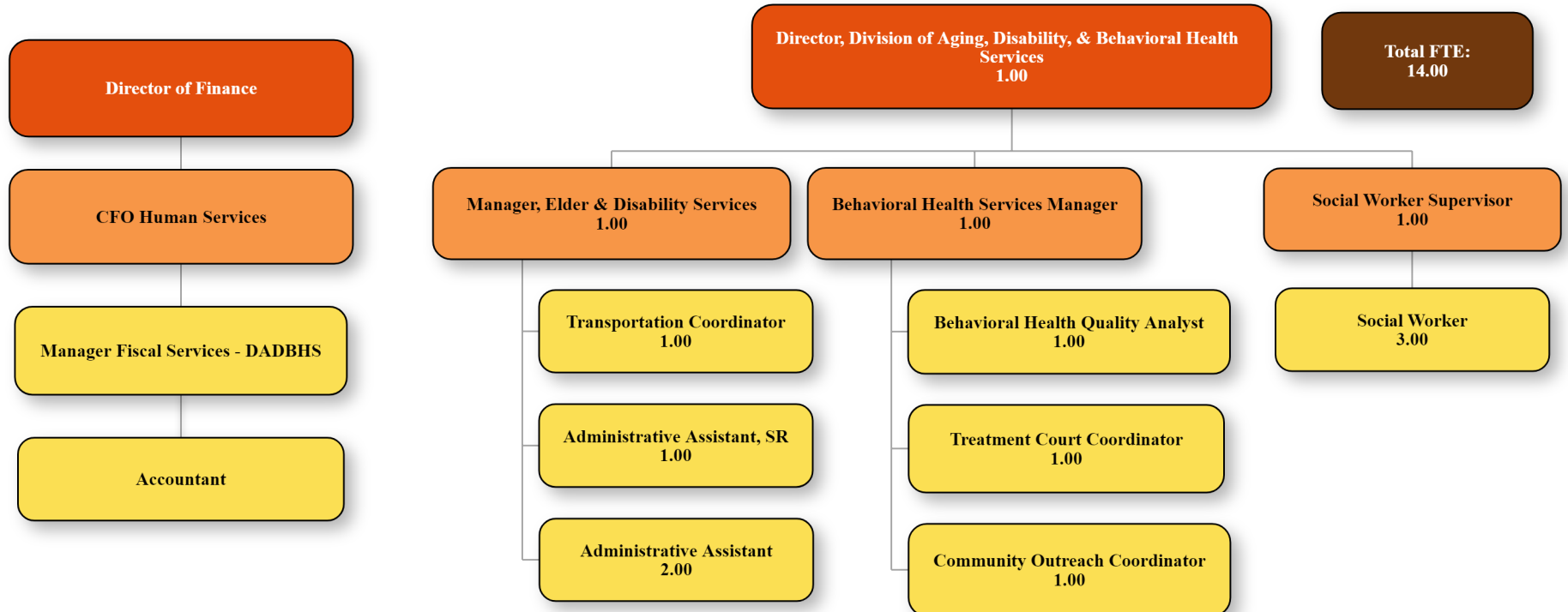
- Provide outreach, information and assistance for older persons, persons with mental illness and/or alcohol and drug addiction and persons with disabilities and their families to help them understand and access available benefits, services and community support.
- Provide timely options counseling and pre-admission consultation to persons with long term support needs and functional eligibility screening and enrollment for publicly-funded community-based programs.
- Prevent or reduce hospitalization and incarceration, and enhance the quality of individuals' lives through community based mental health services and programs to prevent and treat alcohol and drug addiction.
- Provide crisis intervention and if needed, emergency placement, protective services and/or guardianship services for the safety of persons in crisis and incapacitated.
- Provide community education, investigation and intervention relative to vulnerable adults at risk of abuse, neglect and financial exploitation.
- Promote the principles of recovery in all community based mental health services.
- Support programs that maintain the health and well-being of older persons by reducing isolation, providing nutritious meals and companionship.
- Provide accessible transportation services for older persons and persons with disabilities.
- Support and improve diversion and treatment services for persons with mental illness, enmeshed in the local criminal justice system.
- Develop community partnerships to sustain evidence-based wellness programs and promote healthy behavior among older adults and persons with chronic conditions.
- Work with local long term care providers to increase their ability to recruit and retain a workforce sufficient to meet increasing demand.
- Provide consumer, family and community education about issues of concern to older persons, persons with disabilities, persons with dementia and persons with mental illness and/or alcohol and drug addiction.
- To help create a more aging and dementia friendly community.

HUMAN SERVICES - AGING, DIS., & BEHAVIORAL HLTH. SVCS.

DIVISION	POSITION TITLE	CLASS TYPE	2019	2020	2021	2022	2023
<i>ADMINISTRATIVE</i>							
	DIR., AGING, DIS, & BEHAV HLTH SVCS	E10	1.00	1.00	1.00	1.00	1.00
	MANAGER, AGING & DISABILITY SERVICES	E7/E8	1.00	1.00	1.00	1.00	1.00
	MANAGER, BEHAVIORAL HEALTH SVCS	E7/E8	1.00	1.00	1.00	1.00	1.00
	BEHAVIORAL HEALTH QUALITY ANALYST	E6	1.00	1.00	1.00	1.00	1.00
	MOBILITY MANAGER	NE8	1.00	1.00	1.00	1.00	1.00
	SOCIAL WORKER SUPERVISOR	E7/E8	1.00	1.00	1.00	1.00	1.00
	SOCIAL WORKER IV	NE9/NE10	1.00	1.00	1.00	2.00	2.00
	SOCIAL WORKER I	NE7/NE8	2.00	2.00	2.00	1.00	1.00
	ADMINISTRATIVE ASSISTANT, SR	NE4	1.00	1.00	1.00	1.00	1.00
	ADMINISTRATIVE ASSISTANT	NE2	2.00	2.00	2.00	2.00	2.00
	COMMUNITY OUTREACH COORDINATOR	NE9	0.00	0.00	0.00	0.75	1.00
	TREATMENT COURT COORDINATOR	E3	0.00	0.00	0.00	1.00	1.00
	HEALTH SERVICE COORDINATOR	E2	0.00	1.00	0.00	0.00	0.00
AREA TOTAL			12.00	13.00	12.00	13.75	14.00
DIVISION TOTAL			12.00	13.00	12.00	13.75	14.00



County of Kenosha Division of Aging, Disability, & Behavioral Health Services



DEPT/DIV: HUMAN SERVICES - AGING, DISABILITY, & BEHAVIORAL HEALTH SERVICES

	(1) 2021 Actual	(2) 2022 Adopted Budget	(3) 2022 Budget Adopted & Modified 6/30	(4) 2022 Actual as of 6/30	(5) 2022 Projected at 12/31	(6) 2023 Proposed Operating and Capital Budget
Personnel	1,035,748	1,473,914	1,473,914	556,984	1,118,195	1,502,930
Supplies	7,324	28,200	28,200	2,935	6,821	28,200
Fixed Charges	292,925	309,832	309,832	209,950	309,832	290,512
Grants/Contributions	17,515,767	20,555,340	21,407,591	8,300,460	18,180,462	18,228,735
Total Expenses for Reporting Unit	18,851,763	22,367,286	23,219,537	9,070,329	19,615,310	20,050,377
Total Revenue for Reporting Unit	(16,950,798)	(17,416,069)	(18,268,320)	(4,863,974)	(15,684,167)	(15,181,269)
Total Levy for Reporting Unit	1,900,966	4,951,217			3,931,143	4,869,108

DEPT/DIV: HUMAN SERVICES - AGING, DISABILITY, & BEHAVIORAL HEALTH SERVICES

REPORTING UNIT: AGING, DISABILITY, & BEHAVIORAL HEALTH SERVICES

FUND: 200 DIVISION - SUBDIVISION #: 480-4805

		(1)	(2)	(3)	(4)	(5)	(6)
		2021	2022	2022 Budget	2022	2022	2023 Proposed
Account Description:	Account	Actual	Adopted Budget	Adopted & Modified 6/30	Actual as of 6/30	Projected at 12/31	Operating and Capital Budget
SALARIES	511100	603,366	892,678	892,678	326,666	659,709	909,979
SALARIES-OVERTIME	511200	2,310	0	0	739	740	0
FICA	515100	44,258	68,289	68,289	23,628	47,260	69,615
RETIREMENT	515200	41,849	58,024	58,024	21,388	42,777	61,879
MEDICAL INSURANCE	515400	204,971	252,280	252,280	101,594	203,184	254,800
LIFE INSURANCE	515500	902	1,292	1,292	667	1,333	1,162
WORKERS COMPENSATION	515600	1,445	1,412	1,412	1,412	1,412	4,085
INTERDEPT PERSONNEL CHARGES	519990	136,647	199,939	199,939	80,890	161,780	201,410
Appropriations Unit: Personnel		1,035,748	1,473,914	1,473,914	556,984	1,118,195	1,502,930
OFFICE SUPPLIES	531200	2,934	2,700	2,700	949	2,700	2,700
SUBSCRIPTIONS	532200	747	2,000	2,000	411	821	2,000
MILEAGE & TRAVEL	533900	2,791	15,000	15,000	1,425	3,000	15,000
STAFF DEVELOPMENT	543340	852	8,500	8,500	150	300	8,500
Appropriations Unit: Supplies		7,324	28,200	28,200	2,935	6,821	28,200
PUBLIC LIABILITY INSURANCE	551300	85,374	110,068	110,068	110,068	110,068	78,859
BUILDING RENTAL	553200	207,551	199,764	199,764	99,882	199,764	211,653
Appropriations Unit: Fixed Charges		292,925	309,832	309,832	209,950	309,832	290,512
FAMILY CARE CONTRIBUTION	571740	1,749,336	1,749,337	1,749,337	874,668	1,749,337	1,749,337
PURCHASED SERVICES - ADMIN	571760	19,882	28,010	28,010	9,668	23,010	23,010
PURCHASED SERVICES - PROGRAM	571770	15,746,549	18,777,993	19,630,244	7,416,125	16,408,115	16,456,388
Appropriations Unit: Grants/Contrit		17,515,767	20,555,340	21,407,591	8,300,460	18,180,462	18,228,735
Total Expense for Reporting Unit		18,851,763	22,367,286	23,219,537	9,070,329	19,615,310	20,050,377

REPORTING UNIT: REVENUE: AGING, DISABILITY, & BEHAVIORAL HEALTH SERVICES

FUND: 200 DIVISION - SUBDIVISION #: 480-4805

		(1)	(2)	(3)	(4)	(5)	(6)
		2021	2022	2022 Budget	2022	2022	2023 Proposed
Account Description:	Account	Actual	Adopted Budget	Adopted & Modified 6/30	Actual as of 6/30	Projected at 12/31	Operating and Capital Budget

COMMUNITY MENTAL HEALTH	442725	708,894	708,894	708,894	177,224	708,894	708,894
AODA BLOCK GRANT	442727	266,932	261,457	496,768	311,240	496,768	354,026
BCA BASIC COUNTY ALLOCATION-DADS	442730	5,461,837	5,459,238	5,462,524	1,181,967	5,462,524	5,462,524
MENTAL HEALTH BLOCK GRANT	442732	72,813	72,813	188,693	97,813	188,693	124,423
CRISIS STABILIZATION FOR LTC	442736	47,522	0	0	0	0	0
OUT OF STATE	442739	0	23,600	23,600	0	0	23,600
CLIENT SOCIAL SECURITY	443010	389,729	450,000	450,000	151,830	303,660	450,000
MH COLLECTIONS	443085	1,515	5,000	5,000	600	1,200	5,000
BCA BASIC COUNTY ALLOCATION	443090	159,031	159,031	159,031	79,516	159,031	159,031
MA CRISIS REVENUE	443095	1,513,842	1,400,249	1,400,249	353,134	1,059,403	1,400,249
ARPA APS	443096	0	0	11,155	149	1,000	11,155
MA CSP	443165	341,117	470,000	470,000	75,243	225,729	470,000
CCS REVENUE	443180	2,378,944	3,021,065	3,021,065	662,559	1,262,559	400,000
CCS REGIONAL CONSORT	443185	61,170	65,421	65,421	23,692	47,383	0
INCOME MAINTENANCE	443240	108,261	131,285	131,285	33,428	131,285	131,285
MA VIVITROL	443245	8,796	51,037	51,037	896	1,791	51,037
MA DIVERSIONARY PROGRAM	443255	8	5,000	5,000	0	0	5,000
SOR GRANT	443262	428,129	378,392	393,640	124,716	393,640	378,392
MAT INC	443280	172,512	86,256	86,256	0	86,256	86,256
OPIOID SETTLEMENT	443282	0	0	0	0	0	50,000
EMERGENCY COVID RESPONSE	443290	181,661	77,667	77,667	51,758	77,667	0
ARPA FEDERAL GRANT	443293	0	0	210,000	0	210,000	280,000
RESOURCE CENTER	443300	1,063,479	1,081,931	1,179,241	436,260	1,197,729	1,161,931
MA ADMINISTRATION	443301	630,615	700,000	700,000	175,165	700,000	731,889
MA FUNCTIONAL SCREENS	443306	483,964	474,000	474,000	124,704	498,816	474,000
NURSING HOME RELOCATION	443308	37,500	0	0	0	0	0
NEWSLETTER DONATIONS	443330	2,127	1,059	1,059	150	300	1,059
LOAN CLOSET PROGRAM DONATION	443331	3,503	2,000	2,000	2,229	4,458	2,000
ALZHEIMER SUPPORT	443340	66,316	63,530	63,530	8,163	63,530	63,530
TITLE III-B	443350	242,853	190,838	163,045	43,386	182,429	143,203
ARPA IIIB	443351	0	0	27,793	0	80,327	27,793
TITLE III-C-1	443360	0	386,166	231,700	3,243	197,643	386,166
ARPA IIIC1	443361	0	0	68,373	0	68,373	68,373
TITLE III-C-2 HOME DELIVERED MEALS	443370	467,381	173,822	328,288	112,637	285,300	107,577
ARPA IIIC2	443371	0	0	0	0	0	66,246
NSIP NUTRITION SERVICES INCENTIVE PI	443372	49,916	51,023	51,023	22,151	51,023	51,023
NEW FREEDOM GRANT	443375	0	46,382	46,382	0	0	49,052
STATE TRANSPORTATION	443380	183,306	414,223	413,052	413,052	413,052	417,891
VOLUNTEER SUPPORT	443390	9,389	9,389	9,389	0	9,389	9,389
TRANSPORTATION PLANNING	443395	278,251	291,943	333,232	12,041	385,330	291,943
TITLE III-D	443400	9,641	12,495	12,495	3,655	12,495	12,495
ARPA IIID	443401	0	0	11,301	0	11,301	11,301
TITLE III-E	443405	122,736	66,335	66,335	15,951	75,406	66,335

ARPA IIIIE	443406	0	0	27,505	0	27,505	27,505
ELDERLY BENEFIT ASSISTANCE 50/50	443410	33,438	33,438	33,438	16,719	33,438	33,438
STATE HEALTH INSURANCE PROGRAM	443412	6,140	6,140	7,647	7,647	7,647	6,140
EXPANDING ACCESS TO COVID 19 VACCI	443414	5,974	0	17,410	1,263	16,275	0
DIRECT SERVICE GRANT	443430	52,879	47,004	47,004	3,947	47,004	52,004
NCOA GRANT	443500	47,500	65,000	66,500	49,000	65,000	65,000
STATE PHARMACEUTICAL ASSISTANCE F	443960	0	7,360	7,360	7,360	73,360	7,360
MIPPA	443975	11,754	11,754	12,112	4,898	12,112	11,754
DEMENTIA CARE SPECIALIST	443990	86,213	80,000	0	0	0	0
CITY CONTRIBUTION	444901	27,816	30,000	30,000	6,669	30,000	30,000
INTOXICATED DRIVER PROGRAM	445035	111,382	127,500	127,500	52,742	105,484	127,500
TAD GRANT	445055	108,289	214,332	214,332	19,552	214,332	124,500
RAPID CYCLE PROJECT	445057	0	0	35,174	0	0	0
BEHAVIORAL HEALTH DONATIONS	445506	0	2,000	2,000	0	2,000	2,000
PRIOR YEAR REVENUE	448600	505,723	0	0	(4,374)	(4,374)	0
CARRYOVER	449980	0	0	40,815	0	0	0
Appropriations Unit: Revenue		16,950,798	17,416,069	18,268,320	4,863,974	15,684,167	15,181,269
Total Funding for Reporting Unit		16,950,798	17,416,069	18,268,320	4,863,974	15,684,167	15,181,269

Total Expenses for Reporting Unit	18,851,763	22,367,286	23,219,537	9,070,329	19,615,310	20,050,377
Total Revenue for Reporting Unit	(16,950,798)	(17,416,069)	(18,268,320)	(4,863,974)	(15,684,167)	(15,181,269)
Total Levy for Reporting Unit	1,900,966	4,951,217			3,931,143	4,869,108

This page left blank intentionally

DIVISION OF CHILDREN AND FAMILY SERVICES

MISSION STATEMENT

To promote the safety and well-being of the child, family and community by providing services to children, youth and families that are delivered in a respectful, culturally competent manner and are intended to maximize strengths and empower individuals. To advocate for children and families on the national, state and local level.

To accomplish our mission we work collaboratively with numerous community stakeholders, including: local law enforcement, the District Attorney's Office, the Juvenile Court, Juvenile Court Intake Services, local school districts, contracted service providers, area hospitals, the Kenosha Child Advocacy Center, the Prevention Services Network and other Divisions within the Department of Human Services.

Through strong collaborations with our community stakeholders, we achieve the following goals:

- To protect children from further abuse and neglect by conducting timely Comprehensive Initial Assessments and Safety Assessments for all screened in Child Protective Services Reports.
- To take prompt action to prevent further harm to children through In-Home Safety Plans or court-ordered placements in out-of-home care.
- To develop case plans (Permanency Plans) and refer family members to services to build protective capacities in parents, while eliminating threats to child safety and improving family well-being.
- To provide each child placed in out-of-home care with a permanent safe home through reunification, guardianship or adoption.
- To prevent child abuse and neglect by providing an array of prevention services dedicated to strengthening families and helping them become resilient to child abuse and neglect.
- To improve the well-being of children with special needs who are diagnosed with mental health issues and/or developmental disabilities by providing voluntary, supportive, strength-based community services.
- To support families with children with special needs through voluntary, strength-based programs and services focused on maintaining these children in the community with their family.
- To provide services to youth in the Youth Justice System and their families using a balanced and restorative justice approach that will decrease recidivism and promote youth competency development.
- To reduce truancy in children and youth.
- To reduce gang involvement of youth and reduce juvenile crime through community-based programs and community/neighborhood gang prevention activities.

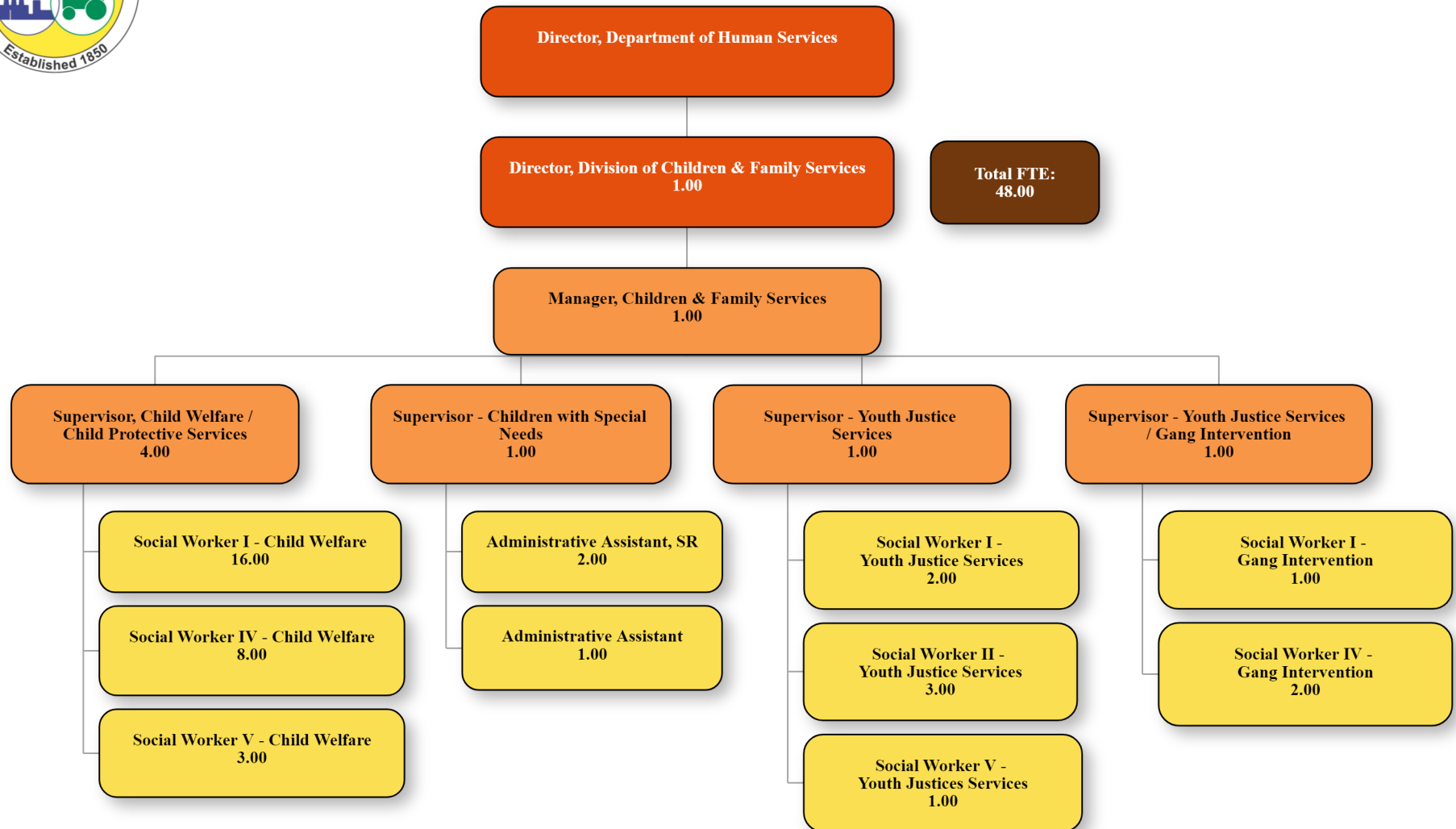
HUMAN SERVICES - CHILDREN & FAMILY SERVICES

DIVISION	POSITION TITLE	CLASS TYPE	2019	2020	2021	2022	2023
ADMINISTRATIVE							
	DIRECTOR, CHILDREN & FAMILY SVS.	E10	1.00	1.00	1.00	1.00	1.00
	SUPERVISOR, CFS - SPECIAL NEEDS	E7/E8	1.00	1.00	1.00	1.00	1.00
	ADMINISTRATIVE ASSISTANT, SR	NE4	2.00	2.00	2.00	2.00	2.00
	ADMINISTRATIVE ASSISTANT	NE2	1.00	1.00	1.00	1.00	1.00
AREA TOTAL			5.00	5.00	5.00	5.00	5.00
CHILD WELFARE							
	MANAGER CFS	E9	1.00	1.00	1.00	1.00	1.00
	SUPERVISOR, CFS	E7/E8	4.00	4.00	4.00	4.00	4.00
	SOCIAL WORKER V	NE10/NE11	4.00	3.00	2.00	3.00	3.00
	SOCIAL WORKER IV	NE9/NE10	5.00	8.00	8.00	5.00	8.00
	SOCIAL WORKER II	NE8/NE9	2.00	1.00	1.00	0.00	0.00
	SOCIAL WORKER I	NE7/NE8	14.00	13.00	14.00	18.00	16.00
AREA TOTAL			30.00	30.00	30.00	31.00	32.00
YOUTH JUSTICE SERVICES							
	SUPERVISOR, CFS	E7/E8	1.00	1.00	1.00	1.00	1.00
	SUPERVISOR, CFS - GANG PREVENTION	E7/E8	1.00	1.00	1.00	1.00	1.00
	SOCIAL WORKER V	NE10/NE11	3.00	2.00	2.00	1.00	1.00
	SOCIAL WORKER IV	NE9/NE10	2.00	1.00	1.00	2.00	2.00
	SOCIAL WORKER II	NE8/NE9	4.00	3.00	3.00	3.00	3.00
	SOCIAL WORKER I	NE7/NE8	0.00	3.00	3.00	3.00	3.00
AREA TOTAL			11.00	11.00	11.00	11.00	11.00
DIVISION TOTAL			46.00	46.00	46.00	47.00	48.00

* Child Protective Services add (1) FTE 4/1/22 and add (1) FTE 10/1/22 for budgeting of (1) FTE



County of Kenosha Division of Children & Family Services



DEPT/DIV: HUMAN SERVICES - CHILDREN & FAMILY SERVICES

	(1)	(2)	(3)	(4)	(5)	(6)
	2021	2022	2022 Budget	2022	2022	2023 Proposed
	Actual	Adopted	Adopted &	Actual	Projected	Operating and
		Budget	Modified 6/30	as of 6/30	at 12/31	Capital Budget
Personnel	3,896,840	4,151,863	4,151,863	1,791,033	4,152,969	4,414,764
Contractual	27,643	30,000	30,000	21,850	30,000	30,000
Supplies	49,706	80,160	80,160	18,489	78,060	80,160
Fixed Charges	510,483	529,823	529,823	306,929	529,823	546,125
Grants/Contributions	27,074,721	26,948,391	27,278,391	11,682,657	26,044,258	29,442,749
Cost Allocation	733,423	945,000	945,000	415,518	945,000	835,800
Total Expenses for Reporting Unit	32,292,816	32,685,237	33,015,237	14,236,477	31,780,110	35,349,598
Total Revenue for Reporting Unit	(23,191,306)	(22,701,019)	(23,031,019)	(10,032,215)	(25,408,267)	(25,164,968)
Total Levy for Reporting Unit	9,101,510	9,984,218			6,371,843	10,184,630

DEPT/DIV: HUMAN SERVICES - CHILDREN & FAMILY SERVICES

REPORTING UNIT: CHILDREN & FAMILY SERVICES

FUND: 200 DIVISION - SUBDIVISION #: 420-4200

		(1)	(2)	(3)	(4)	(5)	(6)
		2021	2022	2022 Budget	2022	2022	2023 Proposed
Account Description:	Account	Actual	Adopted Budget	Adopted & Modified 6/30	Actual as of 6/30	Projected at 12/31	Operating and Capital Budget
SALARIES	511100	2,713,680	2,922,529	2,922,529	1,235,126	2,922,529	3,098,368
SALARIES-OVERTIME	511200	10,587	4,000	4,000	5,106	5,106	4,000
SALARIES-TEMPORARY	511500	0	0	0	(6)	0	0
FICA	515100	200,506	223,878	223,878	90,707	223,878	237,329
RETIREMENT	515200	180,950	190,224	190,224	80,465	190,224	210,958
MEDICAL INSURANCE	515400	804,455	801,360	801,360	371,715	801,360	830,760
LIFE INSURANCE	515500	4,283	4,230	4,230	2,277	4,230	4,630
WORKERS COMPENSATION	515600	5,967	5,642	5,642	5,642	5,642	28,719
INTERDEPT PERSONNEL CHARGES	519990	(23,587)	0	0	0	0	0
Appropriations Unit: Personnel		3,896,840	4,151,863	4,151,863	1,791,033	4,152,969	4,414,764
OTHER PROFESSIONAL SERVICES	521900	27,643	30,000	30,000	21,850	30,000	30,000
Appropriations Unit: Contractual		27,643	30,000	30,000	21,850	30,000	30,000
OFFICE SUPPLIES	531200	331	1,200	1,200	180	800	1,200
PUBLICATION/NOTICES	532100	1,177	2,000	2,000	0	500	2,000
SUBSCRIPTIONS	532200	180	200	200	180	200	200
BOOKS & MANUALS	532300	0	600	600	0	400	600
MILEAGE & TRAVEL	533900	36,698	52,751	52,751	16,788	52,751	52,751
STAFF DEVELOPMENT	543340	11,320	23,409	23,409	1,342	23,409	23,409
Appropriations Unit: Supplies		49,706	80,160	80,160	18,489	78,060	80,160
PUBLIC LIABILITY INSURANCE	551300	64,871	83,635	83,635	83,635	83,635	96,613
SECURITIES BONDING	552300	400	400	400	400	400	400
BUILDING RENTAL	553200	445,212	445,788	445,788	222,894	445,788	449,112
Appropriations Unit: Fixed Charges		510,483	529,823	529,823	306,929	529,823	546,125
OUT-OF-HOME PLACEMENTS	571640	11,741,592	12,653,725	12,983,725	4,255,986	11,364,311	12,536,205
PURCHASED SERVICES - PROGRAM	571770	15,333,129	14,294,666	14,294,666	7,425,390	14,678,666	16,906,544
PRIOR YEAR EXPENSE	574000	0	0	0	1,281	1,281	0
Appropriations Unit: Grants/Contri		27,074,721	26,948,391	27,278,391	11,682,657	26,044,258	29,442,749
INTERDEPARTMENTAL CHARGES	591000	733,423	945,000	945,000	415,518	945,000	835,800
Appropriations Unit: Cost Allocation		733,423	945,000	945,000	415,518	945,000	835,800
Total Expense for Reporting Unit		32,292,816	32,685,237	33,015,237	14,236,477	31,780,110	35,349,598

REPORTING UNIT:	REVENUE: CHILDREN & FAMILY SERVICES
FUND: 200	DIVISION - SUBDIVISION #: 420-4200

Account Description:	Account	(1) 2021 Actual	(2) 2022 Adopted Budget	(3) 2022 Budget Adopted & Modified 6/30	(4) 2022 Actual as of 6/30	(5) 2022 Projected at 12/31	(6) 2023 Proposed Operating and Capital Budget
AODA BLOCK GRANT	442727	60,788	85,364	85,364	37,471	85,364	85,364
COP REVENUE	442830	127,054	127,504	127,504	14,545	127,504	127,504
KUSD CONTRACT REVENUE	442930	209,800	209,800	209,800	104,900	209,800	209,800
SUBSIDIZED GUARDIANSHIP REVENUE	442935	0	0	0	13,459	13,459	153,300
IIHS SAFETY SERVICES REVENUE	442960	253,200	225,000	225,000	71,159	225,000	225,000
TRIPLE P REVENUE	442965	127,208	133,750	133,750	43,624	133,750	137,711
KINSHIP CARE REVENUE	442970	699,000	880,413	880,413	271,003	880,413	880,413
FAMILY PRESERVATION GRANT	442980	77,626	57,103	57,103	0	57,103	57,103
CST INITIATIVE REVENUE	442985	60,000	60,000	60,000	60,000	60,000	60,000
COLLECTIONS	443015	567,906	820,000	820,000	263,288	820,000	530,000
YOUTH AIDS	443020	3,403,895	3,591,951	3,591,951	1,867,215	3,591,951	3,591,951
COMMUNITY INVERVENTION REVENUE	443030	171,161	158,566	158,566	103,566	158,566	217,134
BRIGHTER FUTURES INITIATIVE BFI	443035	220,000	220,000	220,000	150,392	220,000	220,000
WISACWIS REVENUE	443040	18,401	11,628	11,628	3,573	11,628	11,628
BIRTH TO 3	443060	408,443	357,373	357,373	152,503	357,373	357,373
ST REVENUE	443065	74,669	0	0	0	0	0
AODA INNER CITY REVENUE	443070	50,000	50,000	50,000	35,147	50,000	50,000
YOUTH GANG DIVISION	443080	102,546	96,200	96,200	31,633	96,200	96,200
BCA BASIC COUNTY ALLOCATION	443090	3,436,350	4,036,467	4,036,467	854,478	4,036,467	4,036,467
FOSTER PARENT TRAINING REVENUE	443092	16,536	38,000	38,000	4,487	38,000	38,000
MA CRISIS REVENUE	443095	256,895	400,000	400,000	78,193	400,000	0
MA CASE MANAGEMENT	443100	20,481	75,000	75,000	5,459	75,000	75,000
FOSTER FAMILY SUPPORT NETWORK	443125	70,467	24,200	24,200	0	24,200	57,380
PARENTAL FEES	443135	(1)	0	0	1,813	1,813	0
IV-E LEGAL SERVICES REVENUE	443155	1,523	0	0	23,291	23,291	0
SKILLS CORPS REVENUE	443160	75,000	75,000	75,000	0	75,000	0
CLTS WAIVER REVENUE	443170	145,460	120,000	120,000	38,353	120,000	120,000
CLTS-WPS REVENUE	443175	334,581	300,000	300,000	91,390	300,000	300,000
CCS REVENUE	443180	8,511,321	10,000,000	10,000,000	3,242,761	10,000,000	12,921,195
CCS REGIONAL CONSORT	443185	0	0	0	0	0	58,745
MA B3 CASE MANAGEMENT	443190	23,260	40,000	40,000	6,315	40,000	40,000
COVID PLACEMENT REVENUE	443640	25,025	0	0	0	0	0
PRIOR YEAR REVENUE	448600	3,147,612	0	0	2,338,035	2,338,035	0
DONATIONS	448650	500	0	0	650	650	0
FEDERAL INTERDEPARTMENTAL REVENUE	449100	494,599	507,700	507,700	123,512	507,700	507,700

CARRYOVER	449980	0	0	330,000	0	330,000	0
Appropriations Unit: Revenue		23,191,306	22,701,019	23,031,019	10,032,215	25,408,267	25,164,968
Total Funding for Reporting Unit		23,191,306	22,701,019	23,031,019	10,032,215	25,408,267	25,164,968

Total Expenses for Reporting Unit	32,292,816	32,685,237	33,015,237	14,236,477	31,780,110	35,349,598
Total Revenue for Reporting Unit	(23,191,306)	(22,701,019)	(23,031,019)	(10,032,215)	(25,408,267)	(25,164,968)
Total Levy for Reporting Unit	9,101,510	9,984,218			6,371,843	10,184,630

This page left blank intentionally

BROOKSIDE CARE CENTER

The vision of Brookside Care Center is to be a World Class provider of person directed services for those who require short term rehabilitation and long term care by offering a continuum of services for clients to access when needed, in order to remain autonomous and connected.

Brookside Care Center is committed to enhancing the quality of life for its clients by respecting each individual's rights and assisting them to reach their highest possible level of health and independence. We focus on the details to ensure safe and competent delivery of services with the client in the center of all decision making. By living this mission, we are able to remain the nursing home and rehabilitation center of choice in our community.

GOAL AND OBJECTIVES

- Provide residents with high quality care while maintaining compliance with state and federal standards
- Maintain high occupancy level, with admissions to be focused first on hospital discharges requiring short-term rehabilitation
- Continue to be the nursing home of choice in Kenosha County
- Be progressive and innovative in providing the most home-like environment embracing the principles of culture change and resident centered care
- Maintain and keep the current property in good repair.

HUMAN SERVICES - BROOKSIDE CARE CENTER

DIVISION	POSITION TITLE	CLASS TYPE	2019	2020	2021	2022	2023
----------	----------------	------------	------	------	------	------	------

ADMINISTRATIVE

ADMINISTRATOR	E13	1.00	1.00	1.00	1.00	1.00
ADMISSIONS/SOCIAL SERVICES DIRECTOR	E4	1.00	1.00	1.00	1.00	1.00
ADMISSIONS COORDINATOR	NE4	0.00	0.00	1.00	1.00	1.00

AREA TOTAL		2.00	4.00	5.00	3.00	3.00
------------	--	------	------	------	------	------

NURSING

DIRECTOR OF CLINICAL OPERATIONS	E11	0.00	1.00	1.00	1.00	0.00
DIRECTOR OF NURSING	E11	1.00	1.00	1.00	1.00	1.00
ASSISTANT DIRECTOR OF NURSING	E9	1.00	1.00	1.00	1.00	1.00
MDS SUPERVISOR	E8	0.00	0.00	1.00	1.00	1.00
MDS COORDINATOR	E6	1.00	1.00	1.50	1.00	1.00
INFECTION PREVENTIONIST	E6	0.00	0.00	1.00	1.00	1.00
REHAB CARE COORDINATOR	E6	0.00	0.00	1.00	1.00	1.00
NURSING SUPERVISOR, BROOKSIDE	E8	3.00	2.00	3.00	3.00	3.00
NURSING OFFICE MANAGER	E3	1.00	1.00	1.00	1.00	1.00
MEDICAL RECORDS SUPERVISOR	E3	1.00	1.00	1.00	1.00	1.00
REGISTERED NURSE	NE11	18.50	18.50	15.00	15.00	15.00
LICENSED PRACTICAL NURSE	NE7	14.60	14.60	15.20	15.20	15.20
CERTIFIED NURSING ASSISTANT	NED/NE2	77.20	77.20	76.00	76.00	76.00
UNIT SECRETARY	NE2	2.00	2.00	2.60	2.20	2.00
ADMINISTRATIVE ASSISTANT SR	NE4	0.00	0.00	0.00	1.00	1.00
ADMINISTRATIVE ASSISTANT	NE2	2.00	2.00	2.00	1.00	1.00

AREA TOTAL		122.30	120.30	121.30	122.40	121.20
------------	--	--------	--------	--------	--------	--------

DIETARY

DIETETIC TECHNICIAN	E3	1.00	1.00	0.00	0.00	0.00
COOK II	NE1	2.00	2.00	2.00	2.00	1.00
DIETARY SERVICE ASST	NEB	8.60	8.20	4.60	4.00	3.00

AREA TOTAL		11.60	11.20	6.60	6.00	4.00
------------	--	-------	-------	------	------	------

MAINTENANCE

CHIEF BLDG MAINTENANCE	NE8	1.00	1.00	1.00	1.00	1.00
RELIEF CUSTODIAN	NE5	1.00	1.00	1.00	1.00	1.00
CUSTODIAN	NE3	4.00	4.00	4.00	4.00	4.00

AREA TOTAL		6.00	6.00	6.00	6.00	6.00
------------	--	------	------	------	------	------

ENVIRONMENTAL SERVICES SUPPORT

ENVIRONMENTAL SVS & SUPPORT MGR	E3	1.00	1.00	1.00	1.00	1.00
ENVIRONMENTAL SVS & SUPPORT WKR	NEB/NE2	14.00	14.00	14.00	14.60	14.60
AREA TOTAL		15.00	15.00	15.00	15.60	15.60

LIFE ENRICHMENT

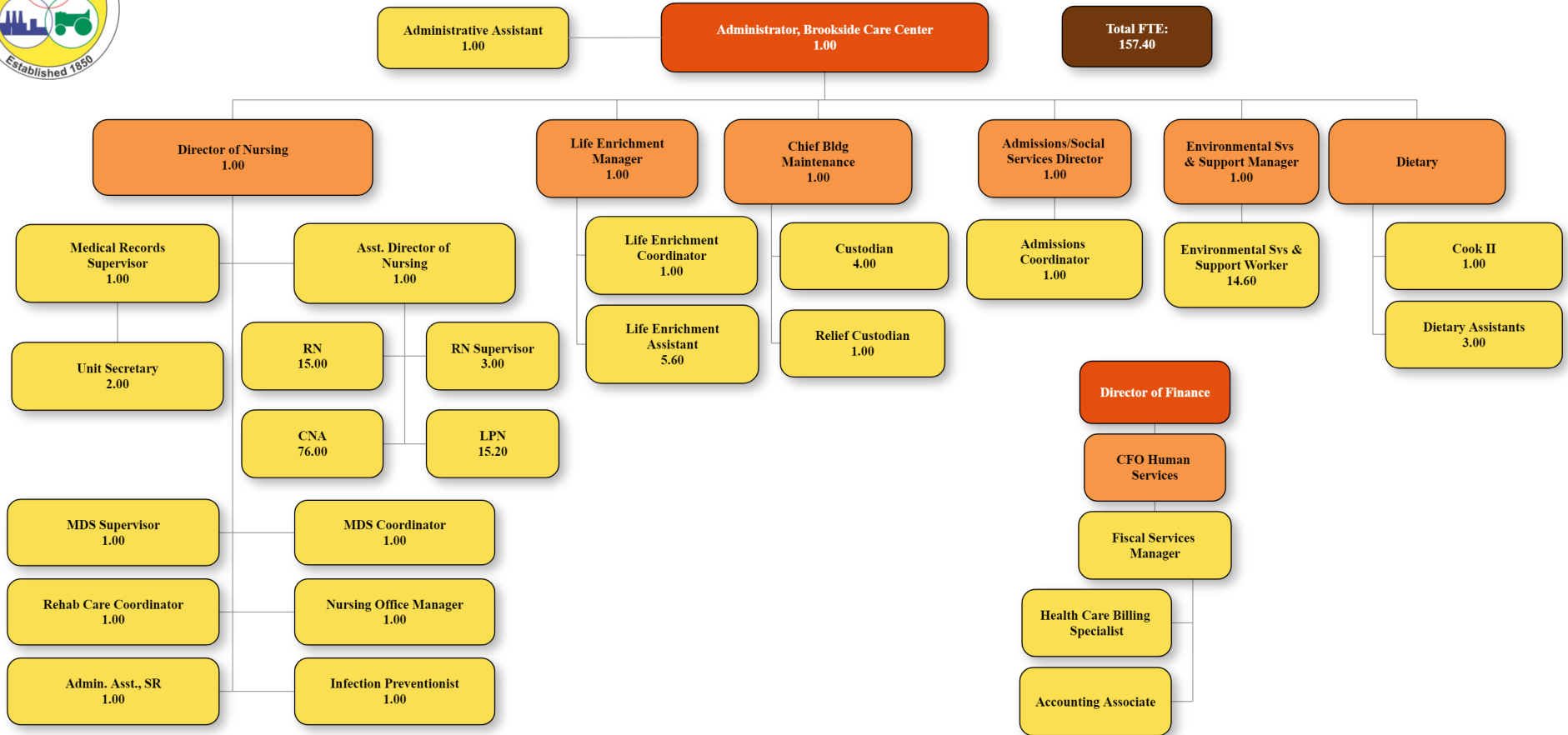
LIFE ENRICHMENT MANAGER	E3	1.00	1.00	1.00	1.00	1.00
LIFE ENRICHMENT COORDINATOR	NE2	1.00	1.00	1.00	1.00	1.00
LIFE ENRICHMENT ASSISTANT	NEC/NED	6.00	6.00	6.00	6.00	5.60
AREA TOTAL		8.00	8.00	8.00	8.00	7.60
DIVISION TOTAL		164.90	164.50	161.90	161.00	157.40

* Authorized to adjust current and future budgets for nursing (RN, LPN, and CNA) FTE levels to meet minimum standards when personnel appropriation is available.

** Includes defunded positions. See Summary of Budgeted Personnel Changes.



County of Kenosha Brookside Care Center



DEPT/DIV: HUMAN SERVICES - BROOKSIDE CARE CENTER

	(1) 2021 Actual	(2) 2022 Adopted Budget	(3) 2022 Budget Adopted & Modified 6/30	(4) 2022 Actual as of 6/30	(5) 2022 Projected at 12/31	(6) Executive Proposed Budget	(7) Finance and Admin Comm Adj.	(8) 2023 Proposed Operating and Capital Budget
Personnel	11,916,772	11,836,680	11,836,680	5,185,172	10,299,861	11,815,197	0	11,815,197
Contractual	4,764,619	5,792,826	5,792,826	2,139,324	4,245,387	6,068,175	(317,756)	5,750,419
Supplies	759,113	922,342	922,676	252,041	494,182	626,699	0	626,699
Fixed Charges	404,561	472,586	472,586	221,915	445,364	464,208	0	464,208
Outlay	796,867	598,000	790,296	36,414	598,000	1,979,000	0	1,979,000
Cost Allocation	(574,163)	245,788	245,788	40,182	81,036	87,000	0	87,000
Debt Service	489,257	1,232,984	1,232,984	616,492	1,232,984	1,232,984	0	1,232,984
Total Expenses for Reporting Unit	18,557,026	21,101,206	21,293,836	8,491,541	17,396,814	22,273,263	(317,756)	21,955,507
Total Revenue for Reporting Unit	(18,489,761)	(21,101,206)	(21,293,836)	(6,963,685)	(14,363,104)	(22,273,263)	317,756	(21,955,507)
Total Levy for Reporting Unit	67,265	0	0	1,527,856	3,033,710	0	0	0

DEPT/DIV: HUMAN SERVICES - BROOKSIDE CARE CENTER
REPORTING UNIT: BROOKSIDE CARE CENTER
FUND: 600 DIVISION - SUBDIVISION #: 605-6005

		(1)	(2)	(3)	(4)	(5)	(6)	(7)	(8)
		2021	2022	2022 Budget	2022	2022	Executive	Finance and	2023 Proposed
		Actual	Adopted	Adopted &	Actual	Projected	Proposed	Admin Comm	Operating and
Account Description:	Account		Budget	Modified 6/30	as of 6/30	at 12/31	Budget	Adj.	Capital Budget
SALARIES	511100	7,252,668	7,477,247	7,477,247	3,307,133	6,568,155	7,593,841	0	7,593,841
SALARIES-OVERTIME	511200	389,553	288,000	288,000	192,436	390,788	200,200	0	200,200
PER DIEM	514100	2,100	1,950	1,950	1,100	1,950	1,950	0	1,950
FICA	515100	558,554	594,188	594,188	253,544	503,981	596,387	0	596,387
RETIREMENT	515200	486,914	498,846	498,846	214,476	428,032	529,466	0	529,466
MEDICAL INSURANCE	515400	2,651,127	2,556,720	2,556,720	1,028,255	2,052,966	2,355,332	0	2,355,332
LIFE INSURANCE	515500	17,570	15,981	15,981	8,942	17,941	15,114	0	15,114
WORKERS COMPENSATION	515600	282,599	267,223	267,223	133,612	267,223	326,094	0	326,094
UNEMPLOYMENT COMPENSATION	515800	19,434	26,000	26,000	0	0	26,000	0	26,000
INTERDEPT PERSONNEL CHARGES	519990	256,252	110,525	110,525	45,675	68,825	170,813	0	170,813
Appropriations Unit: Personnel		11,916,772	11,836,680	11,836,680	5,185,172	10,299,861	11,815,197	0	11,815,197
ACCOUNTING & AUDITING	521300	8,700	7,720	7,720	3,860	7,720	7,720	0	7,720
OTHER PROFESSIONAL SERVICES	521900	2,372,300	2,569,088	2,569,088	1,119,785	2,246,692	2,905,824	(317,756)	2,588,068
WATER & SEWER	522100	28,542	28,000	28,000	12,312	22,077	28,000	0	28,000
UTILITIES	522200	299,408	320,000	320,000	149,567	287,638	300,000	0	300,000
NATURAL GAS	522400	102,103	75,000	75,000	52,597	110,879	105,000	0	105,000
TELECOMMUNICATIONS	522500	22,987	24,300	24,300	7,840	17,964	20,000	0	20,000
RESIDENT SATELLITE SERVICE	522502	19,510	20,000	20,000	11,238	22,722	22,600	0	22,600
GROUND IMPROVEMENT	524500	14,707	15,000	15,000	2,971	4,451	15,000	0	15,000
PHARMACEUTICAL	525610	14,007	14,000	14,000	5,682	12,358	14,000	0	14,000
PHYSICAL THERAPY	526500	414,234	658,909	658,909	160,634	328,407	663,526	0	663,526
OCCUPATIONAL THERAPY	526510	373,574	552,928	552,928	140,177	286,498	551,612	0	551,612
SPEECH THERAPY	526520	80,022	136,594	136,594	36,072	69,139	130,937	0	130,937
DIAGNOSTIC	526540	28,157	55,296	55,296	14,067	27,032	62,116	0	62,116
PHARMACY	526550	253,310	455,107	455,107	111,342	230,293	538,575	0	538,575
INTRAVENOUS	526560	106,624	158,159	158,159	12,852	5,530	12,933	0	12,933
LAB	526570	50,706	87,641	87,641	14,904	31,623	71,953	0	71,953
OXYGEN	526580	14,529	7,445	7,445	7,180	12,370	28,756	0	28,756
OTHER	526590	5,800	11,005	11,005	1,609	3,460	8,043	0	8,043
OUTPATIENT	526730	71,892	70,855	70,855	31,716	60,556	60,195	0	60,195
INSURANCE INPATIENT	526735	124,878	141,053	141,053	66,484	130,873	130,091	0	130,091

TRANSPORTATION	526800	8,356	10,000	10,000	3,485	7,354	9,000	0	9,000
THERAPY SUPPLIES	526900	1,414	3,500	3,500	799	1,919	2,500	0	2,500
DOCTOR FEES	527300	14,625	13,500	13,500	6,750	13,500	13,500	0	13,500
MISC CONTRACTUAL SERVICES	529900	334,233	357,726	357,726	165,401	304,333	366,294	0	366,294
Appropriations Unit: Contractual		4,764,619	5,792,826	5,792,826	2,139,324	4,245,387	6,068,175	(317,756)	5,750,419
POSTAGE	531100	2,947	4,500	4,500	1,166	2,301	3,000	0	3,000
OFFICE SUPPLIES	531200	10,461	12,000	12,334	4,310	7,129	8,500	0	8,500
MINOR EQUIPMENT	531400	11,722	20,345	20,345	3,482	7,406	14,476	0	14,476
SUBSCRIPTIONS	532200	37,454	38,000	38,000	16,883	38,652	40,000	0	40,000
ADVERTISING	532600	4,797	7,500	7,500	2,416	5,797	6,000	0	6,000
MILEAGE & TRAVEL	533900	1,401	13,000	13,000	2,169	4,647	9,000	0	9,000
PHARMACEUTICALS	534150	89,831	90,000	90,000	23,666	45,094	60,000	0	60,000
LAB & MEDICAL SUPPLIES	534200	271,991	150,000	150,000	48,434	98,679	150,000	0	150,000
PERSONAL CARE SUPPLIES	534240	25,380	32,000	32,000	12,998	26,045	30,000	0	30,000
HOUSEKEEPING SUPPLIES	534400	77,065	81,000	81,000	44,585	89,561	90,000	0	90,000
OTHER OPERATING SUPPLIES	534900	58,110	318,000	318,000	19,863	40,231	54,000	0	54,000
INCONTINENCE SUPPLIES	534910	66,988	75,000	75,000	30,676	60,694	78,902	0	78,902
MOTOR VEHICLES PARTS	535200	1,739	4,000	4,000	490	1,177	2,500	0	2,500
PLUMBING & ELECT. SUPPLIES	535500	18,562	25,000	25,000	14,910	30,029	29,000	0	29,000
STAFF DEVELOPMENT	543340	9,326	22,550	22,550	5,433	7,295	20,400	0	20,400
Appropriations Unit: Supplies		687,773	892,895	893,229	231,481	464,735	595,778	0	595,778
PROPERTY INSURANCE	551100	13,232	14,500	14,500	7,305	14,609	16,300	0	16,300
PUBLIC LIABILITY INSURANCE	551300	59,810	77,110	77,110	38,555	77,110	81,663	0	81,663
BOILER INSURANCE	551500	645	664	664	746	1,790	900	0	900
OTHER INSURANCE	551900	15,745	21,967	21,967	11,192	22,467	22,000	0	22,000
SECURITIES BONDING	552300	485	485	485	485	1,164	485	0	485
EQUIPMENT LEASE/RENTAL	553300	31,118	43,700	43,700	6,553	14,063	28,700	0	28,700
PROV FOR AMORTIZATION	554200	(30,635)	0	0	0	0	0	0	0
PROVIDER BED ASSESSMENT	559120	314,160	314,160	314,160	157,080	314,160	314,160	0	314,160
Appropriations Unit: Fixed Charges		404,561	472,586	472,586	221,915	445,364	464,208	0	464,208
GENERAL-PRINCIPAL	561200	0	765,900	765,900	382,950	765,900	788,877	0	788,877
GENERAL INTEREST	562200	489,257	467,084	467,084	233,542	467,084	444,107	0	444,107
Appropriations Unit: Debt Service		489,257	1,232,984	1,232,984	616,492	1,232,984	1,232,984	0	1,232,984
FIXED ASSETS ACQUISITIONS CONTR	583000	(172,189)	0	0	0	0	0	0	0
DEPRECIATION	585000	828,278	0	0	0	0	0	0	0
Appropriations Unit: Outlay		656,088	0	0	0	0	0	0	0
INTERDEPARTMENTAL CHARGES	591000	189,721	245,788	245,788	40,182	81,036	87,000	0	87,000
OTHER POST EMPLOYMENT BENEFIT	592000	76,293	0	0	0	0	0	0	0
GASB 68/71 EXPENSE	593000	(840,177)	0	0	0	0	0	0	0
Appropriations Unit: Cost Allocation		(574,163)	245,788	245,788	40,182	81,036	87,000	0	87,000

Total Expense for Reporting Unit	18,344,907	20,473,759	20,474,093	8,434,567	16,769,367	20,263,342	(317,756)	19,945,586
---	------------	------------	------------	-----------	------------	------------	-----------	------------

REPORTING UNIT:	BROOKSIDE CARE CENTER - CAPITAL - OPERATIONS
FUND: 600	DIVISION - SUBDIVISION #: 605-6050

Account Description:	Account	(1) 2021 Actual	(2) 2022 Adopted Budget	(3) 2022 Budget Adopted & Modified 6/30	(4) 2022 Actual as of 6/30	(5) 2022 Projected at 12/31	(6) Executive Proposed Budget	(7) Finance and Admin Comm Adj.	(8) 2023 Proposed Operating and Capital Budget
FURN/FIXTURE>\$100<\$5000	530010	20,323	15,000	15,000	7,811	15,000	20,500	0	20,500
MACHY/EQUIP>\$100<\$5000	530050	51,018	14,447	14,447	12,749	14,447	10,421	0	10,421
Appropriations Unit: Supplies		71,341	29,447	29,447	20,560	29,447	30,921	0	30,921
MACHINERY/EQUIPMENT>\$5000	580050	0	30,000	30,000	1,668	30,000	0	0	0
Appropriations Unit: Outlay		0	30,000	30,000	1,668	30,000	0	0	0
Total Expense for Reporting Unit		71,341	59,447	59,447	22,228	59,447	30,921	0	30,921

REPORTING UNIT:	BROOKSIDE CARE CENTER - CAPITAL - BONDING
FUND: 608	DIVISION - SUBDIVISION #: 605-6080

Account Description:	Account	(1) 2021 Actual	(2) 2022 Adopted Budget	(3) 2022 Budget Adopted & Modified 6/30	(4) 2022 Actual as of 6/30	(5) 2022 Projected at 12/31	(6) Executive Proposed Budget	(7) Finance and Admin Comm Adj.	(8) 2023 Proposed Operating and Capital Budget
FURNITURE/FIXTURES>\$5000	580010	0	25,000	45,000	0	25,000	85,000	0	85,000
MACHINERY/EQUIPMENT>\$5000	580050	9,196	38,000	142,044	11,696	38,000	0	0	0
BUILDING IMPROVEMENTS	582200	109,317	505,000	573,252	23,050	505,000	1,894,000	0	1,894,000
Appropriations Unit: Outlay		118,513	568,000	760,296	34,746	568,000	1,979,000	0	1,979,000
Total Expense for Reporting Unit		118,513	568,000	760,296	34,746	568,000	1,979,000	0	1,979,000

REPORTING UNIT:	BROOKSIDE CARE CENTER - BROOKSIDE ENDOWMENT FUND
FUND: 510	DIVISION - SUBDIVISION #: 615-6190

Account Description:	Account	(1) 2021 Actual	(2) 2022 Adopted Budget	(3) 2022 Budget Adopted & Modified 6/30	(4) 2022 Actual as of 6/30	(5) 2022 Projected at 12/31	(6) Executive Proposed Budget	(7) Finance and Admin Comm Adj.	(8) 2023 Proposed Operating and Capital Budget
-----------------------------	----------------	--------------------------------	--	--	---	--	--	--	---

LAND IMPROVEMENTS	582100	22,265	0	0	0	0	0	0	0
Appropriations Unit: Outlay		22,265	0	0	0	0	0	0	0
Total Expense for Reporting Unit		22,265	0	0	0	0	0	0	0

REPORTING UNIT:	REVENUE: BROOKSIDE CARE CENTER
FUND: 600	DIVISION - SUBDIVISION #: 605-6005

Account Description:	Account	(1) 2021 Actual	(2) 2022 Adopted Budget	(3) 2022 Budget Adopted & Modified 6/30	(4) 2022 Actual as of 6/30	(5) 2022 Projected at 12/31	(6) Executive Proposed Budget	(7) Finance and Admin Comm Adj.	(8) 2023 Proposed Operating and Capital Budget
BONDING	440000	0	0	0	34,746	34,746	0	0	0
INTERGOVERNMENT TRANSFER PRO	442750	1,299,912	934,404	934,404	485,633	934,404	934,404	0	934,404
STATE BED ASSESSMENT	442765	70,394	79,560	79,560	30,592	60,437	77,520	0	77,520
MANAGED CARE OTHER	442767	651,357	1,114,470	1,114,470	266,319	534,550	1,114,470	0	1,114,470
MEDICARE PART A	442775	4,997,677	8,386,524	8,386,524	1,825,231	3,613,342	8,024,184	0	8,024,184
MEDICARE PART B	442776	487,390	500,000	500,000	241,260	503,004	500,000	0	500,000
MEDICAID	442780	3,765,383	4,267,463	4,267,463	1,989,950	4,072,296	4,231,692	0	4,231,692
PRIVATE PAY	442785	4,603,092	5,210,010	5,210,010	2,037,865	4,004,747	5,424,120	0	5,424,120
CONTRACTUAL ADJUSTMENTS	442799	(260,693)	(250,000)	(250,000)	(50)	(250,000)	(250,000)	0	(250,000)
CAFE MEALS	443285	30,607	50,000	50,000	6,547	13,010	50,000	0	50,000
ARPA FEDERAL GRANT	443293	0	250,000	250,000	22,828	250,000	185,000	0	185,000
SALON SERVICES	443295	737	0	0	670	670	0	0	0
NURSING SERVICE MISC REVENUE	444920	8,402	0	0	0	0	0	0	0
SUNDRY DEPT REVENUE	448520	21,318	12,000	12,000	1,290	3,096	5,000	0	5,000
CARRYOVER	449980	0	0	334	0	0	0	0	0
RESERVES	449990	0	(21,225)	(21,225)	0	0	(2,127)	(317,756)	(319,883)
OPERATING TRANSFER IN	449991	2,650,000	0	0	0	0	0	0	0
Appropriations Unit: Revenue		18,325,576	20,533,206	20,533,540	6,942,882	13,774,301	20,294,263	(317,756)	19,976,507
Total Funding for Reporting Unit		18,325,576	20,533,206	20,533,540	6,942,882	13,774,301	20,294,263	(317,756)	19,976,507

REPORTING UNIT:	REVENUE: BROOKSIDE CARE CENTER - CAPITAL - BONDING
FUND: 608	DIVISION - SUBDIVISION #: 605-6080

Account Description:	Account	(1) 2021 Actual	(2) 2022 Adopted Budget	(3) 2022 Budget Adopted & Modified 6/30	(4) 2022 Actual as of 6/30	(5) 2022 Projected at 12/31	(6) Executive Proposed Budget	(7) Finance and Admin Comm Adj.	(8) 2023 Proposed Operating and Capital Budget
----------------------	---------	-----------------------	----------------------------------	--	-------------------------------------	--------------------------------------	--	--	---

BONDING	440000	0	568,000	568,000	0	568,000	1,979,000	0	1,979,000
CARRYOVER	449980	0	0	192,296	0	0	0	0	0
OPERATING TRANSFER IN	449991	145,000	0	0	0	0	0	0	0
Appropriations Unit: Revenue		145,000	568,000	760,296	0	568,000	1,979,000	0	1,979,000
Total Funding for Reporting Unit		145,000	568,000	760,296	0	568,000	1,979,000	0	1,979,000

REPORTING UNIT:	REVENUE: BROOKSIDE CARE CENTER - BROOKSIDE ENDOWMENT FUND
FUND: 510	DIVISION - SUBDIVISION #: 615-6190

Account Description:	Account	(1) 2021 Actual	(2) 2022 Adopted Budget	(3) 2022 Budget Adopted & Modified 6/30	(4) 2022 Actual as of 6/30	(5) 2022 Projected at 12/31	(6) Executive Proposed Budget	(7) Finance and Admin Comm Adj.	(8) 2023 Proposed Operating and Capital Budget
GENERAL FUND INTEREST	448110	82	0	0	125	125	0	0	0
DONATIONS	448560	19,103	0	0	20,678	20,678	0	0	0
Appropriations Unit: Revenue		19,186	0	0	20,803	20,803	0	0	0
Total Funding for Reporting Unit		19,186	0	0	20,803	20,803	0	0	0

Total Expenses for Reporting Unit	18,557,026	21,101,206	21,293,836	8,491,541	17,396,814	22,273,263	(317,756)	21,955,507
Total Revenue for Reporting Unit	(18,489,761)	(21,101,206)	(21,293,836)	(6,963,685)	(14,363,104)	(22,273,263)	317,756	(21,955,507)
Total Levy for Reporting Unit		0			3,033,710	0	0	0

WILLOWBROOK

The mission of our program is to provide residents a home where they can receive care and assistance in a supervised setting yet maintaining their independence and individuality.

GOAL AND OBJECTIVES

- To provide care and assistance in a supervised setting that looks and feels like home
- For residents to be happy and healthy for as long as possible with the assistance and care from our staff.

HUMAN SERVICES - WILLOWBROOK

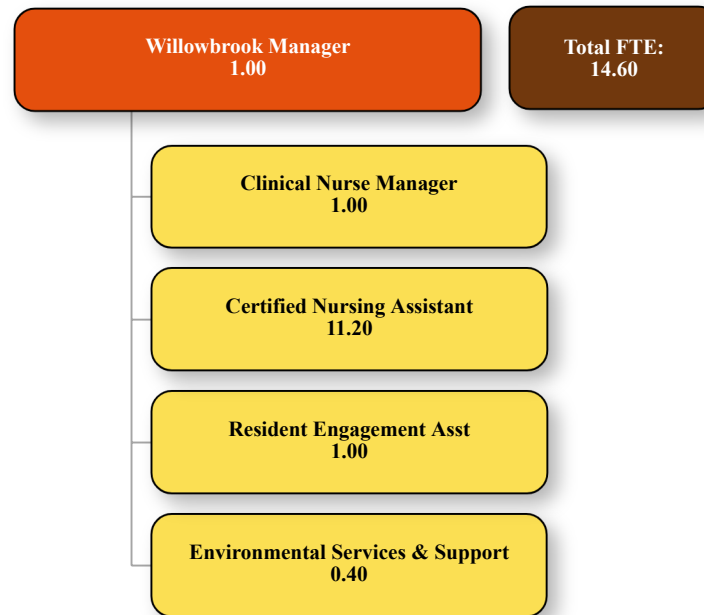
DIVISION	POSITION TITLE	CLASS TYPE	2019	2020	2021	2022	2023
<i>ADMINISTRATIVE</i>							
	EXECUTIVE DIRECTOR	E15	0.17	0.00	0.00	0.00	0.00
	WILLOWBROOK MANAGER	E5	1.00	1.00	1.00	1.00	1.00
AREA TOTAL			1.17	1.00	1.00	1.00	1.00
<i>DIRECT CARE</i>							
	REGISTERED NURSE	NE11	0.60	0.00	0.00	0.00	0.00
	CLINICAL NURSE MANAGER	NE7	0.00	0.00	1.00	1.00	1.00
	LICENSED PRACTICAL NURSE	NE7	0.00	0.80	0.00	0.00	0.00
	CERTIFIED NURSING ASSISTANT	NED/NE2	0.00	0.00	11.20	11.20	11.20 *
	RESIDENT ASSISTANT	NEB/NE1	11.20	11.20	0.00	0.00	0.00
AREA TOTAL			11.80	12.00	12.20	12.20	12.20
<i>SUPPORT SERVICES</i>							
	RESIDENT ENGAGEMENT ASST	NEB	0.00	0.60	0.60	1.00	1.00
	LIFE ENRICHMENT ASSISTANT	NEC/NED	0.60	0.00	0.00	0.00	0.00
	ENVIRONMENTAL SVS & SUPPORT WKR	NEB/NE2	0.00	0.40	0.40	0.40	0.40
AREA TOTAL			0.60	1.00	1.00	1.40	1.40
DIVISION TOTAL			13.57	14.00	14.20	14.60	14.60

Willowbrook had a partial operating year in 2018, only 1/2 facility was occupied

* Authorized to adjust current and future budgets for nursing (RN, LPN, and CNA) FTE levels to meet minimum standards when personnel appropriation is available.



County of Kenosha Willowbrook



DEPT/DIV: HUMAN SERVICES - WILLOWBROOK

	(1)	(2)	(3)	(4)	(5)	(6)
	2021	2022	2022 Budget	2022	2022	2023 Proposed
	Actual	Adopted	Adopted &	Actual	Projected	Operating and
		Budget	Modified 6/30	as of 6/30	at 12/31	Capital Budget
Personnel	764,627	859,850	859,850	411,446	822,169	1,005,469
Contractual	242,570	320,534	320,534	131,656	238,903	274,863
Supplies	27,062	35,520	35,520	18,337	36,315	52,975
Fixed Charges	(2,537)	8,443	8,443	3,963	7,835	14,692
Outlay	158,716	0	0	0	0	0
Cost Allocation	13,579	26,000	26,000	6,004	12,108	13,000
Debt Service	149,543	376,866	376,866	188,433	377,640	376,866
Total Expenses for Reporting Unit	1,353,559	1,627,213	1,627,213	759,839	1,494,970	1,737,865
Total Revenue for Reporting Unit	(1,515,751)	(1,627,213)	(1,627,213)	(792,188)	(1,570,626)	(1,737,865)
Total Levy for Reporting Unit	(162,192)	0			(75,656)	0

DEPT/DIV: HUMAN SERVICES - WILLOWBROOK
REPORTING UNIT: WILLOWBROOK
FUND: 620 DIVISION - SUBDIVISION #: 610-6110

		(1)	(2)	(3)	(4)	(5)	(6)
		2021	2022	2022 Budget	2022	2022	2023 Proposed
Account Description:	Account	Actual	Adopted Budget	Adopted & Modified 6/30	Actual as of 6/30	Projected at 12/31	Operating and Capital Budget
SALARIES	511100	518,835	549,635	549,635	270,663	536,748	654,570
SALARIES-OVERTIME	511200	14,888	8,000	8,000	13,840	29,243	15,000
FICA	515100	39,216	42,660	42,660	20,782	41,259	51,222
RETIREMENT	515200	28,291	32,978	32,978	14,503	28,641	44,561
MEDICAL INSURANCE	515400	116,558	150,520	150,520	61,785	126,244	149,898
LIFE INSURANCE	515500	373	348	348	108	215	172
WORKERS COMPENSATION	515600	18,997	17,964	17,964	8,982	17,964	25,793
UNEMPLOYMENT COMPENSATION	515800	8,950	10,000	10,000	0	0	10,000
INTERDEPT PERSONNEL CHARGES	519990	18,518	47,745	47,745	20,783	41,855	54,253
Appropriations Unit: Personnel		764,627	859,850	859,850	411,446	822,169	1,005,469
ACCOUNTING & AUDITING	521300	0	1,154	1,154	0	0	1,154
OTHER PROFESSIONAL SERVICES	521900	140,238	206,730	206,730	83,765	142,010	168,080
WATER & SEWER	522100	3,752	3,500	3,500	1,207	1,931	3,500
UTILITIES	522200	61,989	63,000	63,000	27,187	54,893	63,000
NATURAL GAS	522400	13,207	14,000	14,000	7,859	16,568	14,000
TELECOMMUNICATIONS	522500	1,479	1,400	1,400	461	1,038	1,020
RESIDENT SATELLITE SERVICE	522502	2,915	3,000	3,000	1,588	3,176	3,271
GROUND IMPROVEMENT	524500	2,178	1,750	1,750	421	682	1,750
MISC CONTRACTUAL SERVICES	529900	16,811	26,000	26,000	9,168	18,605	19,088
Appropriations Unit: Contractual		242,570	320,534	320,534	131,656	238,903	274,863
POSTAGE	531100	178	200	200	85	120	200
OFFICE SUPPLIES	531200	1,015	1,000	1,000	615	734	1,000
SUBSCRIPTIONS	532200	652	1,620	1,620	0	0	0
ADVERTISING	532600	4,914	2,000	2,000	1,131	2,328	2,000
MILEAGE & TRAVEL	533900	36	2,750	2,750	0	0	2,750
HOUSEKEEPING SUPPLIES	534400	6,882	6,000	6,000	4,352	8,525	8,500
OTHER OPERATING SUPPLIES	534900	8,897	11,150	11,150	6,170	11,431	13,350
PLUMBING & ELECT. SUPPLIES	535500	405	1,000	1,000	1,600	3,825	3,900
STAFF DEVELOPMENT	543340	3,190	5,700	5,700	3,742	7,813	11,175
Appropriations Unit: Supplies		26,169	31,420	31,420	17,696	34,776	42,875
PROPERTY INSURANCE	551100	1,795	2,000	2,000	898	1,795	2,300
PUBLIC LIABILITY INSURANCE	551300	4,897	6,305	6,305	2,915	5,736	12,202
BOILER INSURANCE	551500	95	98	98	110	264	150

SECURITIES BONDING	552300	40	40	40	40	40	40
PROV FOR AMORTIZATION	554200	(9,364)	0	0	0	0	0
Appropriations Unit: Fixed Charges		(2,537)	8,443	8,443	3,963	7,835	14,692
GENERAL-PRINCIPAL	561200	0	234,100	234,100	117,050	234,874	241,123
GENERAL INTEREST	562200	149,543	142,766	142,766	71,383	142,766	135,743
Appropriations Unit: Debt Service		149,543	376,866	376,866	188,433	377,640	376,866
DEPRECIATION	585000	158,716	0	0	0	0	0
Appropriations Unit: Outlay		158,716	0	0	0	0	0
INTERDEPARTMENTAL CHARGES	591000	13,579	26,000	26,000	6,004	12,108	13,000
Appropriations Unit: Cost Allocation		13,579	26,000	26,000	6,004	12,108	13,000
Total Expense for Reporting Unit		1,352,666	1,623,113	1,623,113	759,198	1,493,431	1,727,765

REPORTING UNIT:	WILLOWBROOK - CAPITAL - OPERATIONS
FUND: 620	DIVISION - SUBDIVISION #: 610-6150

		(1)	(2)	(3)	(4)	(5)	(6)
		2021	2022	2022 Budget	2022	2022	2023 Proposed
Account Description:	Account	Actual	Adopted Budget	Adopted & Modified 6/30	Actual as of 6/30	Projected at 12/31	Operating and Capital Budget
MACHY/EQUIP>\$100<\$5000	530050	892	4,100	4,100	641	1,539	10,100
Appropriations Unit: Supplies		892	4,100	4,100	641	1,539	10,100
Total Expense for Reporting Unit		892	4,100	4,100	641	1,539	10,100

REPORTING UNIT:	REVENUE: WILLOWBROOK
FUND: 620	DIVISION - SUBDIVISION #: 610-6110

		(1)	(2)	(3)	(4)	(5)	(6)
		2021	2022	2022 Budget	2022	2022	2023 Proposed
Account Description:	Account	Actual	Adopted Budget	Adopted & Modified 6/30	Actual as of 6/30	Projected at 12/31	Operating and Capital Budget
PRIVATE PAY	442785	1,513,367	1,621,472	1,621,472	790,984	1,568,217	1,692,804
ARPA FEDERAL GRANT	443293	0	0	0	0	0	40,000
SALON SERVICES	443295	64	0	0	0	0	0
SUNDRY DEPT REVENUE	448520	2,320	0	0	1,204	2,409	2,500
RENTAL INCOME	448550	0	0	0	0	0	4,800
RESERVES	449990	0	5,741	5,741	0	0	(2,239)
Appropriations Unit: Revenue		1,515,751	1,627,213	1,627,213	792,188	1,570,626	1,737,865

Total Funding for Reporting Unit	1,515,751	1,627,213	1,627,213	792,188	1,570,626	1,737,865
---	-----------	-----------	-----------	---------	-----------	-----------

Total Expenses for Reporting Unit	1,353,559	1,627,213	1,627,213	759,839	1,494,970	1,737,865
Total Revenue for Reporting Unit	(1,515,751)	(1,627,213)	(1,627,213)	(792,188)	(1,570,626)	(1,737,865)
Total Levy for Reporting Unit	(162,192)	0			(75,656)	0

This page left blank intentionally

DHS INTERNAL SERVICE FUND

This fund is used to account for revenues and expenditures that are associated with operating expenses, annual principal, and interest for the Kenosha County Human Services/Job Center Building.

DEPT/DIV: HUMAN SERVICES - INTERNAL SERVICE FUND

	(1)	(2)	(3)	(4)	(5)	(6)
	2021	2022	2022 Budget	2022	2022	2023 Proposed
	Actual	Adopted	Adopted &	Actual	Projected	Operating and
		Budget	Modified 6/30	as of 6/30	at 12/31	Capital Budget
Outlay	(16,197)	0	0	0	0	0
Total Expenses for Reporting Unit	(16,197)	0	0	0	0	0
Total Levy for Reporting Unit	(16,197)	0			0	0

DEPT/DIV: HUMAN SERVICES - INTERNAL SERVICE FUND

REPORTING UNIT: INTERNAL SERVICE FUND

FUND: 202 DIVISION - SUBDIVISION #: 440-4425

		(1)	(2)	(3)	(4)	(5)	(6)
		2021	2022	2022 Budget	2022	2022	2023 Proposed
Account Description:	Account	Actual	Adopted Budget	Adopted & Modified 6/30	Actual as of 6/30	Projected at 12/31	Operating and Capital Budget
FIXED ASSETS ACQUISITIONS CONTRA A	583000	(59,305)	0	0	0	0	0
DEPRECIATION	585000	43,109	0	0	0	0	0
Appropriations Unit: Outlay		(16,197)	0	0	0	0	0
Total Expense for Reporting Unit		(16,197)	0	0	0	0	0

Total Expenses for Reporting Unit	(16,197)	0	0	0	0	0
Total Levy for Reporting Unit	(16,197)	0			0	0

This page left blank intentionally

DEPARTMENT OF FINANCE AND ADMINISTRATION ADMINISTRATIVE SERVICES

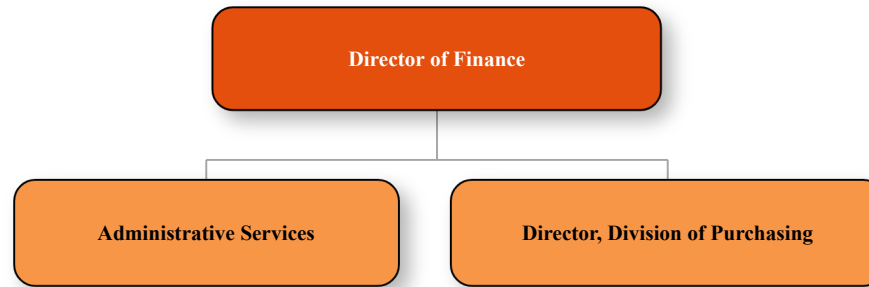
ACTIVITIES

This business unit includes certain costs shared by the Office of the County Executive, Administrative Services, Human Resources, Financial Services and Purchasing Services within the County Administration Building. Some of the shared costs for these divisions are printing, copiers, facsimile, vehicle, and general supplies.

- Think globally and standardize process to expand productivity and reduce costs.
- Consistently expand the function's scope and scale to include expert functions.
- Invest in training to improve internal processes by redesign or reengineering using technology wherever possible.



County of Kenosha Department of Finance & Administration



DEPT/DIV: FINANCE & ADMINISTRATION - ADMINISTRATIVE SERVICES

	(1) 2021 Actual	(2) 2022 Adopted Budget	(3) 2022 Budget Adopted & Modified 6/30	(4) 2022 Actual as of 6/30	(5) 2022 Projected at 12/31	(6) 2023 Proposed Operating and Capital Budget
Contractual	74,773	3,500	3,500	1,831	3,500	3,500
Supplies	4,836	7,000	7,830	1,139	6,530	5,700
Total Expenses for Reporting Unit	79,609	10,500	11,330	2,970	10,030	9,200
Total Revenue for Reporting Unit	0	0	(830)	0	0	0
Total Levy for Reporting Unit	79,609	10,500			10,030	9,200

DEPT/DIV: FINANCE & ADMINISTRATION - ADMINISTRATIVE SERVICES

REPORTING UNIT: ADMINISTRATIVE SERVICES

FUND: 100 DIVISION - SUBDIVISION #: 100-1040

		(1)	(2)	(3)	(4)	(5)	(6)
		2021	2022	2022 Budget	2022	2022	2023 Proposed
Account Description:	Account	Actual	Adopted Budget	Adopted & Modified 6/30	Actual as of 6/30	Projected at 12/31	Operating and Capital Budget
OTHER PROFESSIONAL SERVICES	521900	70,377	0	0	0	0	0
TELECOMMUNICATIONS	522500	4,395	3,500	3,500	1,831	3,500	3,500
Appropriations Unit: Contractual		74,773	3,500	3,500	1,831	3,500	3,500
FURN/FIXTURE>\$100<\$5000	530010	3,325	3,000	3,830	0	3,830	3,000
OFFICE SUPPLIES	531200	1,281	2,800	2,800	1,139	2,400	2,400
PRINTING/DUPLICATION	531300	229	300	300	0	300	300
SUBSCRIPTIONS	532200	0	900	900	0	0	0
Appropriations Unit: Supplies		4,836	7,000	7,830	1,139	6,530	5,700
Total Expense for Reporting Unit		79,609	10,500	11,330	2,970	10,030	9,200

REPORTING UNIT: REVENUE: ADMINISTRATIVE SERVICES

FUND: 100 DIVISION - SUBDIVISION #: 100-1040

		(1)	(2)	(3)	(4)	(5)	(6)
		2021	2022	2022 Budget	2022	2022	2023 Proposed
Account Description:	Account	Actual	Adopted Budget	Adopted & Modified 6/30	Actual as of 6/30	Projected at 12/31	Operating and Capital Budget
CARRYOVER	449980	0	0	830	0	0	0
Appropriations Unit: Revenue		0	0	830	0	0	0
Total Funding for Reporting Unit		0	0	830	0	0	0

Total Expenses for Reporting Unit	79,609	10,500	11,330	2,970	10,030	9,200
Total Revenue for Reporting Unit	0	0	(830)	0	0	0
Total Levy for Reporting Unit	79,609	10,500			10,030	9,200

This page left blank intentionally

ECONOMIC DEVELOPMENT

PLAN OF WORK – GOALS FROM KENOSHA FIRST PLAN

- **Support & Expand the existing base through business retention and consolidation strategies.**
 - Support the retention and expansion of existing businesses.
 - Develop a local “rapid response” strategy for lay-offs/closings.
 - Develop solutions to retain dislocated workers/professionals.
 - Pursue investment(s) from companies seeking to consolidate.
- **Position Kenosha County for long-term economic growth and vitality.**
 - Increase availability of industrial land sites for smaller projects.
 - Align KABA RLF programs with strategic plan.
 - Pursue targeted industry strategy.
 - Support innovation among existing businesses.
 - Promote entrepreneurship and small business development.
 - Explore redevelopment opportunities for Chrysler site.
 - Support needed public infrastructure investments to support growth.
- **Attract, retain, and engage talent.**
 - Bring business, workforce training, and education closer together.
 - Engage educators more directly in economic development.
 - Promote greater utilization of existing workforce training assets.
 - Engage young professionals and new residents.
 - Marketing campaign urging former residents to come home.
- **Ensure all parts of the county are economically, digitally, and physically connected.**
 - Actively promote Downtown Development.
 - Support corridor/road improvements between I-94 and lakefront.
 - Support Multi-Jurisdictional Comprehensive Plan for Kenosha County.
 - Improve public transit to business, industrial and education sites.
 - Support KRM expansion.
 - Support airport expansion for corporate aviation.
 - Support/publicize efforts re: broadband deployment.
- **Build a distinct image and brand for Kenosha County.**
 - Commit additional resources to economic development marketing efforts.
 - Initiate a local positive image campaign.
 - Enhance Kenosha County’s image w/in the Chicago-Milwaukee corridor.

DEPT/DIV: FINANCE & ADMINISTRATION - ECONOMIC DEVELOPMENT

	(1) 2021 Actual	(2) 2022 Adopted Budget	(3) 2022 Budget Adopted & Modified 6/30	(4) 2022 Actual as of 6/30	(5) 2022 Projected at 12/31	(6) 2023 Proposed Operating and Capital Budget
Grants/Contributions	150,000	175,000	175,000	116,667	175,000	175,000
Outlay	200,000	250,000	1,105,000	0	250,000	600,000
Total Expenses for Reporting Unit	350,000	425,000	1,280,000	116,667	425,000	775,000
Total Revenue for Reporting Unit	(750,000)	(250,000)	(1,105,000)	0	(250,000)	(600,000)
Total Levy for Reporting Unit	(400,000)	175,000			175,000	175,000

DEPT/DIV: FINANCE & ADMINISTRATION - ECONOMIC DEVELOPMENT
REPORTING UNIT: ECONOMIC DEVELOPMENT - KABA
FUND: 100 DIVISION - SUBDIVISION #: 110-1180

		(1)	(2)	(3)	(4)	(5)	(6)
		2021	2022	2022 Budget	2022	2022	2023 Proposed
Account Description:	Account	Actual	Adopted Budget	Adopted & Modified 6/30	Actual as of 6/30	Projected at 12/31	Operating and Capital Budget
PURCHASED SERVICES - PROGRAM	571770	150,000	175,000	175,000	116,667	175,000	175,000
Appropriations Unit:	Grants/Contrit	150,000	175,000	175,000	116,667	175,000	175,000
Total Expense for Reporting Unit		150,000	175,000	175,000	116,667	175,000	175,000

REPORTING UNIT: ECONOMIC DEVELOPMENT - KABA - CAPITAL
FUND: 411 DIVISION - SUBDIVISION #: 110-1190

		(1)	(2)	(3)	(4)	(5)	(6)
		2021	2022	2022 Budget	2022	2022	2023 Proposed
Account Description:	Account	Actual	Adopted Budget	Adopted & Modified 6/30	Actual as of 6/30	Projected at 12/31	Operating and Capital Budget
ECONOMIC DEVELOPMENT	581980	200,000	250,000	1,105,000	0	250,000	600,000
Appropriations Unit:	Outlay	200,000	250,000	1,105,000	0	250,000	600,000
Total Expense for Reporting Unit		200,000	250,000	1,105,000	0	250,000	600,000

REPORTING UNIT: REVENUE: ECONOMIC DEVELOPMENT - KABA
FUND: 100 DIVISION - SUBDIVISION #: 110-1180

		(1)	(2)	(3)	(4)	(5)	(6)
		2021	2022	2022 Budget	2022	2022	2023 Proposed
Account Description:	Account	Actual	Adopted Budget	Adopted & Modified 6/30	Actual as of 6/30	Projected at 12/31	Operating and Capital Budget
RESERVES	449990	0	0	0	0	0	350,000
Appropriations Unit:	Revenue	0	0	0	0	0	350,000
Total Funding for Reporting Unit		0	0	0	0	0	350,000

REPORTING UNIT:	REVENUE: ECONOMIC DEVELOPMENT - KABA - CAPITAL					
FUND: 411	DIVISION - SUBDIVISION #: 110-1190					

		(1)	(2)	(3)	(4)	(5)	(6)
		2021	2022	2022 Budget	2022	2022	2023 Proposed
Account Description:	Account	Actual	Adopted Budget	Adopted & Modified 6/30	Actual as of 6/30	Projected at 12/31	Operating and Capital Budget
BONDING	440000	750,000	250,000	250,000	0	250,000	250,000
CARRYOVER	449980	0	0	855,000	0	0	0
Appropriations Unit:	Revenue	750,000	250,000	1,105,000	0	250,000	250,000
Total Funding for Reporting Unit		750,000	250,000	1,105,000	0	250,000	250,000

Total Expenses for Reporting Unit	350,000	425,000	1,280,000	116,667	425,000	775,000
Total Revenue for Reporting Unit	(750,000)	(250,000)	(1,105,000)	0	(250,000)	(600,000)
Total Levy for Reporting Unit	(400,000)	175,000			175,000	175,000

DIVISION OF FINANCE

The Director of Finance and Administrative Services provides leadership and support on a Department-wide basis to empower, facilitate and oversee activities of Finance, Administrative Services and Purchasing.

ACTIVITIES

To maintain the central county financial system in accordance with generally accepted accounting principles; to assist in the preparation of the annual budget, and monitor and control the budget after its adoption; and to report to the County Administration and County Board on the financial condition of the county.

GOALS AND OBJECTIVES

- To Complete the Certified Single Audit by established deadlines.
- To review new accounting principles issued by the Governmental Accounting Standards Board, to assess their impact on Kenosha County, and to implement the practices as appropriate. This will include standards that impact on accounting of intangible assets.
- To migrate the County ERP system from an on-premise to a cloud-based version.
- To continue to review cash handling throughout the county, develop procedures, and improve controls.
- To complete the County Executive and County Board budgets by established deadlines.
- To process all budget modifications within 48 hours of notice of authorization.
- To ensure that each budget shall reflect policies determined by the County Executive and County Board.
- To adapt the payroll system to accommodate changes resulting from union contract negotiations, or changes in federal or state law.
- To act as liaison to the Finance Committee, provide information and analysis as requested, and assist with coordination of all committee meetings.
- To assist the Finance Committee in the development of the annual budget.
- To continue to integrate DHS – Finance and DPW – Finance into one centralized financial services division.

FINANCE AND ADMINISTRATION

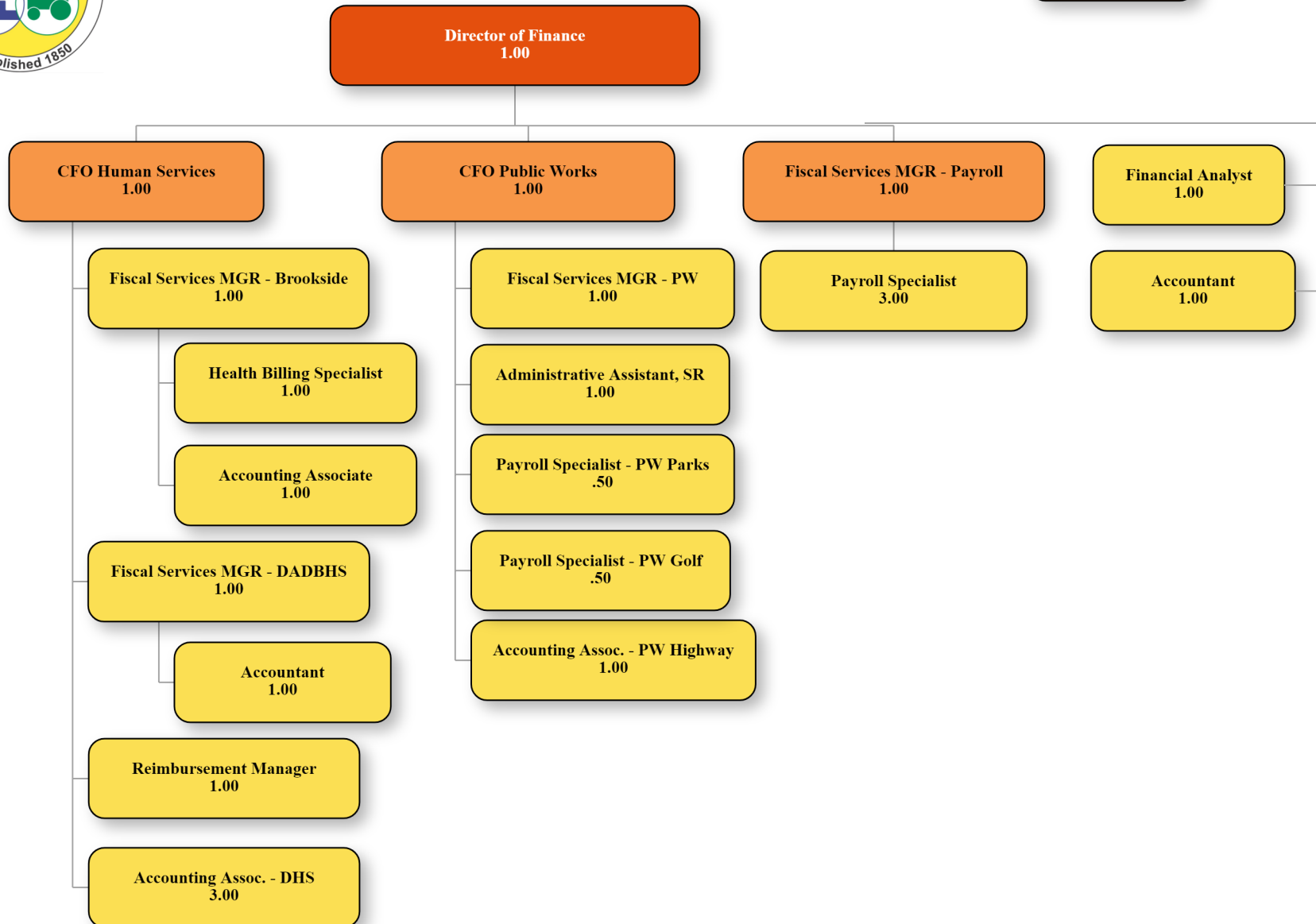
DIVISION	POSITION TITLE	CLASS TYPE	2019	2020	2021	2022	2023
<i>ADMINISTRATIVE</i>							
	CFO - FINANCE & ADMINISTRATION	E16	1.00	1.00	1.00	1.00	0.00
	DIRECTOR, FINANCE	E15	1.00	1.00	1.00	1.00	1.00
	FINANCIAL ANALYST	E9	1.00	1.00	1.00	0.00	1.00
	FISCAL SERVICES MANAGER - PAYROLL	E7	1.00	1.00	1.00	1.00	1.00
	ACCOUNTANT	NE8	1.00	1.00	1.00	1.00	1.00
	PAYROLL SPECIALIST	NE7	3.00	3.00	3.00	3.00	3.00
AREA TOTAL			8.00	8.00	8.00	7.00	7.00
<i>DFA/DPW</i>							
	CFO - PUBLIC WORKS	E12	0.00	0.00	0.00	0.00	1.00
	FINANCIAL ANALYST	E9	0.00	0.00	0.00	1.00	0.00
	FISCAL SERVICES MANAGER - DPW	E7	1.00	1.00	1.00	1.00	1.00
	ACCOUNTING ASSOCIATE	NE4	1.00	1.00	1.00	1.00	1.00
	ADMINISTRATIVE ASSISTANT, SR	NE4	1.00	1.00	1.00	1.00	1.00
	PARKS - PAYROLL SPECIALIST	NE7	0.50	0.50	0.50	0.50	0.50
	GOLF - PAYROLL SPECIALIST	NE7	0.50	0.50	0.50	0.50	0.50
AREA TOTAL			4.00	4.00	4.00	5.00	5.00
<i>DFA/ DHS</i>							
	CFO - HUMAN SERVICES	E12	1.00	1.00	1.00	1.00	1.00
	REIMBURSEMENT MANAGER - DHS	E8	0.00	0.00	0.00	0.00	1.00
	ACCOUNTING ASSOCIATE - DHS	NE4	3.00	3.00	3.00	3.00	3.00
	FISCAL SERVICES MANAGER - BROOKSIDE	E7	1.00	1.00	1.00	1.00	1.00
	ACCOUNTING ASSOCIATE - BROOKSIDE	NE4	1.00	1.00	1.00	1.00	1.00
	HEALTH BILLING SPEC. - BROOKSIDE	NE3	1.00	1.00	1.00	1.00	1.00
	FISCAL SERVICES MANAGER - DADBHS	E7	1.00	1.00	1.00	1.00	1.00
	ACCOUNTANT - DADBHS	NE8	1.00	1.00	1.00	1.00	1.00
AREA TOTAL			9.00	9.00	9.00	9.00	10.00
DIVISION TOTAL			21.00	21.00	21.00	21.00	22.00

* Includes defunded positions. See Summary of Budgeted Personnel Changes.



County of Kenosha Department of Finance and Administration

Total FTE:
22.00



DEPT/DIV: FINANCE & ADMINISTRATION - FINANCE

	(1)	(2)	(3)	(4)	(5)	(6)
	2021	2022	2022 Budget	2022	2022	2023 Proposed
	Actual	Adopted	Adopted &	Actual	Projected	Operating and
		Budget	Modified 6/30	as of 6/30	at 12/31	Capital Budget
Personnel	651,114	719,898	719,898	316,143	719,898	750,450
Contractual	2,392,155	2,555,372	2,605,372	1,187,933	2,405,789	2,207,690
Supplies	8,697	23,900	23,900	16,332	23,650	23,850
Fixed Charges	7,323	9,352	9,352	9,352	9,352	10,486
Cost Allocation	(1,378,600)	(1,600,131)	(1,600,131)	(586,030)	(1,400,000)	(1,321,800)
Total Expenses for Reporting Unit	1,680,689	1,708,391	1,758,391	943,731	1,758,689	1,670,676
Total Revenue for Reporting Unit	0	0	(50,000)	0	0	0
Total Levy for Reporting Unit	1,680,689	1,708,391			1,758,689	1,670,676

DEPT/DIV: FINANCE & ADMINISTRATION - FINANCE
REPORTING UNIT: FINANCE
FUND: 100 DIVISION - SUBDIVISION #: 100-1010

		(1)	(2)	(3)	(4)	(5)	(6)
		2021	2022	2022 Budget	2022	2022	2023 Proposed
Account Description:	Account	Actual	Adopted Budget	Adopted & Modified 6/30	Actual as of 6/30	Projected at 12/31	Operating and Capital Budget
SALARIES	511100	385,993	427,585	427,585	175,948	427,585	450,903
SALARIES-OVERTIME	511200	4,203	5,000	5,000	3,489	5,000	5,000
FICA	515100	28,568	33,092	33,092	13,135	33,092	34,877
RETIREMENT	515200	26,316	28,118	28,118	11,625	28,118	31,000
MEDICAL INSURANCE	515400	132,534	137,800	137,800	52,540	137,800	139,160
LIFE INSURANCE	515500	1,268	1,322	1,322	674	1,322	1,330
WORKERS COMPENSATION	515600	1,595	1,498	1,498	1,498	1,498	1,738
INTERDEPT PERSONNEL CHARGES	519990	(9,286)	0	0	0	0	0
Appropriations Unit: Personnel		571,190	634,415	634,415	258,908	634,415	664,008
ACCOUNTING & AUDITING	521300	82,065	84,481	84,481	64,419	84,481	86,593
OTHER PROFESSIONAL SERVICES	521900	656,812	599,452	599,452	402,409	650,000	630,870
Appropriations Unit: Contractual		738,877	683,933	683,933	466,828	734,481	717,463
OFFICE SUPPLIES	531200	1,934	2,000	2,000	739	2,000	2,000
SUBSCRIPTIONS	532200	2,575	3,100	3,100	2,950	3,100	3,300
MILEAGE & TRAVEL	533900	327	1,000	1,000	0	750	750
STAFF DEVELOPMENT	543340	3,861	17,800	17,800	12,643	17,800	17,800
Appropriations Unit: Supplies		8,697	23,900	23,900	16,332	23,650	23,850
PUBLIC LIABILITY INSURANCE	551300	7,023	9,052	9,052	9,052	9,052	10,186
EMPLOYEE BONDING	552200	300	300	300	300	300	300
Appropriations Unit: Fixed Charges		7,323	9,352	9,352	9,352	9,352	10,486
Total Expense for Reporting Unit		1,326,087	1,351,600	1,351,600	751,421	1,401,898	1,415,807

REPORTING UNIT: FINANCE - PUBLIC WORKS
FUND: 100 DIVISION - SUBDIVISION #: 100-1020

		(1)	(2)	(3)	(4)	(5)	(6)
		2021	2022	2022 Budget	2022	2022	2023 Proposed
Account Description:	Account	Actual	Adopted Budget	Adopted & Modified 6/30	Actual as of 6/30	Projected at 12/31	Operating and Capital Budget
SALARIES	511100	232,624	279,502	279,502	126,690	279,502	315,349

SALARIES-OVERTIME	511200	2,079	500	500	238	500	500
FICA	515100	17,013	21,419	21,419	9,066	21,419	24,162
RETIREMENT	515200	15,795	18,200	18,200	8,174	18,200	21,478
MEDICAL INSURANCE	515400	98,800	112,360	112,360	56,180	112,360	128,450
LIFE INSURANCE	515500	856	878	878	383	878	740
INTERDEPT PERSONNEL CHARGES	519990	(287,244)	(347,376)	(347,376)	(143,496)	(347,376)	(404,237)
Appropriations Unit: Personnel		79,923	85,483	85,483	57,234	85,483	86,442
OTHER PROFESSIONAL SERVICES	521900	274,678	271,308	271,308	135,076	271,308	168,427
Appropriations Unit: Contractual		274,678	271,308	271,308	135,076	271,308	168,427
Total Expense for Reporting Unit		354,602	356,791	356,791	192,310	356,791	254,869

REPORTING UNIT:	FINANCE - HUMAN SERVICES
FUND: 100	DIVISION - SUBDIVISION #: 100-1025

		(1)	(2)	(3)	(4)	(5)	(6)
		2021	2022	2022 Budget	2022	2022	2023 Proposed
Account Description:	Account	Actual	Adopted Budget	Adopted & Modified 6/30	Actual as of 6/30	Projected at 12/31	Operating and Capital Budget
SALARIES	511100	455,155	486,886	486,886	211,099	486,886	622,897
SALARIES-OVERTIME	511200	3,121	0	0	777	777	0
FICA	515100	33,631	37,248	37,248	15,473	37,248	47,652
RETIREMENT	515200	30,891	31,648	31,648	13,772	31,648	42,357
MEDICAL INSURANCE	515400	161,927	173,840	173,840	70,777	173,840	196,980
LIFE INSURANCE	515500	1,337	1,370	1,370	755	1,370	1,256
INTERDEPT PERSONNEL CHARGES	519990	(686,063)	(730,992)	(730,992)	(312,652)	(731,769)	(911,142)
Appropriations Unit: Personnel		0	0	0	0	0	0
OTHER PROFESSIONAL SERVICES	521900	1,378,600	1,600,131	1,650,131	586,030	1,400,000	1,321,800
Appropriations Unit: Contractual		1,378,600	1,600,131	1,650,131	586,030	1,400,000	1,321,800
INTERDEPARTMENTAL CHARGES	591000	(1,378,600)	(1,600,131)	(1,600,131)	(586,030)	(1,400,000)	(1,321,800)
Appropriations Unit: Cost Allocation		(1,378,600)	(1,600,131)	(1,600,131)	(586,030)	(1,400,000)	(1,321,800)
Total Expense for Reporting Unit		0	0	50,000	0	0	0

REPORTING UNIT:	REVENUE: FINANCE - HUMAN SERVICES					
FUND: 100	DIVISION - SUBDIVISION #: 100-1025					

		(1)	(2)	(3)	(4)	(5)	(6)
		2021	2022	2022 Budget	2022	2022	2023 Proposed
Account Description:	Account	Actual	Adopted Budget	Adopted & Modified 6/30	Actual as of 6/30	Projected at 12/31	Operating and Capital Budget
CARRYOVER	449980	0	0	50,000	0	0	0
Appropriations Unit:	Revenue	0	0	50,000	0	0	0
Total Funding for Reporting Unit		0	0	50,000	0	0	0

Total Expenses for Reporting Unit	1,680,689	1,708,391	1,758,391	943,731	1,758,689	1,670,676
Total Revenue for Reporting Unit	0	0	(50,000)	0	0	0
Total Levy for Reporting Unit	1,680,689	1,708,391			1,758,689	1,670,676

This page left blank intentionally

DIVISION OF PURCHASING SERVICES

MISSION STATEMENT

The Purchasing Division is an administrative support service for the County of Kenosha with centralized responsibility for oversight of solicitation, vendor selection, negotiation, award, contract management, reporting and disposal of surplus property for the benefit of Kenosha County departments and divisions.

Obtaining the proper product at the right price, in the right quantity and quality, from the right source, on time, and in compliance with all legal requirements, administrative policies, and ethical practices is our daily challenge.

The Purchasing Division is committed to providing professional and efficient procurement services for all Kenosha County departments and divisions by maintaining procedures which:

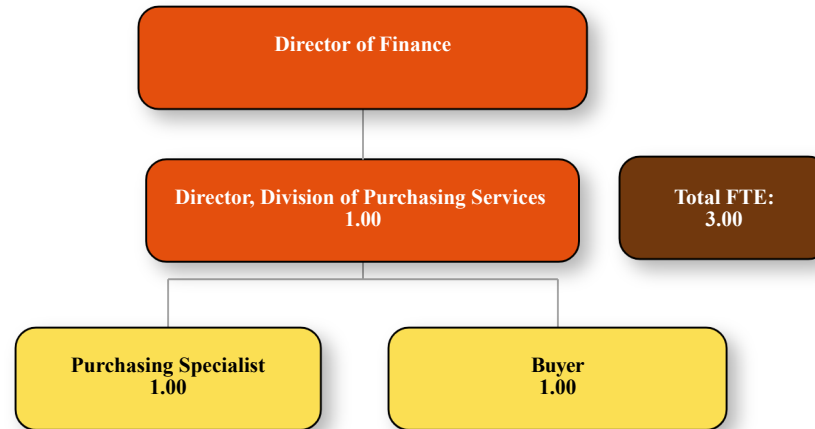
- Foster fair and open competition among potential suppliers and contractors;
- Promote broad participation and competition among potential suppliers and contractors;
- Ensure that all vendors and contractors are qualified with the appropriate legal authority to do business in Wisconsin, with a satisfactory record of integrity, and the appropriate financial, organizational and operational capacity and controls to perform on County contracts;
- Provide procurement ordinance guidance and training to our client agencies;
- are in strict compliance with all Federal, State and local laws that govern expenditure of public funds;
- Inspire public confidence that all contracts are awarded equitably and economically;
- Keep staff current on developments in the field of purchasing, market conditions, and changing procurement regulations;
- Provide the greatest possible value and quality in the products and services we purchase, at the lowest possible price, with timely delivery and in compliance with all specifications and terms.

PURCHASING SERVICES

DIVISION	POSITION TITLE	CLASS TYPE	2019	2020	2021	2022	2023
	DIRECTOR, PURCHASING PURCHASING SPECIALIST BUYER	E11	1.00	1.00	1.00	1.00	1.00
		E3	1.00	1.00	1.00	1.00	1.00
		NE5	1.00	1.00	1.00	1.00	1.00
DIVISION TOTAL			3.00	3.00	3.00	3.00	3.00



County of Kenosha Division of Purchasing Services



DEPT/DIV: FINANCE & ADMINISTRATION - PURCHASING SERVICES

	(1)	(2)	(3)	(4)	(5)	(6)
	2021	2022	2022 Budget	2022	2022	2023 Proposed
	Actual	Adopted	Adopted &	Actual	Projected	Operating and
		Budget	Modified 6/30	as of 6/30	at 12/31	Capital Budget
Personnel	307,372	297,168	297,168	137,063	297,168	307,828
Contractual	7,146	7,500	7,500	3,150	7,500	7,500
Supplies	4,443	10,225	10,225	1,841	8,869	10,225
Fixed Charges	5,331	6,873	6,873	6,873	6,873	7,734
Total Expenses for Reporting Unit	324,292	321,766	321,766	148,927	320,410	333,287
Total Revenue for Reporting Unit	(63,890)	(80,000)	(80,000)	(30,355)	(90,000)	(90,000)
Total Levy for Reporting Unit	260,402	241,766			230,410	243,287

DEPT/DIV: FINANCE & ADMINISTRATION - PURCHASING SERVICES

REPORTING UNIT: PURCHASING SERVICES

FUND: 100 DIVISION - SUBDIVISION #: 120-1200

		(1)	(2)	(3)	(4)	(5)	(6)
		2021	2022	2022 Budget	2022	2022	2023 Proposed
Account Description:	Account	Actual	Adopted Budget	Adopted & Modified 6/30	Actual as of 6/30	Projected at 12/31	Operating and Capital Budget
SALARIES	511100	217,361	215,176	215,176	97,883	215,176	223,454
SALARIES-OVERTIME	511200	396	0	0	0	0	0
FICA	515100	15,618	16,461	16,461	6,843	16,461	17,094
RETIREMENT	515200	14,499	13,986	13,986	6,362	13,986	15,195
MEDICAL INSURANCE	515400	60,545	50,880	50,880	25,440	50,880	51,380
LIFE INSURANCE	515500	484	295	295	165	295	329
WORKERS COMPENSATION	515600	391	370	370	370	370	376
INTERDEPT PERSONNEL CHARGES	519990	(1,921)	0	0	0	0	0
Appropriations Unit: Personnel		307,372	297,168	297,168	137,063	297,168	307,828
DATA PROCESSING COSTS	521400	846	0	0	0	0	0
OTHER PROFESSIONAL SERVICES	521900	6,300	7,500	7,500	3,150	7,500	7,500
Appropriations Unit: Contractual		7,146	7,500	7,500	3,150	7,500	7,500
FURN/FIXTURE>\$100<\$5000	530010	0	400	400	0	400	400
OFFICE SUPPLIES	531200	964	1,300	1,300	687	1,362	1,300
PRINTING/DUPPLICATION	531300	0	225	225	0	225	225
SUBSCRIPTIONS	532200	1,950	800	800	0	800	800
ADVERTISING	532600	817	1,000	1,000	472	1,000	1,000
MILEAGE & TRAVEL	533900	0	0	0	82	82	0
STAFF DEVELOPMENT	543340	712	6,500	6,500	599	5,000	6,500
Appropriations Unit: Supplies		4,443	10,225	10,225	1,841	8,869	10,225
PUBLIC LIABILITY INSURANCE	551300	5,331	6,873	6,873	6,873	6,873	7,734
Appropriations Unit: Fixed Charges		5,331	6,873	6,873	6,873	6,873	7,734
Total Expense for Reporting Unit		324,292	321,766	321,766	148,927	320,410	333,287

REPORTING UNIT:	REVENUE: PURCHASING SERVICES
FUND: 100	DIVISION - SUBDIVISION #: 120-1200

Account Description:	Account	(1) 2021 Actual	(2) 2022 Adopted Budget	(3) 2022 Budget Adopted & Modified 6/30	(4) 2022 Actual as of 6/30	(5) 2022 Projected at 12/31	(6) 2023 Proposed Operating and Capital Budget
PURCHASING CARD REBATE	446630	63,890	80,000	80,000	30,355	90,000	90,000
Appropriations Unit: Revenue		63,890	80,000	80,000	30,355	90,000	90,000
Total Funding for Reporting Unit		63,890	80,000	80,000	30,355	90,000	90,000

Total Expenses for Reporting Unit	324,292	321,766	321,766	148,927	320,410	333,287
Total Revenue for Reporting Unit	(63,890)	(80,000)	(80,000)	(30,355)	(90,000)	(90,000)
Total Levy for Reporting Unit	260,402	241,766			230,410	243,287

COUNTY CLERK

MISSION STATEMENT

It is the mission of the Kenosha County Clerk's office to maintain a level of excellence in customer service and to continue to make improvements and minimize expenses. To maintain official records for many county activities and meetings including the County Board of Supervisors and their committees.

To continue to serve the electoral community with integrity and secured elections yet maintain a level of high quality but cost effective election machinery and ballots.

The Clerk's office is also the local outlet for several state functions such as marriage licenses and dog licensing.

At the Federal level the County Clerk's office is an Acceptance Agency for Passport applications.

GOALS AND OBJECTIVES

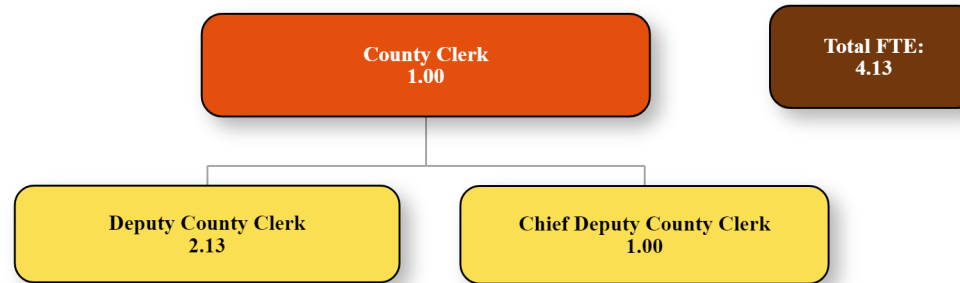
- Continue to conduct all federal, state, and countywide elections in a secure and efficient manner.
- Continue to stay up-to-date on the laws and procedures for administering elections in Wisconsin
- Continue to provide quality services and excellent customer service to the public.
- Continue to serve the County Board of Supervisors.
- Continue to have auctions of tax dedeed properties and return them to the tax rolls.

COUNTY CLERK

DIVISION	POSITION TITLE	CLASS TYPE	2019	2020	2021	2022	2023
	COUNTY CLERK	ELECTED	1.00	1.00	1.00	1.00	1.00
	CHIEF DEPUTY COUNTY CLERK	NE8	1.00	1.00	1.00	1.00	1.00
	DEPUTY COUNTY CLERK	NE7	1.50	1.63	1.63	1.63	2.13
DIVISION TOTAL			3.50	3.63	3.63	3.63	4.13



County of Kenosha County Clerk



DEPT/DIV: ELECTED OFFICES - COUNTY CLERK'S OFFICE

	(1)	(2)	(3)	(4)	(5)	(6)
	2021	2022	2022 Budget	2022	2022	2023 Proposed
	Actual	Adopted	Adopted &	Actual	Projected	Operating and
		Budget	Modified 6/30	as of 6/30	at 12/31	Capital Budget
Personnel	279,122	302,806	302,806	133,894	303,943	333,447
Supplies	29,607	113,000	113,000	43,579	113,000	40,000
Fixed Charges	3,385	4,277	4,277	4,277	4,277	4,775
Total Expenses for Reporting Unit	312,115	420,083	420,083	181,750	421,220	378,222
Total Revenue for Reporting Unit	(68,140)	(120,100)	(120,100)	(43,138)	(120,100)	(125,400)
Total Levy for Reporting Unit	243,975	299,983			301,120	252,822

DEPT/DIV: ELECTED OFFICES - COUNTY CLERK'S OFFICE

REPORTING UNIT: COUNTY CLERK'S OFFICE

FUND: 100 DIVISION - SUBDIVISION #: 150-1510

		(1)	(2)	(3)	(4)	(5)	(6)
		2021	2022	2022 Budget	2022	2022	2023 Proposed
Account Description:	Account	Actual	Adopted Budget	Adopted & Modified 6/30	Actual as of 6/30	Projected at 12/31	Operating and Capital Budget
SALARIES	511100	198,045	228,985	228,985	101,862	228,985	254,506
SALARIES-OVERTIME	511200	1,327	3,000	3,000	131	3,000	3,000
SALARIES-TEMPORARY	511500	6,687	0	0	503	503	0
PER DIEM-CANVAS BOARD	514300	400	1,200	1,200	1,200	1,800	1,200
FICA	515100	15,321	17,840	17,840	7,698	17,840	19,791
RETIREMENT	515200	13,415	15,079	15,079	6,630	15,079	17,510
MEDICAL INSURANCE	515400	43,074	36,040	36,040	15,174	36,040	36,400
LIFE INSURANCE	515500	464	293	293	327	327	654
WORKERS COMPENSATION	515600	390	369	369	369	369	386
Appropriations Unit: Personnel		279,122	302,806	302,806	133,894	303,943	333,447
MACHY/EQUIP>\$100<\$5000	530050	567	300	300	0	300	300
OFFICE SUPPLIES	531200	839	1,200	1,200	782	1,200	1,200
PRINTING/DUPLICATION	531300	358	1,500	1,500	290	1,500	1,500
ELECTION SUPPLIES	531500	18,095	90,000	90,000	32,341	90,000	17,000
PUBLICATION/NOTICES	532100	8,814	16,000	16,000	9,141	16,000	16,000
OTHER PUBLICATIONS	532900	188	500	500	0	500	500
MILEAGE & TRAVEL	533900	480	1,000	1,000	16	1,000	1,000
STAFF DEVELOPMENT	543340	267	2,500	2,500	1,008	2,500	2,500
Appropriations Unit: Supplies		29,607	113,000	113,000	43,579	113,000	40,000
PUBLIC LIABILITY INSURANCE	551300	3,085	3,977	3,977	3,977	3,977	4,475
SECURITIES BONDING	552300	300	300	300	300	300	300
Appropriations Unit: Fixed Charges		3,385	4,277	4,277	4,277	4,277	4,775
Total Expense for Reporting Unit		312,115	420,083	420,083	181,750	421,220	378,222

REPORTING UNIT:	REVENUE: COUNTY CLERK'S OFFICE
FUND: 100	DIVISION - SUBDIVISION #: 150-1510

		(1)	(2)	(3)	(4)	(5)	(6)
		2021	2022	2022 Budget	2022	2022	2023 Proposed
Account Description:	Account	Actual	Adopted Budget	Adopted & Modified 6/30	Actual as of 6/30	Projected at 12/31	Operating and Capital Budget
DANCE HALL & CABARET LICENSE	444010	1,850	2,500	2,500	250	2,000	2,000
MARRIAGE LICENSE WAIVER	444030	1,250	7,000	7,000	375	500	800
MARRIAGE LICENSES	444200	47,630	45,000	45,000	19,759	52,000	57,000
COUNTY CLERK FEES	445500	265	600	600	147	600	600
PASSPORT FEES	445505	17,145	65,000	65,000	22,607	65,000	65,000
Appropriations Unit: Revenue		68,140	120,100	120,100	43,138	120,100	125,400
Total Funding for Reporting Unit		68,140	120,100	120,100	43,138	120,100	125,400

Total Expenses for Reporting Unit	312,115	420,083	420,083	181,750	421,220	378,222
Total Revenue for Reporting Unit	(68,140)	(120,100)	(120,100)	(43,138)	(120,100)	(125,400)
Total Levy for Reporting Unit	243,975	299,983			301,120	252,822

TREASURER'S OFFICE

ACTIVITIES

The County Treasurer is responsible for receipting and disbursing all county funds and recording all transactions in a timely manner. The treasurer provides banking services and maintains banking accounts while accepting funds from all departments within the county and from the public. All funds are accounted for on a daily basis and a monthly proof of cash is done to confirm the accuracy of consolidated accounting procedures.

The Treasurer administers all property tax laws, collects property taxes and completes the annual tax settlement with each of the county's municipalities and with the State of Wisconsin Department of Revenue. State Statutes assign the Treasurer the responsibility of administering many statewide programs such as The Lottery and Gaming Credit, Unclaimed Funds, and the Tax Deed or In Rem processes used to take ownership of severely tax delinquent properties on behalf of the county.

Investing all available county funds is another responsibility of the Treasurer. This involves, selecting investments that maintain the security of county funds while achieving maximum returns within guidelines set by the County Board, State Statutes, and the County's investment policy.

GOALS AND OBJECTIVES

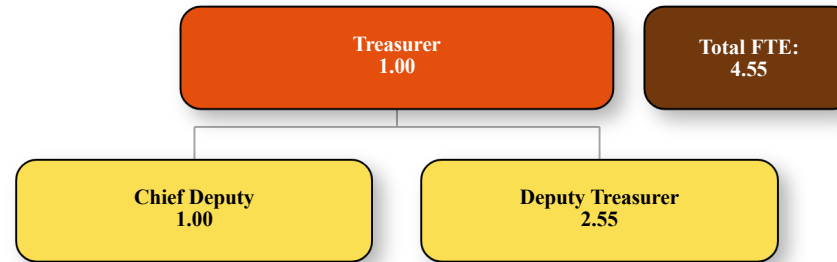
- Continue the process to improve and refine the office's computer functions
- Constantly study and monitor county investments and banking functions to achieve maximum efficiency and return
- Look at ways to provide an even higher level of customer service to the citizens of Kenosha County
- Make preservation of principal the top priority when selecting investments for county funds.
- Work with state Legislators on tax-related issues to assure resolutions in the best interest of Kenosha County.
- Work with the Wisconsin Department of Revenue to assure implementation of the most effective and efficient methods of administering state-prescribed programs.
- Improve office functions to provide excellence in customer service to both internal and external customers.

TREASURER

DIVISION	POSITION TITLE	CLASS TYPE	2019	2020	2021	2022	2023
	COUNTY TREASURER	ELECTED	1.00	1.00	1.00	1.00	1.00
	CHIEF DEPUTY TREASURER	NE8	1.00	1.00	1.00	1.00	1.00
	DEPUTY TREASURER	NE7	2.55	2.55	2.55	2.55	2.55
DIVISION TOTAL			4.55	4.55	4.55	4.55	4.55



County of Kenosha Treasurer



DEPT/DIV: ELECTED OFFICES - TREASURER'S OFFICE

	(1) 2021 Actual	(2) 2022 Adopted Budget	(3) 2022 Budget Adopted & Modified 6/30	(4) 2022 Actual as of 6/30	(5) 2022 Projected at 12/31	(6) Executive Proposed Budget	(7) Finance and Admin Comm Adj.	(8) 2023 Proposed Operating and Capital Budget
Personnel	383,414	392,682	392,682	188,160	392,682	410,626	0	410,626
Contractual	3,600	3,600	3,600	0	3,600	3,600	0	3,600
Supplies	2,269	9,600	9,600	2,269	9,600	14,300	0	14,300
Fixed Charges	5,462	8,646	8,646	7,285	8,646	9,053	0	9,053
Total Expenses for Reporting Unit	394,745	414,528	414,528	197,715	414,528	437,579	0	437,579
Total Revenue for Reporting Unit	(1,087,421)	(1,628,050)	(1,628,050)	79,608	(1,400,050)	(1,475,050)	(50,000)	(1,525,050)
Total Levy for Reporting Unit	(692,676)	(1,213,522)	(1,213,522)	277,323	(985,522)	(1,037,471)	(50,000)	(1,087,471)

DEPT/DIV: ELECTED OFFICES - TREASURER'S OFFICE
REPORTING UNIT: TREASURER'S OFFICE
FUND: 100 DIVISION - SUBDIVISION #: 160-1610

		(1)	(2)	(3)	(4)	(5)	(6)	(7)	(8)
		2021	2022	2022 Budget	2022	2022	Executive	Finance and	2023 Proposed
		Actual	Adopted	Adopted &	Actual	Projected	Proposed	Admin Comm	Operating and
Account Description:	Account		Budget	Modified 6/30	as of 6/30	at 12/31	Budget	Adj.	Capital Budget
SALARIES	511100	269,975	279,324	279,324	127,538	279,324	288,828	0	288,828
SALARIES-OVERTIME	511200	16,383	15,000	15,000	12,440	15,000	20,000	0	20,000
FICA	515100	21,258	22,517	22,517	10,338	22,517	23,626	0	23,626
RETIREMENT	515200	17,525	17,358	17,358	8,326	17,358	19,065	0	19,065
MEDICAL INSURANCE	515400	57,033	57,240	57,240	28,620	57,240	57,820	0	57,820
LIFE INSURANCE	515500	694	728	728	384	728	767	0	767
WORKERS COMPENSATION	515600	545	515	515	515	515	520	0	520
Appropriations Unit: Personnel		383,414	392,682	392,682	188,160	392,682	410,626	0	410,626
MISC CONTRACTUAL SERVICES	529900	3,600	3,600	3,600	0	3,600	3,600	0	3,600
Appropriations Unit: Contractual		3,600	3,600	3,600	0	3,600	3,600	0	3,600
FURN/FIXTURE>\$100<\$5000	530010	255	600	600	0	600	600	0	600
OFFICE SUPPLIES	531200	(76)	1,700	1,700	889	1,700	1,700	0	1,700
PRINTING/DUPPLICATION	531300	1,804	4,250	4,250	100	4,250	8,500	0	8,500
MILEAGE & TRAVEL	533900	0	1,250	1,250	408	1,250	1,500	0	1,500
STAFF DEVELOPMENT	543340	285	1,800	1,800	873	1,800	2,000	0	2,000
Appropriations Unit: Supplies		2,269	9,600	9,600	2,269	9,600	14,300	0	14,300
PUBLIC LIABILITY INSURANCE	551300	2,521	3,251	3,251	3,251	3,251	3,658	0	3,658
SECURITIES BONDING	552300	2,395	2,395	2,395	2,395	2,395	2,395	0	2,395
TAXES	559100	546	3,000	3,000	1,639	3,000	3,000	0	3,000
Appropriations Unit: Fixed Charges		5,462	8,646	8,646	7,285	8,646	9,053	0	9,053
Total Expense for Reporting Unit		394,745	414,528	414,528	197,715	414,528	437,579	0	437,579

REPORTING UNIT: REVENUE: TREASURER'S OFFICE
FUND: 100 DIVISION - SUBDIVISION #: 160-1610

		(1)	(2)	(3)	(4)	(5)	(6)	(7)	(8)
		2021	2022	2022 Budget	2022	2022	Executive	Finance and	2023 Proposed
		Actual	Adopted	Adopted &	Actual	Projected	Proposed	Admin Comm	Operating and
Account Description:	Account		Budget	Modified 6/30	as of 6/30	at 12/31	Budget	Adj.	Capital Budget

FOREST CROP	441140	7,401	8,000	8,000	985	5,000	5,000	0	5,000
UNCLAIMED FUNDS-STATE	441600	413	0	0	0	0	0	0	0
PENALTY ON DELINQUENT TAX	441980	443,572	450,000	450,000	171,678	400,000	400,000	0	400,000
INTEREST ON TAXES	441990	805,407	800,000	800,000	311,163	750,000	750,000	0	750,000
COUNTY TREASURER FEE	445520	96	50	50	36	50	50	0	50
AG USE-VALUE PENALTY	445680	21,893	45,000	45,000	33,423	45,000	45,000	0	45,000
GENERAL FUND INTEREST	448110	(191,361)	325,000	325,000	(596,892)	200,000	275,000	50,000	325,000
Appropriations Unit: Revenue		1,087,421	1,628,050	1,628,050	(79,608)	1,400,050	1,475,050	50,000	1,525,050
Total Funding for Reporting Unit		1,087,421	1,628,050	1,628,050	(79,608)	1,400,050	1,475,050	50,000	1,525,050

Total Expenses for Reporting Unit	394,745	414,528	414,528	197,715	414,528	437,579	0	437,579
Total Revenue for Reporting Unit	(1,087,421)	(1,628,050)	(1,628,050)	79,608	(1,400,050)	(1,475,050)	(50,000)	(1,525,050)
Total Levy for Reporting Unit		(1,213,522)			(985,522)	(1,037,471)	(50,000)	(1,087,471)

REGISTER OF DEEDS OFFICE

MISSION STATEMENT

The mission of the Register of Deeds office is to maintain a perpetual, comprehensive set of public records consisting of all documents appropriately presented for recording or filing, in accordance with the law. And to provide timely, secure, accurate, accessible and cost-effective record systems and services which are delivered in a prompt and courteous manner.

The Register of Deeds provides online access to all digitized public records on a monthly or per use fee basis. This is a convenience for the public and the professional real estate community which enjoys the ability to access our records on a 24/7 basis.


PROGRAM DESCRIPTION

The Register of Deeds fulfills its mission by performing necessary duties as required by law:

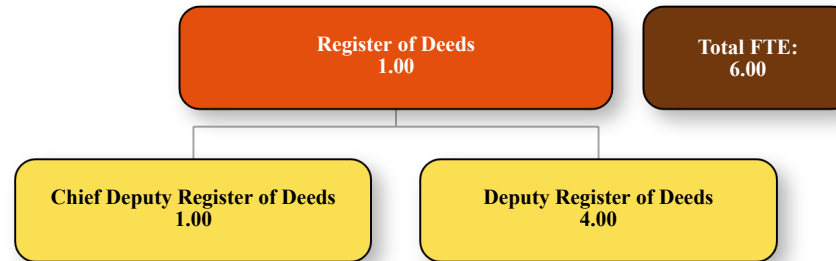
- Record and file all documents authorized by law to be recorded in the office of the Register of Deeds. This includes but is not limited to: all documents that affect ownership of real estate, articles of incorporation, change of names, power of attorney, federal tax liens, plats, certified survey maps and other miscellaneous instruments.
- Carefully index and image for safe storage, recorded documents received both manually and electronically and provide public access to said indexes and images.
- Register and index all Marriages, Deaths and Domestic Partnerships occurring in the county. Issue certified copies of all vital records including Birth Certificates to persons entitled to receive the same.

REGISTER OF DEEDS

DIVISION	POSITION TITLE	CLASS TYPE	2019	2020	2021	2022	2023
	REGISTER OF DEEDS	ELECTED	1.00	1.00	1.00	1.00	1.00
	CHIEF DEPUTY REGISTER OF DEEDS	NE7/NE8	1.00	1.00	1.00	1.00	1.00
	DEPUTY REGISTER OF DEEDS	NE6/NE7	4.00	4.00	4.00	4.00	4.00
DIVISION TOTAL			6.00	6.00	6.00	6.00	6.00



County of Kenosha Register of Deeds



DEPT/DIV: ELECTED OFFICES - REGISTER OF DEEDS OFFICE

	(1)	(2)	(3)	(4)	(5)	(6)
	2021	2022	2022 Budget	2022	2022	2023 Proposed
	Actual	Adopted	Adopted &	Actual	Projected	Operating and
		Budget	Modified 6/30	as of 6/30	at 12/31	Capital Budget
Personnel	520,271	534,715	534,715	246,334	511,663	537,103
Contractual	0	5,000	45,164	0	0	0
Supplies	5,791	7,900	7,900	4,064	7,900	8,500
Fixed Charges	2,257	2,823	2,823	2,823	2,823	3,139
Grants/Contributions	0	0	0	376	376	0
Total Expenses for Reporting Unit	528,319	550,438	590,602	253,597	522,762	548,742
Total Revenue for Reporting Unit	(1,774,040)	(1,655,000)	(1,695,164)	(768,416)	(1,674,979)	(1,771,000)
Total Levy for Reporting Unit	(1,245,721)	(1,104,562)			(1,152,217)	(1,222,258)

DEPT/DIV: ELECTED OFFICES - REGISTER OF DEEDS OFFICE
REPORTING UNIT: REGISTER OF DEEDS OFFICE
FUND: 100 DIVISION - SUBDIVISION #: 170-1710

		(1)	(2)	(3)	(4)	(5)	(6)
		2021	2022	2022 Budget	2022	2022	2023 Proposed
Account Description:	Account	Actual	Adopted Budget	Adopted & Modified 6/30	Actual as of 6/30	Projected at 12/31	Operating and Capital Budget
SALARIES	511100	344,414	366,762	366,762	171,855	343,710	380,080
SALARIES-OVERTIME	511200	2,336	1,000	1,000	31	1,000	1,000
SALARIES-TEMPORARY	511500	10,098	0	0	0	0	0
FICA	515100	25,151	28,134	28,134	12,668	28,134	29,154
RETIREMENT	515200	23,332	23,904	23,904	11,173	23,904	25,912
MEDICAL INSURANCE	515400	112,359	112,360	112,360	48,760	112,360	98,490
LIFE INSURANCE	515500	1,428	1,463	1,463	755	1,463	1,509
WORKERS COMPENSATION	515600	1,155	1,092	1,092	1,092	1,092	958
Appropriations Unit: Personnel		520,271	534,715	534,715	246,334	511,663	537,103
OFFICE SUPPLIES	531200	2,040	2,500	2,500	726	2,500	2,500
PRINTING/DUPLICATION	531300	2,310	2,500	2,500	1,713	2,500	2,500
MILEAGE & TRAVEL	533900	947	1,700	1,700	1,211	1,700	2,000
STAFF DEVELOPMENT	543340	495	1,200	1,200	415	1,200	1,500
Appropriations Unit: Supplies		5,791	7,900	7,900	4,064	7,900	8,500
PUBLIC LIABILITY INSURANCE	551300	1,957	2,523	2,523	2,523	2,523	2,839
SECURITIES BONDING	552300	300	300	300	300	300	300
Appropriations Unit: Fixed Charges		2,257	2,823	2,823	2,823	2,823	3,139
MISCELLANEOUS EXPENSE	575070	0	0	0	376	376	0
Appropriations Unit: Grants/Conrit		0	0	0	376	376	0
Total Expense for Reporting Unit		528,319	545,438	545,438	253,597	522,762	548,742

REPORTING UNIT: REGISTER OF DEEDS OFFICE - RECORDS
FUND: 100 DIVISION - SUBDIVISION #: 170-1730

		(1)	(2)	(3)	(4)	(5)	(6)
		2021	2022	2022 Budget	2022	2022	2023 Proposed
Account Description:	Account	Actual	Adopted Budget	Adopted & Modified 6/30	Actual as of 6/30	Projected at 12/31	Operating and Capital Budget
RECORDS PRESERVATION	525570	0	5,000	45,164	0	0	0

Appropriations Unit:	Contractual	0	5,000	45,164	0	0	0
Total Expense for Reporting Unit		0	5,000	45,164	0	0	0

REPORTING UNIT:	REVENUE: REGISTER OF DEEDS OFFICE
FUND: 100	DIVISION - SUBDIVISION #: 170-1710

		(1)	(2)	(3)	(4)	(5)	(6)
		2021	2022	2022 Budget	2022	2022	2023 Proposed
Account Description:	Account	Actual	Adopted	Adopted &	Actual	Projected	Operating and
			Budget	Modified 6/30	as of 6/30	at 12/31	Capital Budget
FEES/TRANSFER TAX	441910	963,318	836,000	836,000	418,063	900,929	971,000
REGISTER OF DEEDS FEES	445540	808,497	814,000	814,000	348,908	769,050	795,000
Appropriations Unit: Revenue		1,771,815	1,650,000	1,650,000	766,971	1,669,979	1,766,000
Total Funding for Reporting Unit		1,771,815	1,650,000	1,650,000	766,971	1,669,979	1,766,000

REPORTING UNIT:	REVENUE: REGISTER OF DEEDS OFFICE - RECORDS
FUND: 100	DIVISION - SUBDIVISION #: 170-1730

		(1)	(2)	(3)	(4)	(5)	(6)
		2021	2022	2022 Budget	2022	2022	2023 Proposed
Account Description:	Account	Actual	Adopted	Adopted &	Actual	Projected	Operating and
			Budget	Modified 6/30	as of 6/30	at 12/31	Capital Budget
SEARCH FEE	445490	2,225	5,000	5,000	1,445	5,000	5,000
CARRYOVER	449980	0	0	40,164	0	0	0
Appropriations Unit: Revenue		2,225	5,000	45,164	1,445	5,000	5,000
Total Funding for Reporting Unit		2,225	5,000	45,164	1,445	5,000	5,000

Total Expenses for Reporting Unit	528,319	550,438	590,602	253,597	522,762	548,742
Total Revenue for Reporting Unit	(1,774,040)	(1,655,000)	(1,695,164)	(768,416)	(1,674,979)	(1,771,000)
Total Levy for Reporting Unit	(1,245,721)	(1,104,562)			(1,152,217)	(1,222,258)

This page left blank intentionally

KCC ELECTED OFFICIALS SATELLITE OFFICE

ACTIVITIES

The county's elected officials have recognized a growing need for various services by Kenosha County residents living in the west half of Kenosha County due to rising population and the increased demands of modern society. We as elected officials worked collectively in the formation of a remote office conveniently located geographically while retaining the main departments at the county seat as required by state law. The Kenosha County Center building, located at Highways 45 & 50, has sufficient space to operate a remote site for the combined services of such elected officers with the modern technology existing to allow electronic transmission and communication between the remote site and the main offices. The growth and utilization has given those residents of the western portion of Kenosha County convenient, efficient services.

The elected officials also share staff assigned to this budget. The sharing of elected services staff allows elected offices to utilize staff to cover staffing fluctuation and allows for maximum coverage during high demand periods.

GOALS AND OBJECTIVES

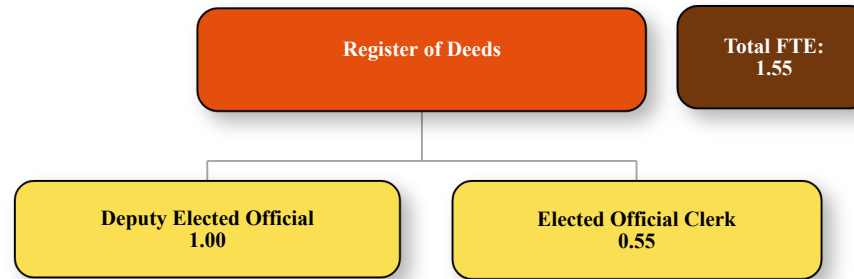
- To provide continuous, efficient and quality service to our public.
- To continually look for ways to expand services provided through technology
- To implement statutory changes for each of the elected offices and to update programs and procedures as necessary.

ELECTED SERVICES

DIVISION	POSITION TITLE	CLASS TYPE	2019	2020	2021	2022	2023
	DEPUTY ELECTED OFFICIALS	NE6	1.00	1.00	1.00	1.00	1.00
	ELECTED OFFICIAL CLERK	NE5	0.55	0.55	0.55	0.55	0.55
DIVISION TOTAL			1.55	1.55	1.55	1.55	1.55



County of Kenosha Elected Services



DEPT/DIV: ELECTED OFFICES - ELECTED SERVICES

	(1) 2021 Actual	(2) 2022 Adopted Budget	(3) 2022 Budget Adopted & Modified 6/30	(4) 2022 Actual as of 6/30	(5) 2022 Projected at 12/31	(6) 2023 Proposed Operating and Capital Budget
Personnel	115,293	118,774	118,774	54,540	118,774	122,941
Supplies	1,903	1,800	1,800	86	1,800	1,800
Fixed Charges	2,395	2,395	2,395	2,395	2,395	2,395
Total Expenses for Reporting Unit	119,591	122,969	122,969	57,021	122,969	127,136
Total Levy for Reporting Unit	119,591	122,969			122,969	127,136

DEPT/DIV: ELECTED OFFICES - ELECTED SERVICES

REPORTING UNIT: ELECTED SERVICES

FUND: 100 DIVISION - SUBDIVISION #: 180-1810

		(1)	(2)	(3)	(4)	(5)	(6)
		2021	2022	2022 Budget	2022	2022	2023 Proposed
Account Description:	Account	Actual	Adopted Budget	Adopted & Modified 6/30	Actual as of 6/30	Projected at 12/31	Operating and Capital Budget
SALARIES	511100	77,407	80,955	80,955	36,556	80,955	84,110
SALARIES-OVERTIME	511200	127	500	500	0	500	500
FICA	515100	5,646	6,231	6,231	2,558	6,231	6,472
RETIREMENT	515200	5,226	5,295	5,295	2,376	5,295	5,753
MEDICAL INSURANCE	515400	26,581	25,440	25,440	12,720	25,440	25,690
LIFE INSURANCE	515500	264	191	191	168	191	258
WORKERS COMPENSATION	515600	171	162	162	162	162	158
INTERDEPT PERSONNEL CHARGES	519990	(128)	0	0	0	0	0
Appropriations Unit: Personnel		115,293	118,774	118,774	54,540	118,774	122,941
FURN/FIXTURE>\$100<\$5000	530010	1,060	1,100	1,100	0	1,100	1,100
OFFICE SUPPLIES	531200	843	600	600	86	600	600
MILEAGE & TRAVEL	533900	0	100	100	0	100	100
Appropriations Unit: Supplies		1,903	1,800	1,800	86	1,800	1,800
SECURITIES BONDING	552300	2,395	2,395	2,395	2,395	2,395	2,395
Appropriations Unit: Fixed Charges		2,395	2,395	2,395	2,395	2,395	2,395
Total Expense for Reporting Unit		119,591	122,969	122,969	57,021	122,969	127,136

Total Expenses for Reporting Unit

119,591 122,969 122,969 57,021 122,969 127,136

Total Levy for Reporting Unit

119,591 122,969 122,969 57,021 122,969 127,136

This page left blank intentionally



COUNTY BOARD OF SUPERVISORS

MISSION STATEMENT

The County Board of Supervisors is the Legislative Branch of the County Government and operates under the powers granted by the State Legislature. Those powers are listed in chapter 59 of the State Statutes and include authority to establish the annual county budget and set the property tax rate for county purposes. The County Board creates county policy, approves expenditures and generally serves as the governing body of the County.

The Kenosha County Board of Supervisors Consists of 23 members and is a nonpartisan elected office. The County Board acts by resolutions or ordinances submitted by standing committees and occasionally by an individual supervisor. Those resolutions and ordinances are adopted by the standing committees at a regular or special committee meeting and then forwarded to the full County Board for consideration.

Matters brought directly to the Board are referred to the appropriate standing committee for review prior to Board action. The Board may form special committees from time to time for the purpose of reviewing specific matters.

The County Board meets on the first and third Tuesday of each month at 7:30PM in the County Board Chambers located on the 3rd floor of the Kenosha County Administration Building.

COUNTY BOARD

DIVISION	POSITION TITLE	CLASS TYPE	2019	2020	2021	2022	2023
----------	----------------	---------------	------	------	------	------	------

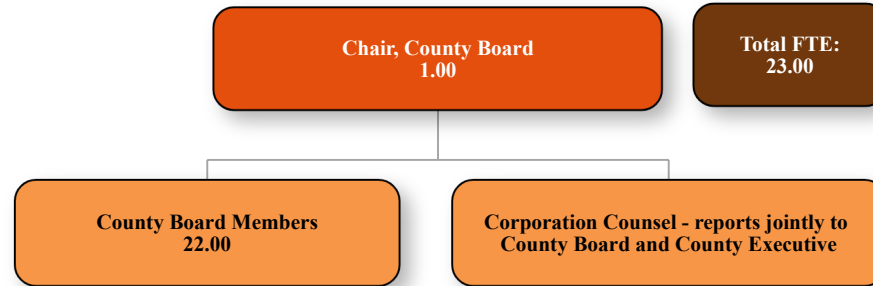
SUPERVISORS

ELECTED	23.00	23.00	23.00	23.00	23.00
---------	-------	-------	-------	-------	-------

DIVISION TOTAL		23.00	23.00	23.00	23.00	23.00
-----------------------	--	--------------	--------------	--------------	--------------	--------------



County of Kenosha County Board



DEPT/DIV: LEGISLATIVE - COUNTY BOARD

	(1)	(2)	(3)	(4)	(5)	(6)
	2021	2022	2022 Budget	2022	2022	2023 Proposed
	Actual	Adopted	Adopted &	Actual	Projected	Operating and
		Budget	Modified 6/30	as of 6/30	at 12/31	Capital Budget
Personnel	173,088	178,032	178,032	89,968	182,663	178,508
Supplies	41,025	55,700	55,700	32,917	56,012	56,012
Fixed Charges	5,959	7,683	7,683	7,683	7,683	8,646
Grants/Contributions	2,264	3,800	3,800	2,697	3,800	3,800
Total Expenses for Reporting Unit	222,336	245,215	245,215	133,265	250,158	246,966
Total Levy for Reporting Unit	222,336	245,215			250,158	246,966

DEPT/DIV: LEGISLATIVE - COUNTY BOARD

REPORTING UNIT: COUNTY BOARD

FUND: 100 DIVISION - SUBDIVISION #: 075-0750

		(1)	(2)	(3)	(4)	(5)	(6)
		2021	2022	2022 Budget	2022	2022	2023 Proposed
Account Description:	Account	Actual	Adopted Budget	Adopted & Modified 6/30	Actual as of 6/30	Projected at 12/31	Operating and Capital Budget
SALARIES	511100	155,783	156,624	156,624	77,755	156,624	156,624
OTHER PER DIEM	514900	1,700	5,000	5,000	0	5,000	5,000
FICA	515100	11,529	12,359	12,359	5,674	12,359	12,359
RETIREMENT	515200	3,551	3,392	3,392	6,115	8,023	3,996
LIFE INSURANCE	515500	197	347	347	113	347	211
WORKERS COMPENSATION	515600	328	310	310	310	310	318
Appropriations Unit: Personnel		173,088	178,032	178,032	89,968	182,663	178,508
OFFICE SUPPLIES	531200	1,182	1,500	1,500	455	1,500	1,500
PRINTING/DUPLICATION	531300	236	400	400	275	400	400
PUBLICATION/NOTICES	532100	1,028	1,800	1,800	145	1,800	1,800
MEMBERSHIP DUES	532400	24,812	25,000	25,000	25,312	25,312	25,312
OTHER PUBLICATIONS	532900	2,820	3,000	3,000	1,443	3,000	3,000
MILEAGE & TRAVEL	533900	5,317	10,000	10,000	2,708	10,000	10,000
STAFF DEVELOPMENT	543340	5,629	14,000	14,000	2,578	14,000	14,000
Appropriations Unit: Supplies		41,025	55,700	55,700	32,917	56,012	56,012
PUBLIC LIABILITY INSURANCE	551300	5,959	7,683	7,683	7,683	7,683	8,646
Appropriations Unit: Fixed Charges		5,959	7,683	7,683	7,683	7,683	8,646
CHAIRMAN'S PROMOTIONAL ACCOUNT	573490	2,264	3,800	3,800	2,697	3,800	3,800
Appropriations Unit: Grants/Contri		2,264	3,800	3,800	2,697	3,800	3,800
Total Expense for Reporting Unit		222,336	245,215	245,215	133,265	250,158	246,966

Total Expenses for Reporting Unit	222,336	245,215	245,215	133,265	250,158	246,966
Total Levy for Reporting Unit	222,336	245,215			250,158	246,966

COUNTY EXECUTIVE ACTIVITIES

The County Executive is the Chief Executive Officer of the county and operates under powers granted by state legislature and the state constitution. Those powers are listed in Chapter 59 of the state statutes and include the authority to “coordinate and direct by executive order” the administrative and management functions of the county government not expressly assigned to another elected officer of the county.

The County elects the Kenosha County Executive at large in the spring general election. The executive serves a four-year term.

The County Executive appoints and supervises county department heads that serve at the discretion of the Executive. The Executive also appoints the members to all the boards and commissions other than those who are elected. Those department heads and members of boards and commissions so appointed are subject to confirmation by the County Board.

The Executive prepares the annual county budget for submission to the County Board for its review and action. This budget presentation occurs in late September or early October of each year.

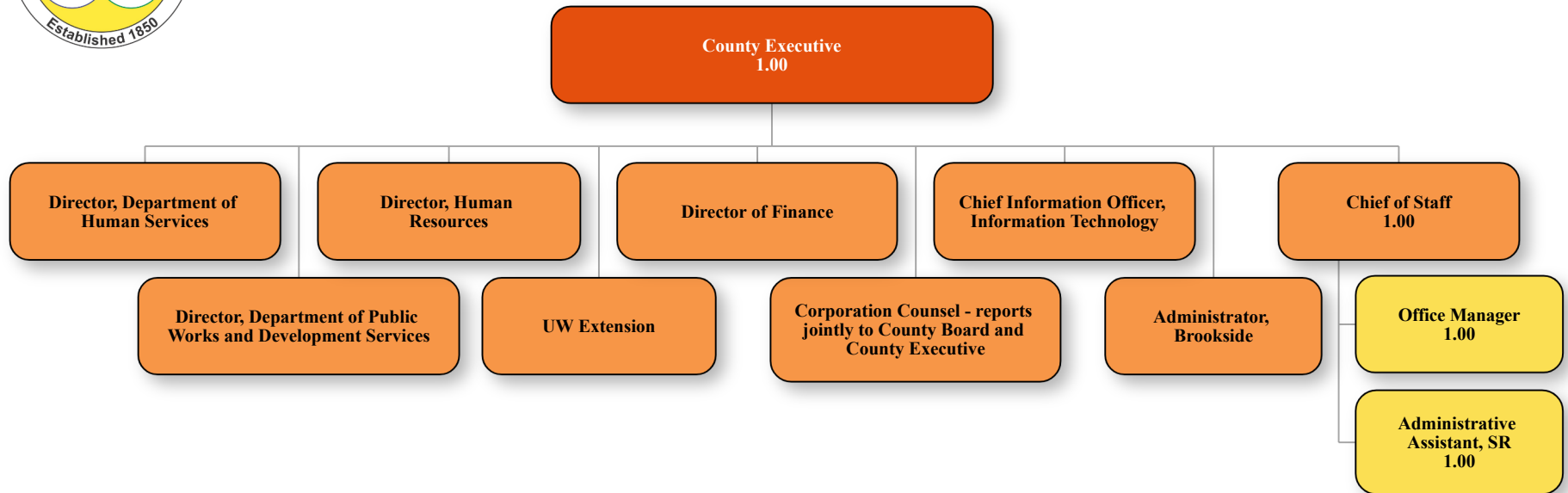
The Executive is required to provide an annual report to the Board outlining the state of the county. In addition, the Executive routinely submits other communications to the Board. The County Executive must either approve or veto any action taken by the County Board by ordinance or resolution. Those ordinances or resolutions are presented to the Executive who may either sign, veto or allow passage by not signing the ordinance or resolution. Any item that is vetoed must be returned to the County Board with a veto message. The County Board may override the veto with a 2/3 vote.

COUNTY EXECUTIVE

DIVISION	POSITION TITLE	CLASS TYPE	2019	2020	2021	2022	2023
	COUNTY EXECUTIVE	ELECTED	1.00	1.00	1.00	1.00	1.00
	CHIEF OF STAFF	E10	1.00	1.00	1.00	1.00	1.00
	OFFICE MANAGER	E4	1.00	1.00	1.00	1.00	1.00
	ADMINISTRATIVE ASSISTANT, SR	NE4	1.00	1.00	1.00	1.00	1.00
DIVISION TOTAL			4.00	4.00	4.00	4.00	4.00



County of Kenosha County Executive



DEPT/DIV: EXECUTIVE - OFFICE OF THE COUNTY EXECUTIVE

	(1)	(2)	(3)	(4)	(5)	(6)
	2021	2022	2022 Budget	2022	2022	2023 Proposed
	Actual	Adopted	Adopted &	Actual	Projected	Operating and
		Budget	Modified 6/30	as of 6/30	at 12/31	Capital Budget
Personnel	486,386	458,830	458,830	205,476	458,903	471,602
Contractual	122,552	150,000	150,000	71,515	150,000	145,000
Supplies	14,099	15,400	15,400	10,228	15,400	15,150
Fixed Charges	6,513	8,397	8,397	8,397	8,397	9,449
Grants/Contributions	46,675	19,100	19,100	19,375	19,375	18,500
Total Expenses for Reporting Unit	676,226	651,727	651,727	314,990	652,075	659,701
Total Revenue for Reporting Unit	0	(150,000)	(150,000)	0	(150,000)	(150,000)
Total Levy for Reporting Unit	676,226	501,727			502,075	509,701

DEPT/DIV: EXECUTIVE - OFFICE OF THE COUNTY EXECUTIVE

REPORTING UNIT: OFFICE OF THE COUNTY EXECUTIVE

FUND: 100 DIVISION - SUBDIVISION #: 010-0100

		(1)	(2)	(3)	(4)	(5)	(6)
		2021	2022	2022 Budget	2022	2022	2023 Proposed
Account Description:	Account	Actual	Adopted Budget	Adopted & Modified 6/30	Actual as of 6/30	Projected at 12/31	Operating and Capital Budget
SALARIES	511100	354,202	341,854	341,854	159,765	341,854	346,066
SALARIES-OVERTIME	511200	0	0	0	73	73	0
FICA	515100	26,308	26,152	26,152	11,947	26,152	26,474
RETIREMENT	515200	23,877	22,221	22,221	10,155	22,221	23,532
MEDICAL INSURANCE	515400	79,743	66,428	66,428	22,293	66,428	72,800
LIFE INSURANCE	515500	1,698	1,647	1,647	714	1,647	2,177
WORKERS COMPENSATION	515600	558	528	528	528	528	553
Appropriations Unit: Personnel		486,386	458,830	458,830	205,476	458,903	471,602
OTHER PROFESSIONAL SERVICES	521900	122,552	150,000	150,000	71,515	150,000	145,000
Appropriations Unit: Contractual		122,552	150,000	150,000	71,515	150,000	145,000
OFFICE SUPPLIES	531200	2,690	1,500	1,500	699	1,500	1,500
PRINTING/DUPPLICATION	531300	0	1,000	1,000	271	1,000	1,000
BOOKS & MANUALS	532300	660	900	900	374	900	900
MILEAGE & TRAVEL	533900	267	500	500	156	500	1,750
GAS/OIL/ETC.	535100	477	1,500	1,500	204	1,500	0
STAFF DEVELOPMENT	543340	10,006	10,000	10,000	8,524	10,000	10,000
Appropriations Unit: Supplies		14,099	15,400	15,400	10,228	15,400	15,150
PUBLIC LIABILITY INSURANCE	551300	6,513	8,397	8,397	8,397	8,397	9,449
Appropriations Unit: Fixed Charges		6,513	8,397	8,397	8,397	8,397	9,449
COMMUNITY OUTREACH/PROMOTION	574320	46,675	19,100	19,100	19,375	19,375	18,500
Appropriations Unit: Grants/Contri		46,675	19,100	19,100	19,375	19,375	18,500
Total Expense for Reporting Unit		676,226	651,727	651,727	314,990	652,075	659,701

REPORTING UNIT:	REVENUE: OFFICE OF THE COUNTY EXECUTIVE
FUND: 100	DIVISION - SUBDIVISION #: 010-0100

Account Description:	Account	(1) 2021 Actual	(2) 2022 Adopted Budget	(3) 2022 Budget Adopted & Modified 6/30	(4) 2022 Actual as of 6/30	(5) 2022 Projected at 12/31	(6) 2023 Proposed Operating and Capital Budget
RESERVES	449990	0	150,000	150,000	0	150,000	150,000
Appropriations Unit: Revenue		0	150,000	150,000	0	150,000	150,000
Total Funding for Reporting Unit		0	150,000	150,000	0	150,000	150,000

Total Expenses for Reporting Unit	676,226	651,727	651,727	314,990	652,075	659,701
Total Revenue for Reporting Unit	0	(150,000)	(150,000)	0	(150,000)	(150,000)
Total Levy for Reporting Unit	676,226	501,727			502,075	509,701

OFFICE OF CORPORATION COUNSEL

ACTIVITIES

This office provides legal advice and support to elected officials, appointed officers, department heads, division heads and employees of Kenosha County and serves as the general counsel for all items and activities requiring legal services and support. It provides legal representation in liability claims made against the county and prosecutes claims and ordinance violations brought on behalf of Kenosha County. It provides counsel in labor relations activities while assisting in the development of constructive labor/management relationships. The office handles all Chapter 51 commitments and all Chapter 55 guardianships for long-term protective placements.

GOALS AND OBJECTIVES

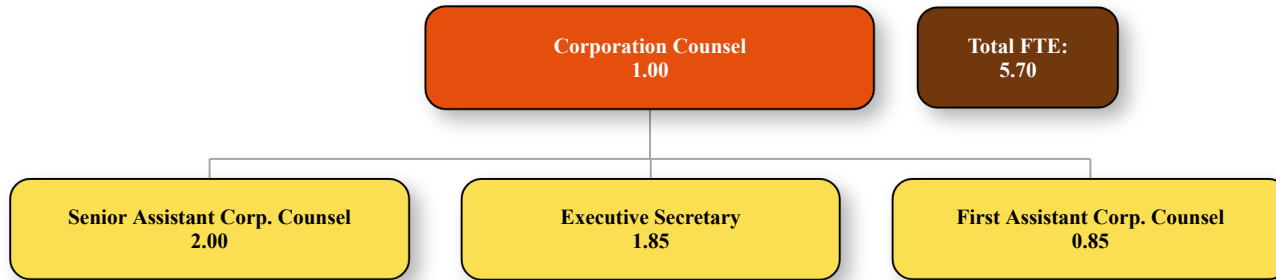
- To guide Kenosha County's executive and legislative branches of government toward lawful enactments; to defend the public treasury and public offices when threatened with litigation.
- Research and draft county ordinances and resolutions.
- Issue formal and informal legal opinions.
- Update and maintain the Municipal Code of Kenosha County and the Kenosha County Policy and Rules Manual.
- Participate in the training of newly elected members of the Board of Supervisors.
- Continue training of attorney staff, with each attending a minimum of two professional seminars during the year.
- Handle major contract and real estate transactions.
- Continue representation in all mental health/protective placement cases, assisting the Department of Human Services in finding ways to deliver the best services most efficiently.
- Work with the IT Department to modernize and streamline the office's mental commitment and protective placement cases, focusing both on storage of files and preparation of documents.
- Assist in labor contract proposals, negotiations, arbitrations, mediations and grievances.

CORPORATION COUNSEL

DIVISION	POSITION TITLE	CLASS TYPE	2019	2020	2021	2022	2023
	CORPORATION COUNSEL	E15	1.00	1.00	1.00	1.00	1.00
	FIRST ASSISTANT CORP. COUNSEL	E13	0.85	0.85	0.85	0.85	0.85
	SENIOR ASSISTANT CORP. COUNSEL	E12	2.00	2.00	2.00	2.00	2.00
	EXECUTIVE SECRETARY	NE6	1.85	1.85	1.85	1.85	1.85
DIVISION TOTAL			5.70	5.70	5.70	5.70	5.70



County of Kenosha Corporation Counsel



DEPT/DIV: EXECUTIVE - OFFICE OF THE CORPORATION COUNSEL

	(1) 2021 Actual	(2) 2022 Adopted Budget	(3) 2022 Budget Adopted & Modified 6/30	(4) 2022 Actual as of 6/30	(5) 2022 Projected at 12/31	(6) 2023 Proposed Operating and Capital Budget
Personnel	700,159	714,263	714,263	337,264	714,263	753,282
Contractual	155,856	42,648	42,648	19,995	42,648	82,648
Supplies	40,384	41,450	41,450	14,844	41,450	44,450
Fixed Charges	3,704	4,776	4,776	4,776	4,776	5,374
Total Expenses for Reporting Unit	900,103	803,137	803,137	376,879	803,137	885,754
Total Revenue for Reporting Unit	0	(700)	(700)	0	0	(40,000)
Total Levy for Reporting Unit	900,103	802,437			803,137	845,754

DEPT/DIV: EXECUTIVE - OFFICE OF THE CORPORATION COUNSEL

REPORTING UNIT: OFFICE OF THE CORPORATION COUNSEL

FUND: 100 DIVISION - SUBDIVISION #: 020-0200

		(1)	(2)	(3)	(4)	(5)	(6)
		2021	2022	2022 Budget	2022	2022	2023 Proposed
Account Description:	Account	Actual	Adopted Budget	Adopted & Modified 6/30	Actual as of 6/30	Projected at 12/31	Operating and Capital Budget
SALARIES	511100	493,318	521,867	521,867	239,936	521,867	540,223
SALARIES-OVERTIME	511200	522	1,250	1,250	772	1,250	1,250
SALARIES-TEMPORARY	511500	16,638	0	0	0	0	0
FICA	515100	36,883	39,923	39,923	17,881	39,923	41,424
RETIREMENT	515200	33,296	33,921	33,921	15,489	33,921	36,820
MEDICAL INSURANCE	515400	117,383	115,328	115,328	61,623	115,328	131,454
LIFE INSURANCE	515500	1,073	985	985	575	985	1,135
WORKERS COMPENSATION	515600	1,046	989	989	989	989	976
Appropriations Unit: Personnel		700,159	714,263	714,263	337,264	714,263	753,282
LEGAL FEES	521200	153,960	40,000	40,000	19,342	40,000	80,000
TRIAL COSTS	521230	1,896	2,500	2,500	653	2,500	2,500
OFFICE MACHINES	524200	0	148	148	0	148	148
Appropriations Unit: Contractual		155,856	42,648	42,648	19,995	42,648	82,648
POSTAGE	531100	43	0	0	0	0	0
OFFICE SUPPLIES	531200	1,419	2,500	2,500	774	2,500	2,500
PRINTING/DUPLICATION	531300	0	200	200	0	200	200
SUBSCRIPTIONS	532200	7,422	7,000	7,000	2,673	7,000	9,000
BOOKS & MANUALS	532300	21,873	21,000	21,000	8,672	21,000	22,000
MILEAGE & TRAVEL	533900	0	750	750	0	750	750
STAFF DEVELOPMENT	543340	9,627	10,000	10,000	2,725	10,000	10,000
Appropriations Unit: Supplies		40,384	41,450	41,450	14,844	41,450	44,450
PUBLIC LIABILITY INSURANCE	551300	3,704	4,776	4,776	4,776	4,776	5,374
Appropriations Unit: Fixed Charges		3,704	4,776	4,776	4,776	4,776	5,374
Total Expense for Reporting Unit		900,103	803,137	803,137	376,879	803,137	885,754

REPORTING UNIT:	REVENUE: OFFICE OF THE CORPORATION COUNSEL
FUND: 100	DIVISION - SUBDIVISION #: 020-0200

Account Description:	Account	(1) 2021 Actual	(2) 2022 Adopted Budget	(3) 2022 Budget Adopted & Modified 6/30	(4) 2022 Actual as of 6/30	(5) 2022 Projected at 12/31	(6) 2023 Proposed Operating and Capital Budget
ARPA FEDERAL GRANT	443293	0	0	0	0	0	40,000
REVENUE JOINT SERVICES	445780	0	700	700	0	0	0
Appropriations Unit: Revenue		0	700	700	0	0	40,000
Total Funding for Reporting Unit		0	700	700	0	0	40,000

Total Expenses for Reporting Unit	900,103	803,137	803,137	376,879	803,137	885,754
Total Revenue for Reporting Unit	0	(700)	(700)	0	0	(40,000)
Total Levy for Reporting Unit	900,103	802,437			803,137	845,754

DIVISION OF HUMAN RESOURCES

MISSION STATEMENT

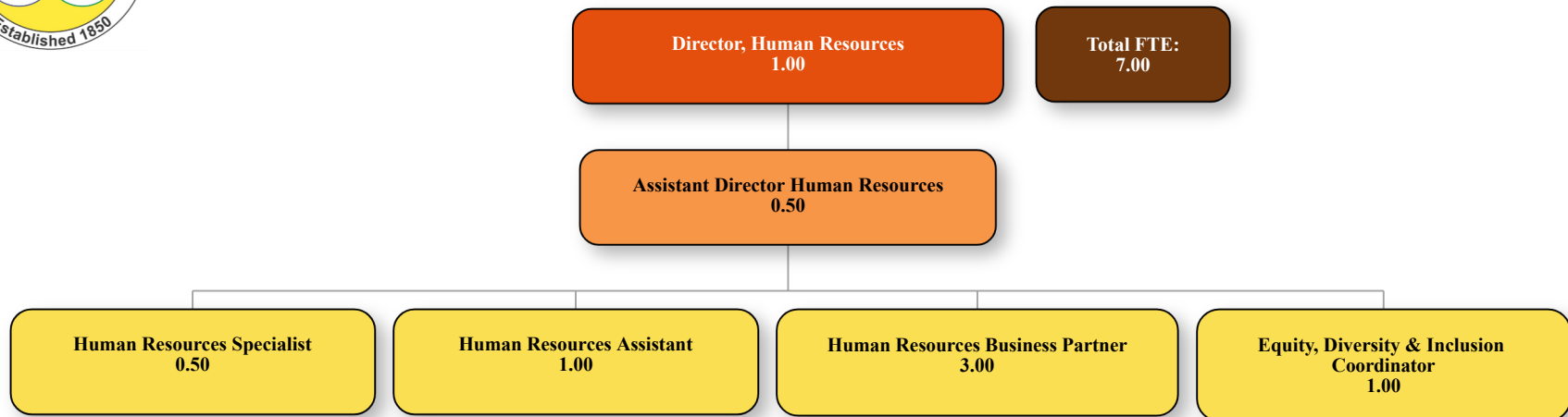
It is the mission of the Division of Human Resources to serve as a strategic partner to County leadership in developing and implementing policies and programs that add value to Kenosha County and its employees and to promote a safe and productive work environment characterized by open communication, professional accountability, and inclusivity with a focus on attracting and retaining a talented, diverse workforce to serve Kenosha County.

HUMAN RESOURCES

DIVISION	POSITION TITLE	CLASS TYPE	2019	2020	2021	2022	2023
	DIRECTOR, HUMAN RESOURCES	E15	1.00	1.00	1.00	1.00	1.00
	ASST DIRECTOR HUMAN RESOURCES	E9	1.00	1.00	0.50	0.50	0.50
	EQUITY, DIVERSITY & INCLUSION COORD	E9	0.00	0.00	0.00	1.00	1.00
	HUMAN RESOURCES BUSINESS PARTNER	E7	2.50	2.50	3.00	3.00	3.00
	HUMAN RESOURCES SPECIALIST	E3	0.50	0.50	0.50	0.50	0.50
	HUMAN RESOURCES ASSISTANT	NE7	1.00	1.00	1.00	1.00	1.00
DIVISION TOTAL			6.00	6.00	6.00	7.00	7.00



County of Kenosha Division of Human Resources



DEPT/DIV: EXECUTIVE - HUMAN RESOURCES

	(1)	(2)	(3)	(4)	(5)	(6)
	2021	2022	2022 Budget	2022	2022	2023 Proposed
	Actual	Adopted	Adopted &	Actual	Projected	Operating and
		Budget	Modified 6/30	as of 6/30	at 12/31	Capital Budget
Personnel	293,044	(350,710)	(315,710)	53,843	175,913	264,267
Contractual	71,524	306,550	351,050	194,829	200,400	89,500
Supplies	5,441	10,050	10,050	6,111	9,600	13,700
Fixed Charges	4,107	5,295	5,295	5,295	5,295	5,958
Total Expenses for Reporting Unit	374,116	(28,815)	50,685	260,078	391,208	373,425
Total Revenue for Reporting Unit	0	(200,000)	(279,500)	0	0	0
Total Levy for Reporting Unit	374,116	(228,815)			391,208	373,425

DEPT/DIV: EXECUTIVE - HUMAN RESOURCES
REPORTING UNIT: HUMAN RESOURCES
FUND: 100 DIVISION - SUBDIVISION #: 030-0300

		(1)	(2)	(3)	(4)	(5)	(6)
		2021	2022	2022 Budget	2022	2022	2023 Proposed
Account Description:	Account	Actual	Adopted Budget	Adopted & Modified 6/30	Actual as of 6/30	Projected at 12/31	Operating and Capital Budget
SALARIES	511100	487,825	586,886	586,886	246,500	586,886	610,325
SALARIES-OVERTIME	511200	23	350	350	0	150	350
FICA	515100	35,975	44,897	44,897	17,958	44,897	46,718
RETIREMENT	515200	32,798	38,148	38,148	16,023	38,148	41,527
MEDICAL INSURANCE	515400	123,433	148,400	148,400	65,720	148,400	154,140
LIFE INSURANCE	515500	1,362	1,289	1,289	833	1,289	1,722
WORKERS COMPENSATION	515600	961	961	961	961	961	995
INTERDEPT PERSONNEL CHARGES	519990	(682,376)	(820,931)	(820,931)	(354,355)	(820,731)	(855,777)
Appropriations Unit: Personnel		0	0	0	(6,360)	0	0
OFFICE MACHINES	524200	0	50	50	0	0	0
Appropriations Unit: Contractual		0	50	50	0	0	0
OFFICE SUPPLIES	531200	1,087	1,500	1,500	1,686	1,800	1,500
PRINTING/DUPPLICATION	531300	225	200	200	0	200	200
SUBSCRIPTIONS	532200	369	500	500	0	0	0
MILEAGE & TRAVEL	533900	290	850	850	210	600	1,000
STAFF DEVELOPMENT	543340	3,470	7,000	7,000	4,215	7,000	11,000
Appropriations Unit: Supplies		5,441	10,050	10,050	6,111	9,600	13,700
PUBLIC LIABILITY INSURANCE	551300	4,107	5,295	5,295	5,295	5,295	5,958
Appropriations Unit: Fixed Charges		4,107	5,295	5,295	5,295	5,295	5,958
Total Expense for Reporting Unit		9,548	15,395	15,395	5,046	14,895	19,658

REPORTING UNIT: HUMAN RESOURCES - COUNTY-WIDE
FUND: 100 DIVISION - SUBDIVISION #: 030-0310

		(1)	(2)	(3)	(4)	(5)	(6)
		2021	2022	2022 Budget	2022	2022	2023 Proposed
Account Description:	Account	Actual	Adopted Budget	Adopted & Modified 6/30	Actual as of 6/30	Projected at 12/31	Operating and Capital Budget
SALARIES	511100	1,134	(700,000)	(700,000)	0	0	0
SALARIES-OVERTIME	511200	0	3,000	3,000	0	3,000	3,000

SALARIES-TEMPORARY	511500	65,099	116,000	151,000	8,323	25,000	51,000
FICA	515100	5,067	5,359	5,359	637	1,913	4,132
RETIREMENT	515200	799	2,795	2,795	0	0	2,999
LIFE INSURANCE	515500	47	136	136	0	0	136
UNEMPLOYMENT COMPENSATION	515800	76,735	65,000	65,000	0	0	40,000
EMPLOYEE TESTING/EXAMINATIONS	519250	102,564	85,000	85,000	41,872	110,000	110,000
EMPLOYEE RECRUITMENT	519300	9,921	18,000	18,000	7,589	18,000	15,000
TUITION REIMBURSEMENT	519400	34,939	54,000	54,000	1,782	18,000	38,000
INTERDEPT PERSONNEL CHARGES	519990	(3,260)	0	0	0	0	0
Appropriations Unit: Personnel		293,044	(350,710)	(315,710)	60,203	175,913	264,267
OTHER PROFESSIONAL SERVICES	521900	71,470	306,000	350,500	194,631	200,000	89,000
COMMUNITY RELATIONS	525700	54	500	500	199	400	500
Appropriations Unit: Contractual		71,524	306,500	351,000	194,829	200,400	89,500
Total Expense for Reporting Unit		364,568	(44,210)	35,290	255,032	376,313	353,767

REPORTING UNIT:	REVENUE: HUMAN RESOURCES - COUNTY-WIDE
FUND: 100	DIVISION - SUBDIVISION #: 030-0310

		(1)	(2)	(3)	(4)	(5)	(6)
		2021	2022	2022 Budget	2022	2022	2023 Proposed
Account Description:	Account	Actual	Adopted Budget	Adopted & Modified 6/30	Actual as of 6/30	Projected at 12/31	Operating and Capital Budget
ARPA FEDERAL GRANT	443293	0	200,000	200,000	0	0	0
CARRYOVER	449980	0	0	79,500	0	0	0
Appropriations Unit: Revenue		0	200,000	279,500	0	0	0
Total Funding for Reporting Unit		0	200,000	279,500	0	0	0

Total Expenses for Reporting Unit	374,116	(28,815)	50,685	260,078	391,208	373,425
Total Revenue for Reporting Unit	0	(200,000)	(279,500)	0	0	0
Total Levy for Reporting Unit	374,116	(228,815)			391,208	373,425

This page left blank intentionally

CIVIL SERVICE COMMISSION

MISSION STATEMENT

The mission of the Civil Service Commission is to provide an equitable system of recruitment, selection, promotion, and retention for Kenosha County Sheriff's Division Deputies, in accordance with Section 4.01 of the Municipal Code of Kenosha County.

DEPT/DIV: EXECUTIVE - CIVIL SERVICE COMMISSION

	(1)	(2)	(3)	(4)	(5)	(6)
	2021	2022	2022 Budget	2022	2022	2023 Proposed
	Actual	Adopted	Adopted &	Actual	Projected	Operating and
		Budget	Modified 6/30	as of 6/30	at 12/31	Capital Budget
Personnel	2,048	3,233	3,233	649	1,974	2,691
Contractual	40,671	28,500	28,500	10,781	28,500	33,500
Total Expenses for Reporting Unit	42,719	31,733	31,733	11,430	30,474	36,191
Total Levy for Reporting Unit	42,719	31,733			30,474	36,191

DEPT/DIV: EXECUTIVE - CIVIL SERVICE COMMISSION

REPORTING UNIT: CIVIL SERVICE COMMISSION

FUND: 100 DIVISION - SUBDIVISION #: 070-0700

		(1)	(2)	(3)	(4)	(5)	(6)
		2021	2022	2022 Budget	2022	2022	2023 Proposed
Account Description:	Account	Actual	Adopted Budget	Adopted & Modified 6/30	Actual as of 6/30	Projected at 12/31	Operating and Capital Budget
PER DIEM	514100	1,900	3,000	3,000	600	1,850	2,500
FICA	515100	145	230	230	46	121	191
WORKERS COMPENSATION	515600	3	3	3	3	3	0
Appropriations Unit: Personnel		2,048	3,233	3,233	649	1,974	2,691
FITNESS FOR DUTY EXAMS	521150	24,468	12,500	12,500	2,425	12,500	12,500
EMPLOYMENT TESTING	521160	16,203	16,000	16,000	8,356	16,000	21,000
Appropriations Unit: Contractual		40,671	28,500	28,500	10,781	28,500	33,500
Total Expense for Reporting Unit		42,719	31,733	31,733	11,430	30,474	36,191

Total Expenses for Reporting Unit	42,719	31,733	31,733	11,430	30,474	36,191
Total Levy for Reporting Unit	42,719	31,733			30,474	36,191

This page left blank intentionally

KENOSHA COUNTY UW-MADISON, DIVISION OF EXTENSION

The mission of the Division of Extension, Kenosha County is to bring University resources and knowledge to build capacity of individuals, groups, and communities. We provide Kenosha County access to the research and resources of the University System.

The Extension office is a result of a partnership between the U.S. Department of Agriculture (federal government), University of Wisconsin-Madison (state government) and Kenosha County (county government). Extension builds partnerships and collaborations with other county departments/divisions, city departments, schools, university/colleges, local organizations and businesses. Extension expands efforts to meet the local priorities and educational needs of urban neighborhoods and western county communities.

Kenosha County UW-Extension programs include:

- Agriculture Education
- Horticulture Education (consumer and commercial)
- Health and Well-Being Education
- Nutrition Education (FoodWise Program)
- Youth Development (4-H; Youth In Governance; Youth As Resources; Afterschool Ambassadors; Tech Wizards)

DEPT/DIV: EXECUTIVE - OFFICE OF THE UNIVERSITY OF WI EXTENSION

	(1) 2021 Actual	(2) 2022 Adopted Budget	(3) 2022 Budget Adopted & Modified 6/30	(4) 2022 Actual as of 6/30	(5) 2022 Projected at 12/31	(6) Executive Proposed Budget	(7) Finance and Admin Comm Adj.	(8) 2023 Proposed Operating and Capital Budget
Personnel	9,164	12,059	12,059	2,438	12,059	12,059	0	12,059
Contractual	150,875	209,400	209,400	180	209,400	215,250	(44,900)	170,350
Supplies	25,775	56,100	105,123	18,850	56,100	55,000	0	55,000
Fixed Charges	1,362	1,756	1,756	1,756	1,756	1,976	0	1,976
Total Expenses for Reporting Unit	187,176	279,315	328,338	23,224	279,315	284,285	(44,900)	239,385
Total Revenue for Reporting Unit	(12,450)	(47,800)	(96,823)	(7,891)	(47,800)	(47,800)	0	(47,800)
Total Levy for Reporting Unit	174,726	231,515	231,515	15,333	231,515	236,485	(44,900)	191,585

DEPT/DIV: EXECUTIVE - OFFICE OF THE UNIVERSITY OF WI EXTENSION

REPORTING UNIT: OFFICE OF THE UNIVERSITY OF WI EXTENSION - OFFICE ACCOUNT

FUND: 100 DIVISION - SUBDIVISION #: 060-0600

		(1)	(2)	(3)	(4)	(5)	(6)	(7)	(8)
		2021	2022	2022 Budget	2022	2022	Executive	Finance and	2023 Proposed
		Actual	Adopted	Adopted &	Actual	Projected	Proposed	Admin Comm	Operating and
Account Description:	Account		Budget	Modified 6/30	as of 6/30	at 12/31	Budget	Adj.	Capital Budget
SALARIES-TEMPORARY	511500	8,513	6,000	6,000	2,265	6,000	6,000	0	6,000
FICA	515100	651	459	459	173	459	459	0	459
Appropriations Unit: Personnel		9,164	6,459	6,459	2,438	6,459	6,459	0	6,459
DATA PROCESSING COSTS	521400	402	1,000	1,000	180	1,000	750	0	750
OTHER PROFESSIONAL SERVICES	521900	150,444	208,000	208,000	0	208,000	214,500	(44,900)	169,600
TELECOMMUNICATIONS	522500	0	400	400	0	400	0	0	0
MOTOR VEHICLE MAINTENANCE	524100	30	0	0	0	0	0	0	0
Appropriations Unit: Contractual		150,875	209,400	209,400	180	209,400	215,250	(44,900)	170,350
OFFICE SUPPLIES	531200	1,271	3,000	3,000	656	3,000	3,000	0	3,000
PRINTING/DUPPLICATION	531300	237	500	500	0	500	300	0	300
SUBSCRIPTIONS	532200	340	400	400	318	400	500	0	500
MILEAGE & TRAVEL	533900	3,479	7,000	7,000	239	7,000	6,000	0	6,000
STAFF DEVELOPMENT	543340	1,609	3,000	3,000	780	3,000	3,000	0	3,000
Appropriations Unit: Supplies		6,936	13,900	13,900	1,993	13,900	12,800	0	12,800
PUBLIC LIABILITY INSURANCE	551300	1,362	1,756	1,756	1,756	1,756	1,976	0	1,976
Appropriations Unit: Fixed Charges		1,362	1,756	1,756	1,756	1,756	1,976	0	1,976
Total Expense for Reporting Unit		168,337	231,515	231,515	6,367	231,515	236,485	(44,900)	191,585

REPORTING UNIT: OFFICE OF THE UNIVERSITY OF WI EXTENSION - PROGRAM

FUND: 100 DIVISION - SUBDIVISION #: 060-0610

		(1)	(2)	(3)	(4)	(5)	(6)	(7)	(8)
		2021	2022	2022 Budget	2022	2022	Executive	Finance and	2023 Proposed
		Actual	Adopted	Adopted &	Actual	Projected	Proposed	Admin Comm	Operating and
Account Description:	Account		Budget	Modified 6/30	as of 6/30	at 12/31	Budget	Adj.	Capital Budget
BOOKS & MANUALS	532300	0	200	200	0	200	200	0	200
OTHER OPERATING SUPPLIES	534900	18,839	35,000	78,023	16,857	35,000	35,000	0	35,000
Appropriations Unit: Supplies		18,839	35,200	78,223	16,857	35,200	35,200	0	35,200

Total Expense for Reporting Unit		18,839	35,200	78,223	16,857	35,200	35,200	0	35,200
---	--	--------	--------	--------	--------	--------	--------	---	--------

REPORTING UNIT:	OFFICE OF THE UNIVERSITY OF WI EXTENSION - AFTERSCHOOL PROJECT								
FUND: 100	DIVISION - SUBDIVISION #: 060-0620								

		(1)	(2)	(3)	(4)	(5)	(6)	(7)	(8)
		2021	2022	2022 Budget	2022	2022	Executive	Finance and	2023 Proposed
		Actual	Adopted	Adopted &	Actual	Projected	Proposed	Admin Comm	Operating and
Account Description:	Account		Budget	Modified 6/30	as of 6/30	at 12/31	Budget	Adj.	Capital Budget
SALARIES	511100	0	5,000	5,000	0	5,000	5,000	0	5,000
FICA	515100	0	400	400	0	400	400	0	400
RETIREMENT	515200	0	200	200	0	200	200	0	200
Appropriations Unit: Personnel		0	5,600	5,600	0	5,600	5,600	0	5,600
MILEAGE & TRAVEL	533900	0	500	500	0	500	500	0	500
OTHER OPERATING SUPPLIES	534900	0	6,500	12,500	0	6,500	6,500	0	6,500
Appropriations Unit: Supplies		0	7,000	13,000	0	7,000	7,000	0	7,000
Total Expense for Reporting Unit		0	12,600	18,600	0	12,600	12,600	0	12,600

REPORTING UNIT:	REVENUE: OFFICE OF THE UNIVERSITY OF WI EXTENSION - OFFICE ACCOUNT								
FUND: 100	DIVISION - SUBDIVISION #: 060-0600								

		(1)	(2)	(3)	(4)	(5)	(6)	(7)	(8)
		2021	2022	2022 Budget	2022	2022	Executive	Finance and	2023 Proposed
		Actual	Adopted	Adopted &	Actual	Projected	Proposed	Admin Comm	Operating and
Account Description:	Account		Budget	Modified 6/30	as of 6/30	at 12/31	Budget	Adj.	Capital Budget
STATE CLEAN SWEEP GRANT	442761	4,433	0	0	0	0	0	0	0
Appropriations Unit: Revenue		4,433	0	0	0	0	0	0	0
Total Funding for Reporting Unit		4,433	0	0	0	0	0	0	0

REPORTING UNIT:	REVENUE: OFFICE OF THE UNIVERSITY OF WI EXTENSION - PROGRAM								
FUND: 100	DIVISION - SUBDIVISION #: 060-0610								

		(1)	(2)	(3)	(4)	(5)	(6)	(7)	(8)
		2021	2022	2022 Budget	2022	2022	Executive	Finance and	2023 Proposed
		Actual	Adopted	Adopted &	Actual	Projected	Proposed	Admin Comm	Operating and
Account Description:	Account		Budget	Modified 6/30	as of 6/30	at 12/31	Budget	Adj.	Capital Budget

SALE OF COPIES	441270	0	200	200	0	200	200	0	200
SUNDRY DEPT REVENUE	448520	8,018	35,000	35,000	7,891	35,000	35,000	0	35,000
CARRYOVER	449980	0	0	43,023	0	0	0	0	0
Appropriations Unit: Revenue		8,018	35,200	78,223	7,891	35,200	35,200	0	35,200
Total Funding for Reporting Unit		8,018	35,200	78,223	7,891	35,200	35,200	0	35,200

REPORTING UNIT:	REVENUE: OFFICE OF THE UNIVERSITY OF WI EXTENSION - AFTERSCHOOL PROJECT
FUND: 100	DIVISION - SUBDIVISION #: 060-0620

Account Description:	Account	(1) 2021 Actual	(2) 2022 Adopted Budget	(3) 2022 Budget Adopted & Modified 6/30	(4) 2022 Actual as of 6/30	(5) 2022 Projected at 12/31	(6) Executive Proposed Budget	(7) Finance and Admin Comm Adj.	(8) 2023 Proposed Operating and Capital Budget
AFTER-SCHOOL PROJECT	446650	0	12,600	12,600	0	12,600	12,600	0	12,600
CARRYOVER	449980	0	0	6,000	0	0	0	0	0
Appropriations Unit: Revenue		0	12,600	18,600	0	12,600	12,600	0	12,600
Total Funding for Reporting Unit		0	12,600	18,600	0	12,600	12,600	0	12,600

Total Expenses for Reporting Unit	187,176	279,315	328,338	23,224	279,315	284,285	(44,900)	239,385
Total Revenue for Reporting Unit	(12,450)	(47,800)	(96,823)	(7,891)	(47,800)	(47,800)	0	(47,800)
Total Levy for Reporting Unit		231,515			231,515	236,485	(44,900)	191,585

This page left blank intentionally

DIVISION OF INFORMATION TECHNOLOGY

MISSION STATEMENT

The mission of the County of Kenosha Information Technology Division is to provide high quality innovative, secure, efficient and cost-effective services. Work as a team with County leadership, and stakeholders to identify best practices for services while being respectful of taxpayer dollars. Attract and retain employees with appropriate technical skills, enthusiasm to learn, ability to teach, and the passion to provide high quality program, project and operations services to County departments and public sector.

GOALS

- Ensure County information assets are secured and privacy protected.
- Deliver timely and effective responses to customer requirements through teamwork and make County Services accessible.
- Establish a technology governance structure, to provide vision, leadership, and a framework for evaluating emerging technologies and implementing proven information technology solutions.
- Ensure effective technical and fiscal management of the Division's operations, resources, technology projects, and contracts.
- Improve the reliability and performance of the County's IT Infrastructure and implements common business applications and systems to improve efficiency and cost-effectiveness.
- Develop and maintain technically skilled staff that is competent in current and emerging information technology and a user community that understands and can employ modern technologies to maximize business benefits.

INFORMATION TECHNOLOGY

DIVISION	POSITION TITLE	CLASS TYPE	2019	2020	2021	2022	2023
----------	----------------	------------	------	------	------	------	------

ADMINISTRATIVE

CHIEF INFORMATION OFFICER	E15	1.00	1.00	1.00	1.00	1.00
ASSISTANT DIRECTOR, IT	E13	1.00	1.00	0.00	0.00	0.00
IT SERVICES MANAGER	E8	0.00	0.00	0.00	1.00	1.00
COMMUNICATIONS MANAGER	E5	1.00	1.00	1.00	1.00	1.00
ASSET ADMINISTRATOR	NE5	0.00	0.00	0.00	0.75	1.00

AREA TOTAL		3.00	3.00	2.00	3.75	4.00
------------	--	------	------	------	------	------

APPLICATIONS DESIGN

APPLICATION SERVICE MANAGER	E12	1.00	1.00	1.00	1.00	1.00
SOFTWARE ARCHITECT	E9	0.00	0.00	1.00	1.00	1.00
SR NETWORK/WEB APPLICATION	E9	1.00	1.00	0.00	0.00	0.00
BUSINESS REQUIREMENTS ANALYST	E7	1.00	1.00	0.00	0.00	0.00
DATA ARCHITECT	E9	0.00	1.00	0.00	0.00	0.00
DATABASE ADMINISTRATOR	E8	0.00	0.00	1.00	1.00	1.00
SOFTWARE DEVELOPER	E7	0.00	0.00	2.00	2.00	2.00
SOFTWARE ENGINEER	E7	3.00	3.00	0.00	0.00	0.00
SOFTWARE ANALYST	E6	0.00	0.00	1.00	1.00	1.00

AREA TOTAL		6.00	7.00	6.00	6.00	6.00
------------	--	------	------	------	------	------

PROJECT MANAGEMENT

PROJECT OFFICE MANAGER	E12	1.00	0.00	0.00	0.00	0.00
PROJECT MANAGER	E9	1.00	1.00	1.00	1.00	2.00
PROJECT COORDINATOR	E7	2.00	2.00	2.00	1.00	0.00

AREA TOTAL		4.00	3.00	3.00	2.00	2.00
------------	--	------	------	------	------	------

INFRASTRUCTURE & OPERATIONS

INFRASTRUCTURE MANAGER	E12	0.00	1.00	1.00	1.00	1.00
NETWORK ARCHITECT	E9	0.00	0.00	1.00	1.00	1.00
NETWORK ENGINEER	E8	0.00	0.00	1.00	0.00	0.00
NETWORK TECHNICIAN, PUBLIC SAFETY	NE9	1.00	0.00	0.00	0.00	0.00
NETWORK TECHNICIAN	NE7	1.00	1.00	0.00	1.00	1.00
SYSTEMS ARCHITECT	E9	0.00	0.00	1.00	1.00	0.00
SYSTEMS ENGINEER	E8	0.00	0.00	0.00	0.00	1.00
SENIOR NETWORK ENGINEER	E9	1.00	1.00	0.00	0.00	0.00
SECURITY ENGINEER	E9	0.00	0.00	1.00	1.00	1.00
UNIFIED COMMUNICATION ENGINEER	E8	1.00	1.00	0.00	0.00	1.00
UNIFIED COMMUNICATION ANALYST	NE7	0.00	0.00	1.00	1.00	0.00

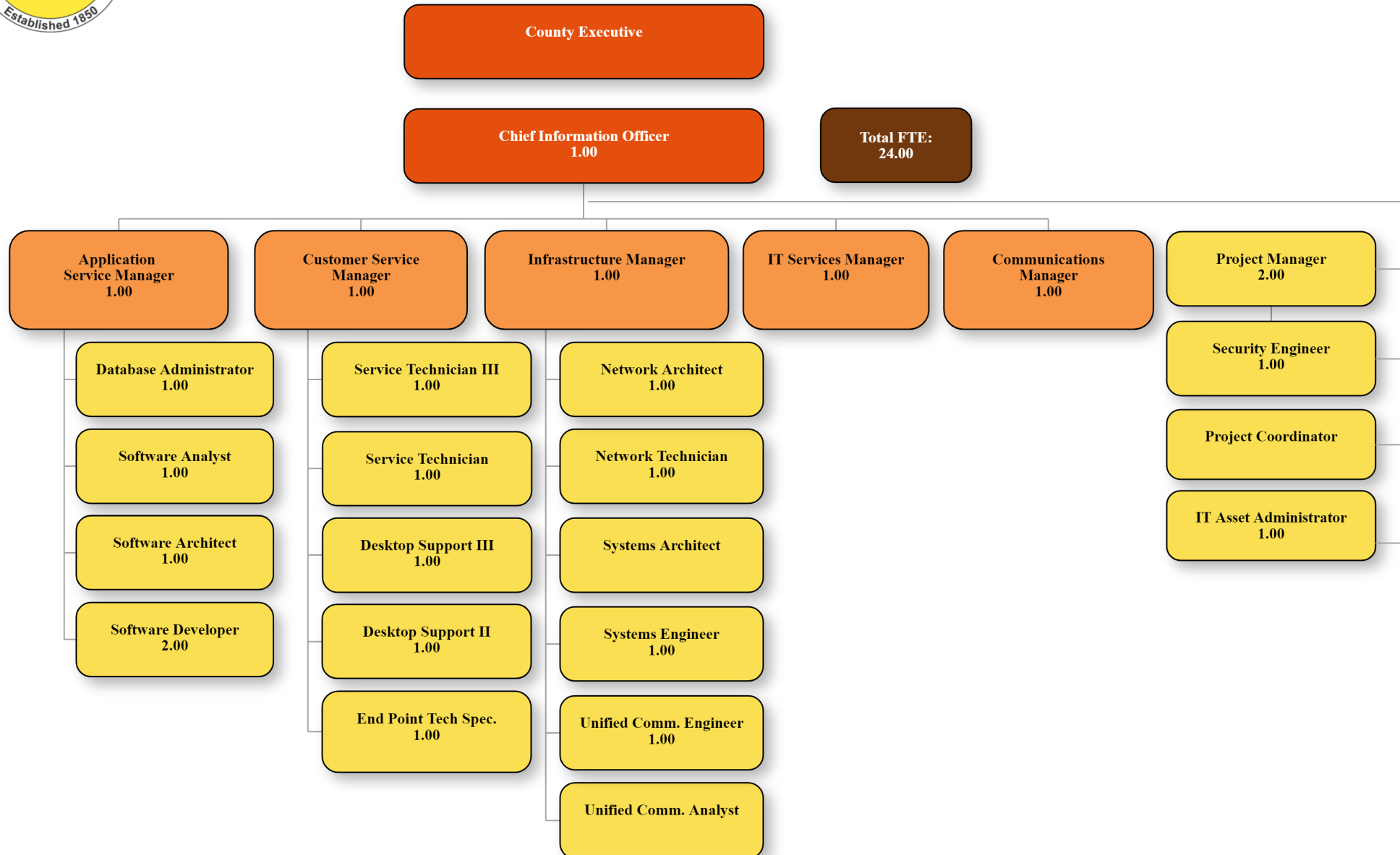
AREA TOTAL		4.00	4.00	6.00	6.00	6.00
------------	--	------	------	------	------	------

SERVICE MANAGEMENT

CUSTOMER SERVICE MANAGER	E9	1.00	1.00	1.00	1.00	1.00
DESKTOP SUPPORT III	NE9	1.00	1.00	1.00	1.00	1.00
DESKTOP SUPPORT II	NE8	1.00	1.00	1.00	1.00	1.00
SERVICE DESK TECHNICIAN III	NE8	0.00	0.00	1.00	1.00	1.00
SERVICE DESK TECHNICIAN II	NE7	1.00	1.00	0.00	0.00	0.00
SERVICE DESK TECHNICIAN	NE6	0.00	0.00	1.00	1.00	1.00
ENDPOINT TECHNOLOGY SPECIALIST	E7	1.00	1.00	1.00	1.00	1.00
AREA TOTAL		5.00	5.00	6.00	6.00	6.00
DIVISION TOTAL		22.00	22.00	23.00	23.75	24.00



County of Kenosha Information Technology



DEPT/DIV: EXECUTIVE - INFORMATION TECHNOLOGY

	(1) 2021 Actual	(2) 2022 Adopted Budget	(3) 2022 Budget Adopted & Modified 6/30	(4) 2022 Actual as of 6/30	(5) 2022 Projected at 12/31	(6) 2023 Proposed Operating and Capital Budget
Personnel	2,323,706	2,451,814	2,481,814	1,202,920	2,484,824	2,568,764
Contractual	2,030,160	1,996,456	2,097,001	1,356,524	2,097,001	2,122,350
Supplies	39,995	53,761	53,761	21,428	53,761	47,961
Fixed Charges	75,295	74,023	74,023	37,820	74,023	72,192
Outlay	1,542,595	3,500,000	5,336,443	949,471	5,336,443	1,900,000
Total Expenses for Reporting Unit	6,011,751	8,076,054	10,043,042	3,568,163	10,046,052	6,711,267
Total Revenue for Reporting Unit	(2,330,504)	(3,945,346)	(5,912,334)	(80,258)	(5,912,334)	(2,345,315)
Total Levy for Reporting Unit	3,681,247	4,130,708			4,133,718	4,365,952

DEPT/DIV: EXECUTIVE - INFORMATION TECHNOLOGY

REPORTING UNIT: INFORMATION TECHNOLOGY

FUND: 100 DIVISION - SUBDIVISION #: 040-0400

		(1)	(2)	(3)	(4)	(5)	(6)
		2021	2022	2022 Budget	2022	2022	2023 Proposed
Account Description:	Account	Actual	Adopted Budget	Adopted & Modified 6/30	Actual as of 6/30	Projected at 12/31	Operating and Capital Budget
SALARIES	511100	1,745,344	1,768,488	1,768,488	863,694	1,768,488	1,838,967
SALARIES-OVERTIME	511200	5,032	5,000	5,000	3,109	5,000	5,000
SALARIES-TEMPORARY	511500	0	0	0	3,010	3,010	0
INTERNS	514500	5,564	0	30,000	558	30,000	20,000
FICA	515100	135,895	135,672	135,672	64,138	135,672	142,595
RETIREMENT	515200	120,876	114,630	114,630	56,342	114,630	125,387
MEDICAL INSURANCE	515400	419,139	421,880	421,880	207,760	421,880	430,360
LIFE INSURANCE	515500	3,636	3,711	3,711	1,875	3,711	3,776
WORKERS COMPENSATION	515600	2,573	2,433	2,433	2,433	2,433	2,679
INTERDEPT PERSONNEL CHARGES	519990	(114,353)	0	0	0	0	0
Appropriations Unit: Personnel		2,323,706	2,451,814	2,481,814	1,202,920	2,484,824	2,568,764
DATA PROCESSING COSTS	521400	1,641,707	1,566,456	1,619,828	1,177,756	1,619,828	1,683,350
HARDWARE REPAIR	521500	25,735	32,000	32,000	21,970	32,000	32,000
OTHER PROFESSIONAL SERVICES	521900	230,654	231,000	278,173	65,965	278,173	231,000
TELECOMMUNICATIONS	522500	39,263	37,000	37,000	24,590	37,000	37,000
MOTOR VEHICLE MAINTENANCE	524100	1,199	0	0	0	0	2,000
OFFICE MACHINES	524200	62,266	75,000	75,000	35,343	75,000	82,000
MISC CONTRACTUAL SERVICES	529900	0	0	0	0	0	0
Appropriations Unit: Contractual		2,000,824	1,941,456	2,042,001	1,325,624	2,042,001	2,067,350
FURN/FIXTURE>\$100<\$5000	530010	0	0	5,000	1,758	5,000	0
MACHY/EQUIP>\$100<\$5000	530050	0	5,000	0	0	0	0
OFFICE SUPPLIES	531200	7,923	3,461	3,461	796	3,461	3,461
SUBSCRIPTIONS	532200	1,320	1,000	1,000	357	1,000	1,000
BOOKS & MANUALS	532300	91	6,500	6,500	0	6,500	1,500
MILEAGE & TRAVEL	533900	102	2,800	2,800	540	2,800	2,000
STAFF DEVELOPMENT	543340	30,559	35,000	35,000	17,977	35,000	40,000
Appropriations Unit: Supplies		39,995	53,761	53,761	21,428	53,761	47,961
PUBLIC LIABILITY INSURANCE	551300	9,093	11,723	11,723	11,723	11,723	13,192
EQUIPMENT LEASE/RENTAL	553300	66,202	62,300	62,300	26,097	62,300	59,000
Appropriations Unit: Fixed Charges		75,295	74,023	74,023	37,820	74,023	72,192
Total Expense for Reporting Unit		4,439,821	4,521,054	4,651,599	2,587,792	4,654,609	4,756,267

REPORTING UNIT:	INFORMATION TECHNOLOGY - WEB PAGES FOR LAND RECORDS					
FUND: 411	DIVISION - SUBDIVISION #: 040-0460					

		(1)	(2)	(3)	(4)	(5)	(6)
		2021	2022	2022 Budget	2022	2022	2023 Proposed
Account Description:	Account	Actual	Adopted Budget	Adopted & Modified 6/30	Actual as of 6/30	Projected at 12/31	Operating and Capital Budget
DATA PROCESSING COSTS	521400	29,336	55,000	55,000	30,900	55,000	55,000
Appropriations Unit: Contractual		29,336	55,000	55,000	30,900	55,000	55,000
COMPUTER - MISCELLANEOUS	581700	4,340	0	147,669	2,884	147,669	0
Appropriations Unit: Outlay		4,340	0	147,669	2,884	147,669	0
Total Expense for Reporting Unit		33,676	55,000	202,669	33,784	202,669	55,000

REPORTING UNIT:	INFORMATION TECHNOLOGY - CAPITAL					
FUND: 411	DIVISION - SUBDIVISION #: 040-0480					

		(1)	(2)	(3)	(4)	(5)	(6)
		2021	2022	2022 Budget	2022	2022	2023 Proposed
Account Description:	Account	Actual	Adopted Budget	Adopted & Modified 6/30	Actual as of 6/30	Projected at 12/31	Operating and Capital Budget
COMPUTER - MISCELLANEOUS	581700	1,538,255	3,500,000	5,188,774	946,587	5,188,774	1,900,000
Appropriations Unit: Outlay		1,538,255	3,500,000	5,188,774	946,587	5,188,774	1,900,000
Total Expense for Reporting Unit		1,538,255	3,500,000	5,188,774	946,587	5,188,774	1,900,000

REPORTING UNIT:	REVENUE: INFORMATION TECHNOLOGY					
FUND: 100	DIVISION - SUBDIVISION #: 040-0400					

		(1)	(2)	(3)	(4)	(5)	(6)
		2021	2022	2022 Budget	2022	2022	2023 Proposed
Account Description:	Account	Actual	Adopted Budget	Adopted & Modified 6/30	Actual as of 6/30	Projected at 12/31	Operating and Capital Budget
DSS SPECIAL REVENUE	442990	105,660	106,484	106,484	26,577	106,484	109,000
HEALTH IS SUPPORT REVENUE	442991	28,429	13,000	13,000	0	13,000	13,000
IT CONTRACT-SOMERS	442994	28,800	28,800	28,800	7,200	28,800	28,800
INTERNET ACCESS FEE	442995	16,600	16,600	16,600	16,600	16,600	17,053

LAND INFO SYSTEMS FEE	445560	65,216	68,462	68,462	0	68,462	68,462
DATA PROCESSING FEES	445770	11,199	17,000	17,000	5,899	17,000	14,000
SUNDRY DEPT REVENUE	448520	10,000	0	0	0	0	0
CARRYOVER	449980	0	0	130,545	0	130,545	0
RESERVES	449990	0	140,000	140,000	0	140,000	140,000
Appropriations Unit: Revenue		265,904	390,346	520,891	56,276	520,891	390,315
Total Funding for Reporting Unit		265,904	390,346	520,891	56,276	520,891	390,315

REPORTING UNIT:	REVENUE: INFORMATION TECHNOLOGY - WEB PAGES FOR LAND RECORDS
FUND: 411	DIVISION - SUBDIVISION #: 040-0460

Account Description:	Account	(1) 2021 Actual	(2) 2022 Adopted Budget	(3) 2022 Budget Adopted & Modified 6/30	(4) 2022 Actual as of 6/30	(5) 2022 Projected at 12/31	(6) 2023 Proposed Operating and Capital Budget
LAND INFO SYSTEMS FEE	445560	64,600	55,000	55,000	23,982	55,000	55,000
CARRYOVER	449980	0	0	147,669	0	147,669	0
Appropriations Unit: Revenue		64,600	55,000	202,669	23,982	202,669	55,000
Total Funding for Reporting Unit		64,600	55,000	202,669	23,982	202,669	55,000

REPORTING UNIT:	REVENUE: INFORMATION TECHNOLOGY - CAPITAL
FUND: 411	DIVISION - SUBDIVISION #: 040-0480

Account Description:	Account	(1) 2021 Actual	(2) 2022 Adopted Budget	(3) 2022 Budget Adopted & Modified 6/30	(4) 2022 Actual as of 6/30	(5) 2022 Projected at 12/31	(6) 2023 Proposed Operating and Capital Budget
BONDING	440000	2,000,000	2,000,000	2,000,000	0	2,000,000	1,900,000
ARPA FEDERAL GRANT	443293	0	1,500,000	2,000,000	0	2,000,000	0
CARRYOVER	449980	0	0	1,188,774	0	1,188,774	0
Appropriations Unit: Revenue		2,000,000	3,500,000	5,188,774	0	5,188,774	1,900,000
Total Funding for Reporting Unit		2,000,000	3,500,000	5,188,774	0	5,188,774	1,900,000

Total Expenses for Reporting Unit	6,011,751	8,076,054	10,043,042	3,568,163	10,046,052	6,711,267
Total Revenue for Reporting Unit	(2,330,504)	(3,945,346)	(5,912,334)	(80,258)	(5,912,334)	(2,345,315)
Total Levy for Reporting Unit	3,681,247	4,130,708			4,133,718	4,365,952

This page left blank intentionally

DIVISION OF LAND INFORMATION

MISSION STATEMENT AND VISION

The Land Information mission is to provide accurate assessment, taxation and mapping data to effectively and efficiently meet statutory requirements. We seek to provide a high quality of service to Federal, State, Municipal and private sectors in order to serve the residents of Kenosha County. We strive to meet the needs of the private sector by supplying data to assist in economic growth and residential development.

ACCOMPLISHMENTS

Land Information Office

Worked closely with the State of Wisconsin Department of Administration on compliance with requirements for the Wisconsin Land Information Program. This program provides a funding mechanism for projects related to land records modernization throughout the state and is funded through fees collected for real estate document recordings.

Collected orthophotography and oblique imagery via a spring 2022 flight. This new imagery will be invaluable for use in county business systems, including law enforcement, planning, economic development and 911 purposes.

Geographic Information System (GIS)

Coordinated development of specific mapping applications for the department of Public Works. These applications addressed needs within the Department related to asset inventories, public outreach and cost efficiencies.

Supported Health Department COVID-19 response by creating and maintaining the Kenosha County COVID-19 information hub and numerous dashboards depicting case and vaccination data for both internal and public use.

Real Property Listing

Worked with local Treasurers, Assessors and municipal staff to create accurate taxation related data and made it available for public consumption on the Kenosha County website. These datasets are used extensively by engineers, planners, real estate professionals and the general public.

FUTURE OBJECTIVES

Mapping Application Development

Develop additional focused mapping applications that serve needs of Kenosha County citizens. These applications will leverage pre-existing technologies offered by our software vendors and allow for expedited implementation of business need solutions.

Increase Data Accuracy

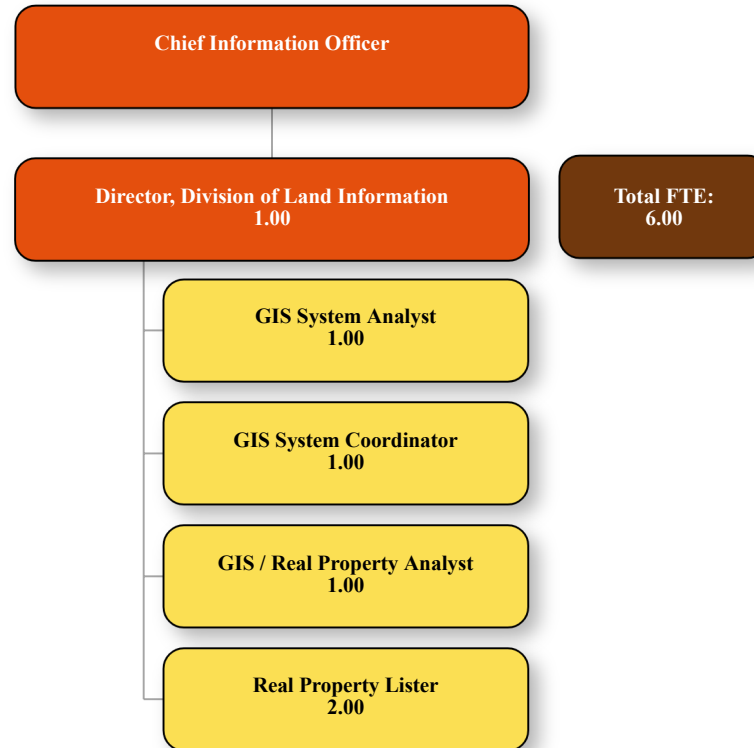
In an effort to continue our commitment to data accuracy, we will focus on various data enhancement projects that increase the utility of our datasets and make them more helpful to the public and private stakeholders that rely on them daily.

LAND INFORMATION

DIVISION	POSITION TITLE	CLASS TYPE	2019	2020	2021	2022	2023
	DIRECTOR, LAND INFORMATION	E10	1.00	1.00	1.00	1.00	1.00
	GIS SYSTEM COORDINATOR	E4	1.00	1.00	1.00	1.00	1.00
	GIS SYSTEM ANALYST	NE7	1.00	1.00	1.00	1.00	1.00
	GIS / REAL PROPERTY ANALYST	NE8	0.00	0.00	0.00	1.00	1.00
	REAL PROPERTY LISTERS	NE8	2.00	2.00	2.00	2.00	2.00
DIVISION TOTAL			5.00	5.00	5.00	6.00	6.00



County of Kenosha Division of Land Information



DEPT/DIV: EXECUTIVE - LAND INFORMATION

	(1)	(2)	(3)	(4)	(5)	(6)
	2021	2022	2022 Budget	2022	2022	2023 Proposed
	Actual	Adopted	Adopted &	Actual	Projected	Operating and
		Budget	Modified 6/30	as of 6/30	at 12/31	Capital Budget
Personnel	438,612	530,843	530,843	244,798	526,156	565,485
Contractual	57,571	57,816	57,816	28,754	57,816	57,816
Supplies	4,259	13,500	22,386	6,254	22,386	13,500
Fixed Charges	2,521	3,251	3,251	3,251	3,251	3,658
Outlay	129,065	55,000	270,042	11,179	230,299	0
Total Expenses for Reporting Unit	632,029	660,410	884,338	294,235	839,908	640,459
Total Revenue for Reporting Unit	(161,755)	(191,500)	(367,428)	(134,759)	(296,000)	(136,000)
Total Levy for Reporting Unit	470,274	468,910			543,908	504,459

DEPT/DIV: EXECUTIVE - LAND INFORMATION
REPORTING UNIT: LAND INFORMATION
FUND: 100 DIVISION - SUBDIVISION #: 050-0500

		(1)	(2)	(3)	(4)	(5)	(6)
		2021	2022	2022 Budget	2022	2022	2023 Proposed
Account Description:	Account	Actual	Adopted Budget	Adopted & Modified 6/30	Actual as of 6/30	Projected at 12/31	Operating and Capital Budget
SALARIES	511100	330,933	391,664	391,664	175,137	391,664	406,827
SALARIES-OVERTIME	511200	1,752	0	0	289	289	0
SALARIES-TEMPORARY	511500	8,188	0	0	3,024	3,024	0
FICA	515100	25,058	29,963	29,963	13,006	29,963	31,122
RETIREMENT	515200	22,562	25,457	25,457	10,468	25,457	27,665
MEDICAL INSURANCE	515400	75,158	82,680	82,680	46,110	82,680	98,490
LIFE INSURANCE	515500	945	954	954	537	954	1,074
WORKERS COMPENSATION	515600	132	125	125	125	125	307
INTERDEPT PERSONNEL CHARGES	519990	(26,116)	0	0	(3,898)	(8,000)	0
Appropriations Unit: Personnel		438,612	530,843	530,843	244,798	526,156	565,485
OTHER PROFESSIONAL SERVICES	521900	57,191	57,191	57,191	28,596	57,191	57,191
TELECOMMUNICATIONS	522500	380	625	625	159	625	625
Appropriations Unit: Contractual		57,571	57,816	57,816	28,754	57,816	57,816
FURN/FIXTURE>\$100<\$5000	530010	0	0	3,750	0	3,750	0
OFFICE SUPPLIES	531200	1,819	2,000	2,486	1,303	2,486	2,000
PRINTING/DUPLICATION	531300	756	2,000	2,000	630	2,000	2,000
MILEAGE & TRAVEL	533900	106	1,000	1,000	0	1,000	1,000
STAFF DEVELOPMENT	543340	1,579	8,500	13,150	4,321	13,150	8,500
Appropriations Unit: Supplies		4,259	13,500	22,386	6,254	22,386	13,500
PUBLIC LIABILITY INSURANCE	551300	2,521	3,251	3,251	3,251	3,251	3,658
Appropriations Unit: Fixed Charges		2,521	3,251	3,251	3,251	3,251	3,658
Total Expense for Reporting Unit		502,964	605,410	614,296	283,056	609,609	640,459

REPORTING UNIT: LAND INFORMATION - CAPITAL
FUND: 411 DIVISION - SUBDIVISION #: 050-0550

		(1)	(2)	(3)	(4)	(5)	(6)
		2021	2022	2022 Budget	2022	2022	2023 Proposed
Account Description:	Account	Actual	Adopted Budget	Adopted & Modified 6/30	Actual as of 6/30	Projected at 12/31	Operating and Capital Budget

WLIP PROJECTS	581805	3,185	0	200,922	11,179	161,179	0
IMAGERY	581810	125,880	55,000	69,120	0	69,120	0
Appropriations Unit: Outlay		129,065	55,000	270,042	11,179	230,299	0
Total Expense for Reporting Unit		129,065	55,000	270,042	11,179	230,299	0

REPORTING UNIT:	REVENUE: LAND INFORMATION
FUND: 100	DIVISION - SUBDIVISION #: 050-0500

		(1)	(2)	(3)	(4)	(5)	(6)
		2021	2022	2022 Budget	2022	2022	2023 Proposed
Account Description:	Account	Actual	Adopted Budget	Adopted & Modified 6/30	Actual as of 6/30	Projected at 12/31	Operating and Capital Budget
STATE GRANT	445460	1,000	1,000	1,000	1,000	1,000	1,000
GIS REVENUE	445550	6,000	8,500	8,500	1,500	8,500	8,500
LAND INFO SYSTEMS FEE	445560	128,584	125,000	125,000	71,946	125,000	125,000
SALE OF MAPS/PLATS	445740	1,171	2,000	2,000	313	1,500	1,500
CARRYOVER	449980	0	0	8,886	0	0	0
Appropriations Unit: Revenue		136,755	136,500	145,386	74,759	136,000	136,000
Total Funding for Reporting Unit		136,755	136,500	145,386	74,759	136,000	136,000

REPORTING UNIT:	REVENUE: LAND INFORMATION - CAPITAL
FUND: 411	DIVISION - SUBDIVISION #: 050-0550

		(1)	(2)	(3)	(4)	(5)	(6)
		2021	2022	2022 Budget	2022	2022	2023 Proposed
Account Description:	Account	Actual	Adopted Budget	Adopted & Modified 6/30	Actual as of 6/30	Projected at 12/31	Operating and Capital Budget
BONDING	440000	0	55,000	55,000	0	55,000	0
STATE GRANT	445460	25,000	0	105,000	60,000	105,000	0
CARRYOVER	449980	0	0	62,042	0	0	0
Appropriations Unit: Revenue		25,000	55,000	222,042	60,000	160,000	0
Total Funding for Reporting Unit		25,000	55,000	222,042	60,000	160,000	0

Total Expenses for Reporting Unit	632,029	660,410	884,338	294,235	839,908	640,459
Total Revenue for Reporting Unit	(161,755)	(191,500)	(367,428)	(134,759)	(296,000)	(136,000)
Total Levy for Reporting Unit	470,274	468,910			543,908	504,459

NON-DEPARTMENTAL

This business unit is used to account for revenues and expenditures that are not directly associated with or controlled by a specific department-operating budget.

- Employee Bonding
- Salary/Benefits
- Sales Tax
- State Shared Revenue
- Indirect Cost Revenue
- Other Miscellaneous Revenues

DEPT/DIV: MISCELLANEOUS - NON-DEPARTMENTAL

	(1) 2021 Actual	(2) 2022 Adopted Budget	(3) 2022 Budget Adopted & Modified 6/30	(4) 2022 Actual as of 6/30	(5) 2022 Projected at 12/31	(6) Executive Proposed Budget	(7) Finance and Admin Comm Adj.	(8) 2023 Proposed Operating and Capital Budget
Personnel	247,745	255,450	290,450	182,728	348,590	205,677	(25,000)	180,677
Contractual	0	0	0	0	0	150,000	0	150,000
Fixed Charges	(8,333)	2,339	2,339	27,794	27,794	2,339	0	2,339
Grants/Contributions	3,000	0	0	36	36	0	0	0
Cost Allocation	656,661	0	16,467,618	16,467,618	16,467,618	0	0	0
Total Expenses for Reporting Unit	899,073	257,789	16,760,407	16,678,176	16,844,038	358,016	(25,000)	333,016
Total Revenue for Reporting Unit	(27,320,327)	(24,664,103)	(24,699,103)	(7,099,574)	(25,334,021)	(27,750,978)	0	(27,750,978)
Total Levy for Reporting Unit	(26,421,254)	(24,406,314)	(7,938,696)	9,578,601	(8,489,983)	(27,392,962)	(25,000)	(27,417,962)

DEPT/DIV: MISCELLANEOUS - NON-DEPARTMENTAL

REPORTING UNIT: NON-DEPARTMENTAL

FUND: 100 DIVISION - SUBDIVISION #: 100-1030

		(1)	(2)	(3)	(4)	(5)	(6)	(7)	(8)
		2021	2022	2022 Budget	2022	2022	Executive	Finance and	2023 Proposed
		Actual	Adopted	Adopted &	Actual	Projected	Proposed	Admin Comm	Operating and
Account Description:	Account		Budget	Modified 6/30	as of 6/30	at 12/31	Budget	Adj.	Capital Budget
SALARIES	511100	406	0	0	81	160	(700,000)	0	(700,000)
SALARIES-OVERTIME	511200	3,513	0	0	0	0	0	0	0
SALARIES-TEMPORARY	511500	92,580	0	0	14,739	30,000	0	0	0
FICA	515100	4,670	0	0	1,134	2,300	0	0	0
RETIREMENT	515200	(44)	0	0	805	1,600	0	0	0
MEDICAL INSURANCE	515400	469	(139,000)	(139,000)	0	0	0	0	0
LIFE INSURANCE	515500	0	0	0	38	80	0	0	0
WORKERS COMPENSATION	515600	0	0	0	0	0	0	(25,000)	(25,000)
SALARY/BENEFITS	515650	0	80,000	115,000	30,702	0	580,000	0	580,000
INTERDEPT PERSONNEL CHARGES	519990	146,152	314,450	314,450	135,229	314,450	325,677	0	325,677
Appropriations Unit: Personnel		247,745	255,450	290,450	182,728	348,590	205,677	(25,000)	180,677
OTHER PROFESSIONAL SERVICES	521900	0	0	0	0	0	150,000	0	150,000
Appropriations Unit: Contractual		0	0	0	0	0	150,000	0	150,000
EMPLOYEE BONDING	552200	2,339	2,339	2,339	2,339	2,339	2,339	0	2,339
TAXES	559100	(10,672)	0	0	25,455	25,455	0	0	0
Appropriations Unit: Fixed Charges		(8,333)	2,339	2,339	27,794	27,794	2,339	0	2,339
PRIOR YEAR EXPENSE	574000	3,000	0	0	0	0	0	0	0
MISCELLANEOUS EXPENSE	575070	0	0	0	36	36	0	0	0
Appropriations Unit: Grants/Contributions		3,000	0	0	36	36	0	0	0
OPERATING TRANSFER OUT	599991	656,661	0	16,467,618	16,467,618	16,467,618	0	0	0
Appropriations Unit: Cost Allocation		656,661	0	16,467,618	16,467,618	16,467,618	0	0	0
Total Expense for Reporting Unit		899,073	257,789	16,760,407	16,678,176	16,844,038	358,016	(25,000)	333,016

REPORTING UNIT:	REVENUE: NON-DEPARTMENTAL
FUND: 100	DIVISION - SUBDIVISION #: 100-1030

Account Description:	Account	(1) 2021 Actual	(2) 2022 Adopted Budget	(3) 2022 Budget Adopted & Modified 6/30	(4) 2022 Actual as of 6/30	(5) 2022 Projected at 12/31	(6) Executive Proposed Budget	(7) Finance and Admin Comm Adj.	(8) 2023 Proposed Operating and Capital Budget
SALES TAX	441200	19,231,034	18,931,500	18,931,500	6,346,702	19,800,000	21,200,000	0	21,200,000
SALES TAX RETAINED BY COUNTY	441210	124	110	110	65	110	110	0	110
SALE OF COPIES	441270	203	100	100	2,319	2,319	100	0	100
PAYMENT IN LIEU OF TAXES	442120	29,860	31,907	31,907	31,087	31,087	34,973	0	34,973
STATE SHARED TAXES	442210	3,404,861	4,029,000	4,029,000	508,435	3,850,000	4,008,164	0	4,008,164
INDIRECT COSTS REVENUE	442350	930,680	818,000	818,000	201,503	818,000	783,000	0	783,000
INDIRECT COSTS REVENUE JOINT SEI	442351	75,567	76,052	76,052	0	76,052	111,158	0	111,158
ARPA FEDERAL GRANT	443293	0	200,000	235,000	0	235,000	860,000	0	860,000
LAND FILL TIPPING FEE	444270	163,474	165,000	165,000	42,692	165,000	175,000	0	175,000
CITY PAYMENT-KPSB	444905	378,955	379,934	379,934	0	379,934	395,973	0	395,973
PAYROLL DEDUCTION REVENUE	445760	1,795	3,000	3,000	1,002	2,500	2,500	0	2,500
PROFIT/LOSS TAX DEED SALE	448310	(142,104)	0	0	(39,611)	(55,981)	0	0	0
SUNDRY DEPT REVENUE	448520	13,005	25,000	25,000	2,263	25,000	25,000	0	25,000
NSF SERVICE FEE	448530	2,595	4,500	4,500	3,119	5,000	5,000	0	5,000
RESERVES	449990	0	0	0	0	0	150,000	0	150,000
OPERATING TRANSFER IN	449991	3,230,278	0	0	0	0	0	0	0
Appropriations Unit: Revenue		27,320,327	24,664,103	24,699,103	7,099,574	25,334,021	27,750,978	0	27,750,978
Total Funding for Reporting Unit		27,320,327	24,664,103	24,699,103	7,099,574	25,334,021	27,750,978	0	27,750,978

Total Expenses for Reporting Unit	899,073	257,789	16,760,407	16,678,176	16,844,038	358,016	(25,000)	333,016
Total Revenue for Reporting Unit	(27,320,327)	(24,664,103)	(24,699,103)	(7,099,574)	(25,334,021)	(27,750,978)	0	(27,750,978)
Total Levy for Reporting Unit		(24,406,314)			(8,489,983)	(27,392,962)	(25,000)	(27,417,962)

BOARD OF ADJUSTMENT

The Board of Adjustment is a quasi-judicial committee authorized by state statutes. It is made up of five citizen members, and is responsible for hearing variance requests and administrative appeals to the Kenosha County General Zoning and Shoreland/Floodplain Zoning Ordinance. This committee also serves as the Sanitary Board of Appeals on variance matters relating the county's on-site waste disposal ordinance.

DEPT/DIV: MISCELLANEOUS - BOARD OF ADJUSTMENT

	(1) 2021 Actual	(2) 2022 Adopted Budget	(3) 2022 Budget Adopted & Modified 6/30	(4) 2022 Actual as of 6/30	(5) 2022 Projected at 12/31	(6) 2023 Proposed Operating and Capital Budget
Personnel	1,669	3,715	3,715	377	1,650	3,715
Contractual	0	20,000	20,000	0	2,000	20,000
Supplies	519	1,475	1,475	308	1,000	1,200
Total Expenses for Reporting Unit	2,188	25,190	25,190	685	4,650	24,915
Total Revenue for Reporting Unit	0	(20,000)	(20,000)	0	0	(20,000)
Total Levy for Reporting Unit	2,188	5,190			4,650	4,915

DEPT/DIV: MISCELLANEOUS - BOARD OF ADJUSTMENT

REPORTING UNIT: BOARD OF ADJUSTMENT

FUND: 100 DIVISION - SUBDIVISION #: 820-8250

		(1)	(2)	(3)	(4)	(5)	(6)
		2021	2022	2022 Budget	2022	2022	2023 Proposed
Account Description:	Account	Actual	Adopted Budget	Adopted & Modified 6/30	Actual as of 6/30	Projected at 12/31	Operating and Capital Budget
PER DIEM	514100	1,550	3,450	3,450	350	1,500	3,450
FICA	515100	119	265	265	27	150	265
Appropriations Unit: Personnel		1,669	3,715	3,715	377	1,650	3,715
LEGAL FEES	521200	0	20,000	20,000	0	2,000	20,000
Appropriations Unit: Contractual		0	20,000	20,000	0	2,000	20,000
MILEAGE & TRAVEL	533900	519	1,475	1,475	308	1,000	1,200
Appropriations Unit: Supplies		519	1,475	1,475	308	1,000	1,200
Total Expense for Reporting Unit		2,188	25,190	25,190	685	4,650	24,915

REPORTING UNIT: REVENUE: BOARD OF ADJUSTMENT

FUND: 100 DIVISION - SUBDIVISION #: 820-8250

		(1)	(2)	(3)	(4)	(5)	(6)
		2021	2022	2022 Budget	2022	2022	2023 Proposed
Account Description:	Account	Actual	Adopted Budget	Adopted & Modified 6/30	Actual as of 6/30	Projected at 12/31	Operating and Capital Budget
CARRYOVER	449980	0	20,000	20,000	0	0	20,000
Appropriations Unit: Revenue		0	20,000	20,000	0	0	20,000
Total Funding for Reporting Unit		0	20,000	20,000	0	0	20,000

Total Expenses for Reporting Unit	2,188	25,190	25,190	685	4,650	24,915
Total Revenue for Reporting Unit	0	(20,000)	(20,000)	0	0	(20,000)
Total Levy for Reporting Unit	2,188	5,190			4,650	4,915

INSURANCES

MISSION STATEMENT

Consistent with its mission to provide competitive and comprehensive compensation packages, the Division of Human Resources manages the County's employee benefits, including self-insured health plans, dental and vision coverage, an employee assistance program, self-insured worker's compensation, and a short-term disability plan.

INSURANCE

DIVISION	POSITION TITLE	CLASS TYPE	2019	2020	2021	2022	2023
	ASST DIRECTOR HUMAN RESOURCES	E9	0.00	0.00	0.50	0.50	0.50
	HUMAN RESOURCES BUSINESS PARTNER	E7	0.50	0.50	0.00	0.00	0.00
	HUMAN RESOURCES SPECIALIST	E3	0.50	0.50	0.50	0.50	0.50
	FIRST ASSISTANT CORP. COUNSEL	E13	0.15	0.15	0.15	0.15	0.15
	EXECUTIVE SECRETARY	NE6	0.15	0.15	0.15	0.15	0.15
DIVISION TOTAL			1.30	1.30	1.30	1.30	1.30



County of Kenosha Insurance



DEPT/DIV: MISCELLANEOUS - INSURANCES - HEALTH INSURANCE

	(1) 2021 Actual	(2) 2022 Adopted Budget	(3) 2022 Budget Adopted & Modified 6/30	(4) 2022 Actual as of 6/30	(5) 2022 Projected at 12/31	(6) Executive Proposed Budget	(7) Finance and Admin Comm/ Cty Board Adj.	(8) 2023 Proposed Operating and Capital Budget
Personnel	34,738	46,678	46,678	21,858	46,697	48,339	0	48,339
Contractual	88,739	0	0	0	0	0	0	0
Grants/Contributions	22,115,848	22,916,882	22,916,882	12,660,290	22,931,863	23,176,343	51,380	23,227,723
Total Expenses for Reporting Unit	22,239,325	22,963,560	22,963,560	12,682,149	22,978,560	23,224,682	51,380	23,276,062
Total Revenue for Reporting Unit	(22,239,325)	(22,963,560)	(22,963,560)	(10,713,607)	(22,978,560)	(23,224,682)	(51,380)	(23,276,062)
Total Levy for Reporting Unit	0	0	0	1,968,541	0	0	0	0

DEPT/DIV: MISCELLANEOUS - INSURANCES - HEALTH INSURANCE

REPORTING UNIT: HEALTH INSURANCE

FUND: 110 DIVISION - SUBDIVISION #: 910-9100

		(1)	(2)	(3)	(4)	(5)	(6)	(7)	(8)
		2021	2022	2022 Budget	2022	2022	Executive	Finance and	2023 Proposed
		Actual	Adopted	Adopted &	Actual	Projected	Proposed	Admin Comm/	Operating and
Account Description:	Account		Budget	Modified 6/30	as of 6/30	at 12/31	Budget	Cty Board Adj.	Capital Budget
SALARIES	511100	22,080	29,723	29,723	13,542	29,723	30,930	0	30,930
FICA	515100	1,622	2,274	2,274	1,028	2,274	2,366	0	2,366
RETIREMENT	515200	1,488	1,932	1,932	880	1,932	2,103	0	2,103
MEDICAL INSURANCE	515400	9,511	12,720	12,720	6,360	12,720	12,845	0	12,845
LIFE INSURANCE	515500	36	29	29	48	48	95	0	95
Appropriations Unit: Personnel		34,738	46,678	46,678	21,858	46,697	48,339	0	48,339
OTHER PROFESSIONAL SERVICES	521900	88,739	0	0	0	0	0	0	0
Appropriations Unit: Contractual		88,739	0	0	0	0	0	0	0
PRIOR YEAR EXPENSE	574000	(1,020,482)	0	0	0	0	0	0	0
HEALTH FLEX EXPENSE	575030	410,039	400,000	400,000	195,732	400,000	400,000	0	400,000
SELF-INSURED ADMIN. EXPENSE	575051	3,101,256	3,100,000	3,100,000	1,050,450	3,200,000	3,200,000	0	3,200,000
CONSULTING EXPENSE	575060	47,577	45,000	45,000	24,151	45,000	45,000	0	45,000
PREMIUM/CLAIM EXP-CNTY PAID	575080	15,579,105	15,281,882	15,281,882	9,155,127	15,396,863	15,491,343	51,380	15,542,723
PRESCRIPTION EXP CO-PAID	575085	3,103,768	3,250,000	3,250,000	1,698,537	3,050,000	3,200,000	0	3,200,000
DENTAL EXPENSE	575088	110,200	0	0	0	0	0	0	0
PREM EXPENSE-SELF PD (RET/COBR)	575090	160,012	0	0	0	0	0	0	0
RETIREE PASSTHRU PREMIUM EXP	575155	12	0	0	0	0	0	0	0
SELF-PD DENTAL PASSTHRU PREMIU	575165	478,445	760,000	760,000	490,339	760,000	760,000	0	760,000
VISION INSURANCE PREMIUM	575170	75,915	80,000	80,000	45,953	80,000	80,000	0	80,000
IBNR ADJUSTMENT EXPENSE	575300	70,000	0	0	0	0	0	0	0
Appropriations Unit: Grants/Contributions		22,115,848	22,916,882	22,916,882	12,660,290	22,931,863	23,176,343	51,380	23,227,723
Total Expense for Reporting Unit		22,239,325	22,963,560	22,963,560	12,682,149	22,978,560	23,224,682	51,380	23,276,062

REPORTING UNIT:	REVENUE: HEALTH INSURANCE
FUND: 110	DIVISION - SUBDIVISION #: 910-9100

Account Description:	Account	(1) 2021 Actual	(2) 2022 Adopted Budget	(3) 2022 Budget Adopted & Modified 6/30	(4) 2022 Actual as of 6/30	(5) 2022 Projected at 12/31	(6) Executive Proposed Budget	(7) Finance and Admin Comm/ Cty Board Adj.	(8) 2023 Proposed Operating and Capital Budget
DSS SPECIAL REVENUE	442990	42,591	120,000	120,000	13,630	100,000	100,000	0	100,000
EMPLOYEE HEALTH PREMIUMS	449500	17,616,528	17,770,570	17,770,570	8,218,650	17,770,570	17,966,692	51,380	18,018,072
EMPLOYEE PAID DEPENDENT CARE	449530	47,532	50,000	50,000	32,881	50,000	50,000	0	50,000
EMPLOYEE PAID HEALTH FLEX SPEN	449540	348,059	350,000	350,000	186,936	350,000	350,000	0	350,000
RETIREE HEALTH	449550	347,570	280,000	280,000	191,167	280,000	280,000	0	280,000
COBRA(SELF-PAY) HEALTH PREMIUM	449560	0	46,000	46,000	6,467	46,000	46,000	0	46,000
RETIREE HEALTH PREMIUM COUNTY	449570	2,031,022	2,091,990	2,091,990	1,070,273	2,091,990	2,141,990	0	2,141,990
EMPLOYEE PREMIUM CONTRIBUTION	449585	1,252,398	1,450,000	1,450,000	679,903	1,450,000	1,450,000	0	1,450,000
EMPLOYEE PAID VISION INSURANCE	449590	75,179	80,000	80,000	38,920	80,000	80,000	0	80,000
DENTAL INSURANCE REVENUE	449610	478,445	725,000	725,000	274,782	760,000	760,000	0	760,000
Appropriations Unit: Revenue		22,239,325	22,963,560	22,963,560	10,713,607	22,978,560	23,224,682	51,380	23,276,062
Total Funding for Reporting Unit		22,239,325	22,963,560	22,963,560	10,713,607	22,978,560	23,224,682	51,380	23,276,062
<hr/>									
Total Expenses for Reporting Unit		22,239,325	22,963,560	22,963,560	12,682,149	22,978,560	23,224,682	51,380	23,276,062
Total Revenue for Reporting Unit		(22,239,325)	(22,963,560)	(22,963,560)	(10,713,607)	(22,978,560)	(23,224,682)	(51,380)	(23,276,062)
Total Levy for Reporting Unit			0			0	0	0	0

DEPT/DIV: MISCELLANEOUS - INSURANCES - HEALTH INSURANCE - COUNTY PAID RETIREE

	(1) 2021 <u>Actual</u>	(2) 2022 Adopted <u>Budget</u>	(3) 2022 Budget Adopted & <u>Modified 6/30</u>	(4) 2022 Actual <u>as of 6/30</u>	(5) 2022 Projected <u>at 12/31</u>	(6) 2023 Proposed Operating and <u>Capital Budget</u>
Personnel	1,755,586	2,091,990	2,091,990	1,070,273	2,091,990	2,141,990
Total Expenses for Reporting Unit	1,755,586	2,091,990	2,091,990	1,070,273	2,091,990	2,141,990
Total Revenue for Reporting Unit	(20,909)	0	0	0	0	0
Total Levy for Reporting Unit	1,734,677	2,091,990			2,091,990	2,141,990

DEPT/DIV: MISCELLANEOUS - INSURANCES - HEALTH INSURANCE - COUNTY PAID RETIREE

REPORTING UNIT: HEALTH INSURANCE - COUNTY PAID RETIREE

FUND: 100 DIVISION - SUBDIVISION #: 910-9115

		(1)	(2)	(3)	(4)	(5)	(6)
		2021	2022	2022 Budget	2022	2022	2023 Proposed
Account Description:	Account	Actual	Adopted Budget	Adopted & Modified 6/30	Actual as of 6/30	Projected at 12/31	Operating and Capital Budget
MEDICAL INSURANCE	515400	0	2,091,990	2,091,990	0	2,091,990	2,141,990
MEDICAL INS/DHS-BRK	515401	0	0	0	111,300	0	0
MEDICAL INS/DHS-HLTH	515403	0	0	0	14,840	0	0
MEDICAL INS/DHS-CFS	515404	151,452	0	0	96,107	0	0
MEDICAL INS/SHRF	515405	1,002,959	0	0	574,255	0	0
MEDICAL INS/DPW-FAC	515407	92,619	0	0	38,513	0	0
MEDICAL INS/DPW-HWY	515408	235,324	0	0	98,580	0	0
MEDICAL INS/DPW-PKS	515411	86,448	0	0	38,160	0	0
MEDICAL INS/CIRC	515413	62,433	0	0	38,098	0	0
MEDICAL INS/DA	515417	13,892	0	0	5,300	0	0
MEDICAL INS/ADMIN	515418	110,459	0	0	55,120	0	0
Appropriations Unit: Personnel		1,755,586	2,091,990	2,091,990	1,070,273	2,091,990	2,141,990
Total Expense for Reporting Unit		1,755,586	2,091,990	2,091,990	1,070,273	2,091,990	2,141,990

REPORTING UNIT: REVENUE: HEALTH INSURANCE - COUNTY PAID RETIREE

FUND: 100 DIVISION - SUBDIVISION #: 910-9115

		(1)	(2)	(3)	(4)	(5)	(6)
		2021	2022	2022 Budget	2022	2022	2023 Proposed
Account Description:	Account	Actual	Adopted Budget	Adopted & Modified 6/30	Actual as of 6/30	Projected at 12/31	Operating and Capital Budget
RETIREE HEALTH PREMIUM COUNTY PAI	449570	20,909	0	0	0	0	0
Appropriations Unit: Revenue		20,909	0	0	0	0	0
Total Funding for Reporting Unit		20,909	0	0	0	0	0

Total Expenses for Reporting Unit	1,755,586	2,091,990	2,091,990	1,070,273	2,091,990	2,141,990
Total Revenue for Reporting Unit	(20,909)	0	0	0	0	0
Total Levy for Reporting Unit	1,734,677	2,091,990			2,091,990	2,141,990

DEPT/DIV: MISCELLANEOUS - INSURANCES - WORKERS COMPENSATION INSURANCE

	(1) 2021 Actual	(2) 2022 Adopted Budget	(3) 2022 Budget Adopted & Modified 6/30	(4) 2022 Actual as of 6/30	(5) 2022 Projected at 12/31	(6) Executive Proposed Budget	(7) Finance and Admin Comm Adj.	(8) 2023 Proposed Operating and Capital Budget
Personnel	62,992	65,284	65,284	30,267	65,284	67,528	0	67,528
Contractual	15,778	17,000	17,000	10,278	17,000	17,000	0	17,000
Supplies	0	500	500	0	500	500	0	500
Grants/Contributions	1,604,315	1,578,216	1,578,216	376,348	1,569,816	1,584,972	(25,000)	1,559,972
Total Expenses for Reporting Unit	1,683,084	1,661,000	1,661,000	416,892	1,652,600	1,670,000	(25,000)	1,645,000
Total Revenue for Reporting Unit	(1,683,084)	(1,661,000)	(1,661,000)	(1,559,336)	(1,652,600)	(1,670,000)	25,000	(1,645,000)
Total Levy for Reporting Unit	0	0	0	(1,142,443)	0	0	0	0

DEPT/DIV: MISCELLANEOUS - INSURANCES - WORKERS COMPENSATION INSURANCE

REPORTING UNIT: WORKERS COMPENSATION INSURANCE

FUND: 111 DIVISION - SUBDIVISION #: 910-9130

		(1)	(2)	(3)	(4)	(5)	(6)	(7)	(8)
		2021	2022	2022 Budget	2022	2022	Executive	Finance and	2023 Proposed
		Actual	Adopted	Adopted &	Actual	Projected	Proposed	Admin Comm	Operating and
Account Description:	Account		Budget	Modified 6/30	as of 6/30	at 12/31	Budget	Adj.	Capital Budget
SALARIES	511100	44,513	46,020	46,020	20,995	46,020	47,746	0	47,746
FICA	515100	3,306	3,521	3,521	1,529	3,521	3,653	0	3,653
RETIREMENT	515200	3,000	2,991	2,991	1,365	2,991	3,247	0	3,247
MEDICAL INSURANCE	515400	12,140	12,720	12,720	6,360	12,720	12,845	0	12,845
LIFE INSURANCE	515500	32	32	32	19	32	37	0	37
Appropriations Unit: Personnel		62,992	65,284	65,284	30,267	65,284	67,528	0	67,528
OTHER PROFESSIONAL SERVICES	521900	15,778	17,000	17,000	10,278	17,000	17,000	0	17,000
Appropriations Unit: Contractual		15,778	17,000	17,000	10,278	17,000	17,000	0	17,000
STAFF DEVELOPMENT	543340	0	500	500	0	500	500	0	500
Appropriations Unit: Supplies		0	500	500	0	500	500	0	500
WORKERS COMPENSATION CLAIMS	575100	951,648	1,315,216	1,315,216	220,915	1,342,993	1,349,972	(25,000)	1,324,972
WORKERS COMP. LOST WAGES	575140	97,727	110,000	110,000	44,080	100,000	100,000	0	100,000
PROTECTIVE EQUIPMENT	575150	44,627	35,000	35,000	19,530	35,000	35,000	0	35,000
EXCESS W/C INSURANCE PREMIUM	575160	106,732	118,000	118,000	91,823	91,823	100,000	0	100,000
IBNR ADJUSTMENT EXPENSE	575300	403,581	0	0	0	0	0	0	0
Appropriations Unit: Grants/Contributions		1,604,315	1,578,216	1,578,216	376,348	1,569,816	1,584,972	(25,000)	1,559,972
Total Expense for Reporting Unit		1,683,084	1,661,000	1,661,000	416,892	1,652,600	1,670,000	(25,000)	1,645,000

REPORTING UNIT: REVENUE: WORKERS COMPENSATION INSURANCE

FUND: 111 DIVISION - SUBDIVISION #: 910-9130

		(1)	(2)	(3)	(4)	(5)	(6)	(7)	(8)
		2021	2022	2022 Budget	2022	2022	Executive	Finance and	2023 Proposed
		Actual	Adopted	Adopted &	Actual	Projected	Proposed	Admin Comm	Operating and
Account Description:	Account		Budget	Modified 6/30	as of 6/30	at 12/31	Budget	Adj.	Capital Budget
INTEREST INCOME	448170	5,439	30,000	30,000	6,864	20,000	20,000	0	20,000
WORKERS COMP. INSURANCE	449600	1,618,920	1,501,000	1,501,000	1,532,600	1,532,600	1,550,000	(25,000)	1,525,000
STOP LOSS REIMBURSEMENT	449620	58,726	130,000	130,000	19,872	100,000	100,000	0	100,000
Appropriations Unit: Revenue		1,683,084	1,661,000	1,661,000	1,559,336	1,652,600	1,670,000	(25,000)	1,645,000

Total Funding for Reporting Unit	1,683,084	1,661,000	1,661,000	1,559,336	1,652,600	1,670,000	(25,000)	1,645,000
<hr/>								
Total Expenses for Reporting Unit	1,683,084	1,661,000	1,661,000	416,892	1,652,600	1,670,000	(25,000)	1,645,000
Total Revenue for Reporting Unit	(1,683,084)	(1,661,000)	(1,661,000)	(1,559,336)	(1,652,600)	(1,670,000)	25,000	(1,645,000)
Total Levy for Reporting Unit	<hr/>							
		0			0	0	0	0
<hr/>								

DEPT/DIV: MISCELLANEOUS - INSURANCES - LIABILITY INSURANCE

	(1) 2021 Actual	(2) 2022 Adopted Budget	(3) 2022 Budget Adopted & Modified 6/30	(4) 2022 Actual as of 6/30	(5) 2022 Projected at 12/31	(6) 2023 Proposed Operating and Capital Budget
Personnel	35,307	36,565	36,565	0	36,565	37,828
Grants/Contributions	796,185	1,064,703	1,064,703	830,272	1,103,689	1,188,440
Total Expenses for Reporting Unit	831,492	1,101,268	1,101,268	830,272	1,140,254	1,226,268
Total Revenue for Reporting Unit	(831,492)	(1,101,268)	(1,101,268)	(1,063,051)	(1,080,509)	(1,226,268)
Total Levy for Reporting Unit	0	0			59,745	0

DEPT/DIV: MISCELLANEOUS - INSURANCES - LIABILITY INSURANCE

REPORTING UNIT: LIABILITY INSURANCE

FUND: 112 DIVISION - SUBDIVISION #: 910-9160

		(1)	(2)	(3)	(4)	(5)	(6)
		2021	2022	2022 Budget	2022	2022	2023 Proposed
Account Description:	Account	Actual	Adopted Budget	Adopted & Modified 6/30	Actual as of 6/30	Projected at 12/31	Operating and Capital Budget
SALARIES	511100	24,715	25,319	25,319	0	25,319	26,286
FICA	515100	1,545	1,937	1,937	0	1,937	2,011
RETIREMENT	515200	1,604	1,645	1,645	0	1,645	1,787
MEDICAL INSURANCE	515400	7,410	7,632	7,632	0	7,632	7,708
LIFE INSURANCE	515500	33	32	32	0	32	36
Appropriations Unit: Personnel		35,307	36,565	36,565	0	36,565	37,828
WMMIC PREMIUM	575200	521,128	550,000	550,000	588,686	588,689	650,000
LIABILITY CLAIMS PAID	575210	361,413	514,703	514,703	241,586	515,000	538,440
IBNR ADJUSTMENT EXPENSE	575300	(86,356)	0	0	0	0	0
Appropriations Unit: Grants/Contri		796,185	1,064,703	1,064,703	830,272	1,103,689	1,188,440
Total Expense for Reporting Unit		831,492	1,101,268	1,101,268	830,272	1,140,254	1,226,268

REPORTING UNIT: REVENUE: LIABILITY INSURANCE

FUND: 112 DIVISION - SUBDIVISION #: 910-9160

		(1)	(2)	(3)	(4)	(5)	(6)
		2021	2022	2022 Budget	2022	2022	2023 Proposed
Account Description:	Account	Actual	Adopted Budget	Adopted & Modified 6/30	Actual as of 6/30	Projected at 12/31	Operating and Capital Budget
LIABILITY INSURANCE INTEREST	448130	1,484	3,500	3,500	1,042	3,500	3,500
LIABILITY INSURANCE REVENUE	449650	773,913	997,768	997,768	997,768	997,768	1,122,768
OPERATING DIVIDEND	449660	19,809	50,000	50,000	39,197	39,197	50,000
INTEREST ON SIR ACCOUNT	449670	7,843	15,000	15,000	0	15,000	15,000
CAPITAL DIVIDEND	449680	28,442	35,000	35,000	25,044	25,044	35,000
Appropriations Unit: Revenue		831,492	1,101,268	1,101,268	1,063,051	1,080,509	1,226,268
Total Funding for Reporting Unit		831,492	1,101,268	1,101,268	1,063,051	1,080,509	1,226,268

Total Expenses for Reporting Unit	831,492	1,101,268	1,101,268	830,272	1,140,254	1,226,268
Total Revenue for Reporting Unit	(831,492)	(1,101,268)	(1,101,268)	(1,063,051)	(1,080,509)	(1,226,268)
Total Levy for Reporting Unit	0	0			59,745	0

This page left blank intentionally

DEBT SERVICE

This budget contains the principal and interest payments due in 2023 on general obligation debt that Kenosha County has outstanding at the present time.

	Total	Governmental	Proprietary
Principal	17,915,000	16,885,000	1,030,000
Interest	4,407,798	3,827,948	579,850
Total P&I per GO Debt Schedule	\$22,322,798	\$20,712,948	\$1,609,850
Less Credits:			
Governmental Reserves	(1,951,574)	(1,951,574)	0
Brookside – Proprietary Portion	(1,609,850)	0	(1,609,850)
Total Debt Service Levy	\$18,761,374	\$18,761,374	\$0

DEPT/DIV: MISCELLANEOUS - DEBT SERVICE

	(1) 2021 Actual	(2) 2022 Adopted Budget	(3) 2022 Budget Adopted & Modified 6/30	(4) 2022 Actual as of 6/30	(5) 2022 Projected at 12/31	(6) 2023 Proposed Operating and Capital Budget
Debt Service	19,007,900	19,421,504	19,421,504	6,756,939	19,423,104	20,712,948
Total Expenses for Reporting Unit	19,007,900	19,421,504	19,421,504	6,756,939	19,423,104	20,712,948
Total Revenue for Reporting Unit	(1,421,821)	(1,410,522)	(1,410,522)	0	(1,410,522)	(1,951,574)
Total Levy for Reporting Unit	17,586,078	18,010,982			18,012,582	18,761,374

DEPT/DIV: MISCELLANEOUS - DEBT SERVICE
REPORTING UNIT: DEBT SERVICE
FUND: 300 DIVISION - SUBDIVISION #: 950-9510

		(1)	(2)	(3)	(4)	(5)	(6)
		2021	2022	2022 Budget	2022	2022	2023 Proposed
Account Description:	Account	Actual	Adopted Budget	Adopted & Modified 6/30	Actual as of 6/30	Projected at 12/31	Operating and Capital Budget
GENERAL-PRINCIPAL	561200	15,680,000	15,895,000	15,895,000	4,655,000	15,895,000	16,885,000
GENERAL INTEREST	562200	3,282,130	3,526,504	3,526,504	2,100,339	3,526,504	3,827,948
DEBT SERVICE CHARGES	569100	45,770	0	0	1,600	1,600	0
Appropriations Unit:	Debt Service	19,007,900	19,421,504	19,421,504	6,756,939	19,423,104	20,712,948
Total Expense for Reporting Unit		19,007,900	19,421,504	19,421,504	6,756,939	19,423,104	20,712,948

REPORTING UNIT: REVENUE: DEBT SERVICE
FUND: 300 DIVISION - SUBDIVISION #: 950-9510

		(1)	(2)	(3)	(4)	(5)	(6)
		2021	2022	2022 Budget	2022	2022	2023 Proposed
Account Description:	Account	Actual	Adopted Budget	Adopted & Modified 6/30	Actual as of 6/30	Projected at 12/31	Operating and Capital Budget
PREMIUM ON BONDS	449030	1,421,821	1,410,522	1,410,522	0	1,410,522	1,951,574
Appropriations Unit:	Revenue	1,421,821	1,410,522	1,410,522	0	1,410,522	1,951,574
Total Funding for Reporting Unit		1,421,821	1,410,522	1,410,522	0	1,410,522	1,951,574

Total Expenses for Reporting Unit	19,007,900	19,421,504	19,421,504	6,756,939	19,423,104	20,712,948
Total Revenue for Reporting Unit	(1,421,821)	(1,410,522)	(1,410,522)	0	(1,410,522)	(1,951,574)
Total Levy for Reporting Unit	17,586,078	18,010,982			18,012,582	18,761,374

KENOSHA COUNTY LIBRARY SYSTEM

2023 Budget Narrative

SYSTEM OVERVIEW:

Kenosha County Library System (KCLS) , often confused with Kenosha Public Library (KPL) , is a distinct entity. Kenosha County Library System is an agency of Kenosha County governed by Wisconsin Statutes Chapter 43 and is one of 16 library systems serving one or multiple counties in the state of Wisconsin. Kenosha County Library System is a one-county system and directly supports Community Library with locations in Twin Lakes and Salem, and the Kenosha Public Library's 4 locations serving the city of Kenosha by providing technology, training, delivery, and interlibrary loan services. Most library systems in Wisconsin cover multiple counties and carry administrative overhead. Kenosha County Library System is an exception to the rule, providing support to only one county and carrying no administrative overhead. The Kenosha Public Library staff and facilities serve as staff and location for the system at no charge to the system. This arrangement allows Kenosha County citizens to enjoy maximum benefits from shared system revenue without administrative expenses. To understand the true benefit of this arrangement, the 2022 budget for the Lakeshores Library System, serving Racine and Walworth counties, spends 62% of its funds on system administration. Following this model would use up \$1.6 million for KCLS administration, money that is currently allocated directly to member libraries for local benefit and shared resources.

Kenosha County Library System was created by state statute in 1981 to ensure that every citizen in the county has access to high quality public library service. The system's main responsibilities are to provide technology support to member libraries in the form of a wide area computer network, broadband and Internet access, delivery of library materials between libraries, a shared catalog system, interlibrary loan services, and continuing education opportunities for library staff. A critical function of the system is to manage county tax payments to member libraries for the service they provide to county residents who do not pay a local library tax. State statutes require counties to levy a library tax and reimburse public libraries for in-person use by county residents who do not pay directly to the libraries they use. The City of Kenosha levies a library tax on city residents for the Kenosha Public Library. The Town of Randall, and villages of Paddock Lake, Twin Lakes, and Salem Lakes pay for the operation of Community Library as part of a Joint Library Agreement. Residents of these municipalities are exempt from county library tax. All other Kenosha County residents pay a county tax for library service based on actual use of the libraries in the county. This "nonresident" use is considerable. In 2021, 24% of Kenosha Public Library's total circulation was to county residents who do not pay city tax directly to Kenosha Public Library, including the residents of Pleasant Prairie, Bristol, and Somers. Likewise, 16% of Community Library's 2021 circulation was to county residents who do not pay tax to the Community Library. Reimbursements ease the financial strain on local budgets for the expansion of collections and services necessary to accommodate this additional use and ensure that every citizen in the county enjoys full public library service.

Kenosha County Library System is governed by a board of 7 county residents appointed by the County Executive and receives its funding from the state, from Racine and Walworth counties for service to their residents, and from Kenosha County. Under the Board's guidance, the System cooperates in resource sharing agreements with neighboring library systems to enhance library services and reduce costs. Lakeshores Library System (Racine and Walworth Counties), Arrowhead Library System (Rock County), and Kenosha County Library System share a computer ILS (Integrated Library System) of patron accounts, catalog records, and modules for acquisitions, cataloging, inventory control, circulation, and serials management within a consortium called SHARE. Residents of all four counties have direct access to a combined collection of 1,671,562 items, including magazines, newspapers, books, audiobooks, music CDs, DVDs, as well as laptop computers, Kindles, Internet hotspots, and developmental kits for children. Shared electronic collections provide access to over 280,000 ebooks, audiobooks, videos, and music downloads. KCLS contracts with Lakeshores Library System to maintain and enhance the shared ILS at a considerable cost savings to member libraries. Local hardware maintenance of email and network servers, the telecommunications that allow network communication with all KCLS libraries, and the public Internet access provided by libraries to county residents, are all managed by Kenosha Public Library staff.

KPL staff also manage the selection and contracts for eight countywide joint purchases of digital collections, including electronic databases of magazines, newspaper and journal articles, music downloads, ebooks, electronic audiobooks, language instruction tutorials, job training classes, and test prep resources. The demand for these resources rose during the COVID-19 pandemic as county residents looked to enhance their work skills, pivoted to remote student learning, researched expert information on health and consumer issues, and read the latest literature from a distance. Joint purchasing leverages cost savings for these high-demand, high priced products. In 2021, these products were used 165,224 times.

WHAT'S NEW IN 2023

Kenosha County Library System has been instrumental in securing pandemic relief funding for local libraries. Through the Wisconsin Department of Public Instruction (DPI), KCLS applied for and received \$128,000 to enhance the meeting rooms at 6 library locations county-wide to support county residents' needs for virtual health appointments, job interviews, remote classrooms and telework. Three rounds of federal Emergency Connectivity Fund grant applications have provided 200 computers and data hotspots for one year checkout periods to county residents. These hotspot/ computer kits are a lifeline to students, workers, and low income elderly community members with no other means of home online access. As of the writing of this budget narrative, all units are checked out. The 2022 KCLS budget provided \$14,616 to support the data plans associated with those hotspots. In 2023, a federal Emergency Connectivity Fund grant will cover those costs.

Due to an increase in state funding and cross-border reimbursements from Lakeshores Library System, the county portion for shared county-wide resources is reduced for 2023.

Major Objectives of the 2023 KCLS Budget

1. Reimburse Kenosha County libraries for nonresident use.
2. Support the Kenosha County Library Computer Network.
3. Purchase digital resources for shared use by all Kenosha County residents.
4. Provide for interlibrary delivery of collection materials.

1. Reimburse Kenosha County Libraries for Nonresident Use

Reimbursement for Nonresident Use and the County Library Tax

All Kenosha County residents enjoy equal access to public libraries at six locations. The cost of open access is paid from County Library Tax revenue. The County Library Tax is levied only on those municipalities that do not maintain a local library. Calculations for reimbursements are based on the last full year of statistics available. For 2023 calculations, 2021 statistics were utilized. Reimbursement is only for checkout of physical library materials in-person. There is no reimbursement to libraries for non-resident attendance at library programs, use of public computers and Internet, or use of electronic resources such as ebooks and research databases. In 2021, libraries in Kenosha County circulated 169,984 items to Kenosha County residents paying county library tax.

Exempt statuses for the Villages of Salem Lakes, Twin Lakes, and Paddock Lake, and the Town of Randall are determined annually, and are contingent upon minimum direct payments by each municipality to the Community Library. The City of Kenosha is exempt from the County Library Tax for 2023.

Reimbursement Formula for Nonresident Use

Kenosha County uses a statewide formula to reimburse the Community Library and the Kenosha Public Library for the cost of open access. This formula is based on operating cost per circulation from the last completed year multiplied by the number of in-person circulations. 2021 circulation to nonresidents determines 2023 reimbursement.

Reimbursement for Cross-County Use Among Kenosha, Walworth, and Racine Counties

KCLS contracts with the Lakeshores Library System, the library system serving Racine and Walworth counties, to provide open access for Kenosha County residents at libraries in Racine and Walworth counties, as well as to provide Lakeshores Library System residents open access to Kenosha County libraries. Reimbursement is based on the average cost of circulation statewide. Circulation must be in-person at a library facility to be eligible for reimbursement. Curbside service is considered in-house use. Cross-border in-person circulation increased considerably post-pandemic, as expected. Cross-border agreements are a good bargain for Kenosha County, as we continue to earn more than twice the payments owed to Lakeshores Library System for cross-border use.

<i>Cross Border Borrowing Payments (based on actual in-person circulation)</i>			
	2022	2023	% Change
To LLS for Service to Kenosha County residents	\$71,875	\$94,611	32%
To KCLS for service to Lakeshores Library System residents	\$164,037	\$205,546	25%

2. Support the Kenosha County Library Computer Network

Share Costs of County Library Computer Network Central Site

KCLS maintains a county-wide network that supports public and staff computing for all six library locations in the county. County and state funding provide collective support for software and hardware costs for network maintenance and improvement, including the annual costs for the integrated library system (ILS). Through collective purchasing arrangements with Lakeshores Library System and Arrowhead Library System in a SHARE library consortium, KCLS is able to reduce the costs of the ILS contract and certain electronic educational resources. TEACH and WiscNet statewide contracts provide low cost telecommunications for public libraries. Due to grant-based relief funding through DPI, KCLS has been able to keep the county-wide computer network budget relatively steady for several years. The SHARE maintenance agreement with Lakeshores Library System remained unchanged since 2016 but has been increased this year under post-pandemic inflationary pressure.

Cost Breakdown for County Library Computer Network

	2022	2023	% Change	Explanation
Central Site ILS Contract	\$59,308	\$66,445	12%	vendor contract
SHARE Maintenance Agreement	\$29,291	\$34,997	19%	First increase since 2016
Countywide Computer Network	\$37,867	\$38,267	1%	DPI grant support offsets higher increase
Countywide Broadband/ Internet	\$16,750	\$13,600	-19%	service reduction
Hotspot Lending Program(Data plans)	\$14,616	0	-100%	ECC to cover costs in 2023
Total	\$157,822	\$153,309	-2.9%	

3. Purchase Shared Digital Resources

Electronic forms of books continue to rise in popularity and area students continue to rely on research databases that provide access to trusted sources of information. Access to these resources 24/7 via library websites has been in particularly high demand during the COVID-19

pandemic. Shared digital resources include a variety of reference and research tools such as genealogy databases, magazine and journal articles, consumer guides, health information, and independent film. They also include ebooks and audio books in the Wisconsin Public Library Consortium's Overdrive digital buying pool. Brainfuse, a product available through libraries to all county residents via KCLS, provides access to online tutors for K-12 and college level students. In 2023, KCLS will continue to support digital collection access through collective buying agreements that reduce the cost to member libraries. The cooperative purchase of these resources is very practical since they are not physically housed in any library and cannot be damaged through physical use. Instead, they are available over the Internet by all county residents at home, work, school, or any library building. \$79,133 is included in this budget to purchase these resources for use throughout the county.

4. Provide for Interlibrary Delivery of Collection Materials

System duties defined in Wisconsin Statutes include delivery service for transfer of library materials among member libraries and between statewide delivery hubs. The KCLS budget provides support for delivery service of library materials between Community Library and Kenosha Public Library and between Kenosha Public Library and Racine Public Library. The contract cost is slightly increased in 2023 due to an increase in fuel prices.

DEPT/DIV: MISCELLANEOUS - LIBRARY SYSTEM

	(1) 2021 Actual	(2) 2022 Adopted Budget	(3) 2022 Budget Adopted & Modified 6/30	(4) 2022 Actual as of 6/30	(5) 2022 Projected at 12/31	(6) 2023 Proposed Operating and Capital Budget
Contractual	273,870	285,798	285,798	285,298	285,798	286,809
Supplies	2,059,108	2,170,693	2,170,693	1,085,347	2,170,693	2,299,184
Total Expenses for Reporting Unit	2,332,978	2,456,491	2,456,491	1,370,645	2,456,491	2,585,993
Total Revenue for Reporting Unit	(599,703)	(655,655)	(655,655)	(573,637)	(655,655)	(737,000)
Total Levy for Reporting Unit	1,733,275	1,800,836			1,800,836	1,848,993

DEPT/DIV: MISCELLANEOUS - LIBRARY SYSTEM

REPORTING UNIT: LIBRARY SYSTEM

FUND: 250 DIVISION - SUBDIVISION #: 940-9410

		(1)	(2)	(3)	(4)	(5)	(6)
		2021	2022	2022 Budget	2022	2022	2023 Proposed
Account Description:	Account	Actual	Adopted Budget	Adopted & Modified 6/30	Actual as of 6/30	Projected at 12/31	Operating and Capital Budget
ACCOUNTING & AUDITING	521300	500	500	500	0	500	500
DATA PROCESSING COSTS	521400	273,370	285,298	285,298	285,298	285,298	286,309
Appropriations Unit: Contractual		273,870	285,798	285,798	285,298	285,798	286,809
COMMUNITY LIBRARY	534830	250,651	213,988	213,988	106,994	213,988	238,379
CONTRACTS	534850	77,569	71,875	71,875	35,938	71,875	94,611
RESOURCE LIBRARY SERVICE	534870	1,730,888	1,884,830	1,884,830	942,415	1,884,830	1,966,194
Appropriations Unit: Supplies		2,059,108	2,170,693	2,170,693	1,085,347	2,170,693	2,299,184
Total Expense for Reporting Unit		2,332,978	2,456,491	2,456,491	1,370,645	2,456,491	2,585,993

REPORTING UNIT: REVENUE: LIBRARY SYSTEM

FUND: 250 DIVISION - SUBDIVISION #: 940-9410

		(1)	(2)	(3)	(4)	(5)	(6)
		2021	2022	2022 Budget	2022	2022	2023 Proposed
Account Description:	Account	Actual	Adopted Budget	Adopted & Modified 6/30	Actual as of 6/30	Projected at 12/31	Operating and Capital Budget
COUNTY LIBRARY REVENUE	443550	425,455	491,618	491,618	491,618	491,618	531,454
LAKESHORE LIBRARY SYSTEM	443590	174,248	164,037	164,037	82,019	164,037	205,546
Appropriations Unit: Revenue		599,703	655,655	655,655	573,637	655,655	737,000
Total Funding for Reporting Unit		599,703	655,655	655,655	573,637	655,655	737,000

Total Expenses for Reporting Unit	2,332,978	2,456,491	2,456,491	1,370,645	2,456,491	2,585,993
Total Revenue for Reporting Unit	(599,703)	(655,655)	(655,655)	(573,637)	(655,655)	(737,000)
Total Levy for Reporting Unit	1,733,275	1,800,836			1,800,836	1,848,993

Grand Totals:

	(1) 2021 Actual	(2) 2022 Adopted Budget	(3) 2022 Budget Adopted & Modified 6/30	(4) 2022 Actual as of 6/30	(5) 2022 Projected at 12/31	(6) Executive Proposed Budget	(7) Finance and Admin Comm/ Cty Board Adj.	(8) 2023 Proposed Operating and Capital Budget
Grand Total All Expenses	286,363,799	305,072,416	345,644,606	138,152,236	298,010,683	277,628,496	(203,731)	277,424,765
Grand Total All Revenue	(230,536,100)	(230,530,673)	(254,587,245)	(62,403,648)	(195,996,329)	(201,684,640)	(18,624)	(201,703,264)
Grand Total All Levy		74,541,743			102,014,353	75,943,856	(222,355)	75,721,501

This page left blank intentionally

**Kenosha County
Five Year Capital Outlay/Budget Plan
2023-2027**

Table of Contents

	<u>Page</u>
Capital Outlay/Projects Plan.....	CIP 2
Outlay/Projects Plan Summary	
Five Year Summary	CIP 3
Financing for Budget Year.....	CIP 4
Executive	
Information Technology	CIP 5 - 6
Land Information	CIP 7 - 8
Department of Finance and Administration	
Economic Development - KABA	CIP 9 - 10
Department of Human Services	
Brookside Care Center	CIP 11 - 14
Office of Medical Examiner	CIP 15 - 16
Department of Public Works & Development Services	
Division of Facilities.....	CIP 17 - 34
Division of Golf.....	CIP 35 - 38
Division of Parks and Recreation	CIP 39 - 47
Division of Highway – Equipment	CIP 48 - 59
Division of Highway – Projects.....	CIP 60 – 68
Division of Planning & Development.....	CIP 69 - 70
Capital Projects	CIP 71 - 73
Department of Law Enforcement	
Sheriff	CIP 74 - 79
Joint Services	CIP 80 - 81
Summary Totals	CIP 82

Capital Outlay/Projects Plan

Mission:

- To plan for the long-term capital needs of Kenosha County.
- Provide the financial analysis and review of capital projects including but not limited to the following:
 - New construction
 - Improvements to existing construction
 - Infrastructure maintenance
 - Major equipment and machinery purchases and installation

Policy:

- Major capital outlay/projects are defined as active or proposed expenditures in one or more specified plan years of an amount usually in excess of \$25,000 for a permanent fixed asset (building, land, improvement, equipment, furniture, etc). The County also borrows for outlay/projects between \$5,000 and \$25,000.
- These capital projects place an emphasis on planning for rather than reacting to crisis situations. Every effort is made to find alternative financing and funding to reduce anticipated borrowing for these projects.
- Capital outlay/project listed in future years are shown for INFORMATIONAL PURPOSES ONLY, as they are intended to provide a guideline for capital spending for future years. Periodic modifications will occur based on funding availability or circumstances which may require a more immediate time frame. The future projects items listed illustrate the long-range continued need to maintain the County's infrastructure and fund a sound fiscal replacement plan for the County's permanent fixed assets.

Capital Outlay/Projects Plan Summary - Five Year Summary

Department	Division	2023	For Informational Purposes Only				Total
			2024	2025	2026	2027	
Executive	Information Technology	\$1,900,000	\$1,900,000	\$1,900,000	\$1,900,000	\$1,900,000	\$9,500,000
Executive	Land Information	\$0	\$0	\$88,500	\$0	\$88,500	\$177,000
Finance/Administration	Economic Development - KABA	\$600,000	\$250,000	\$250,000	\$250,000	\$250,000	\$1,600,000
Human Services	Brookside Care Center	\$1,979,000	\$375,000	\$75,000	\$75,000	\$75,000	\$2,579,000
Human Services	Medical Examiner	\$0	\$55,000	\$0	\$0	\$0	\$55,000
Public Works/Development Services	Facilities	\$4,177,000	\$4,455,000	\$5,337,000	\$1,750,000	\$950,000	\$16,669,000
Public Works/Development Services	Facilities - Safety Building	\$260,000	\$700,000	\$437,000	\$250,000	\$0	\$1,647,000
Public Works/Development Services	Facilities - Human Services	\$50,000	\$50,000	\$0	\$0	\$0	\$100,000
Public Works/Development Services	Golf	\$2,490,000	\$1,685,000	\$2,085,000	\$435,000	\$325,000	\$7,020,000
Public Works/Development Services	Parks	\$1,355,000	\$3,933,000	\$2,750,000	\$4,280,000	\$2,135,000	\$14,453,000
Public Works/Development Services	Highway	\$12,128,200	\$15,468,818	\$14,312,000	\$22,073,500	\$29,013,000	\$92,995,518
Public Works/Development Services	Planning & Development	\$0	\$6,438,000	\$7,000,000	\$0	\$0	\$13,438,000
Public Works/Development Services	Capital Projects	\$650,000	\$200,000	\$200,000	\$200,000	\$200,000	\$1,450,000
Law Enforcement	Sheriff	\$1,936,000	\$2,106,000	\$1,713,000	\$1,854,000	\$1,964,000	\$9,573,000
Law Enforcement	Joint Services	\$33,000	\$0	\$0	\$0	\$0	\$33,000
Total Capital Outlay/Project Expense		\$27,558,200	\$37,615,818	\$36,147,500	\$33,067,500	\$36,900,500	\$171,289,518

Funding Sources						
Bonding	\$19,500,000	\$22,500,000	\$22,500,000	\$22,500,000	\$22,000,000	\$109,000,000
Revenues	\$4,718,200	\$13,838,318	\$12,000,000	\$10,350,000	\$14,738,000	\$55,644,518
Carryover/Reserves	\$3,340,000	\$1,277,500	\$1,647,500	\$217,500	\$162,500	\$6,645,000
Levy	\$0	\$0	\$0	\$0	\$0	\$0

Capital Outlay/Projects Plan Summary - Financing for Budget Year

Department	Division	2023 Capital Outlay	2023 Bonding	2023 Revenues	2023 Carryover/Res	2023 Levy Funded
Executive	Information Technology	\$1,900,000	\$1,900,000	\$0	\$0	\$0
Finance & Administration	Economic Development - KABA	\$600,000	\$250,000	\$0	\$350,000	\$0
Human Services	Brookside Care Center	\$1,979,000	\$1,979,000	\$0	\$0	\$0
Public Works/Development Services	Facilities	\$4,177,000	\$4,077,000	\$100,000	\$0	\$0
Public Works/Development Services	Facilities- Safety Building	\$260,000	\$260,000	\$0	\$0	\$0
Public Works/Development Services	Facilities- Human Services	\$50,000	\$50,000	\$0	\$0	\$0
Public Works/Development Services	Golf	\$2,490,000	\$0	\$0	\$2,490,000	\$0
Public Works/Development Services	Parks	\$1,355,000	\$930,000	\$425,000	\$0	\$0
Public Works/Development Services	Highway	\$12,128,200	\$7,435,000	\$4,193,200	\$500,000	\$0
Public Works/Development Services	Capital Projects	\$650,000	\$650,000	\$0	\$0	\$0
Law Enforcement	Sheriff	\$1,936,000	\$1,936,000	\$0	\$0	\$0
Law Enforcement	Joint Services	\$33,000	\$33,000	\$0	\$0	\$0
Total Financing		\$27,558,200	\$19,500,000	\$4,718,200	\$3,340,000	\$0

Kenosha County Five Year Capital Outlay/Projects Plan

Department/Division Project Title	Project ID	2023 Budgeted Capital	2024 Information Only	2025 Information Only	2026 Information Only	2027 Information Only	Total Five Year
--------------------------------------	------------	-----------------------------	-----------------------------	-----------------------------	-----------------------------	-----------------------------	--------------------

EXECUTIVE

Information Technology Division

Information Technology Projects	Info Tech-1	\$1,900,000	\$1,900,000	\$1,900,000	\$1,900,000	\$1,900,000	\$9,500,000
Bonding		\$1,900,000	\$1,900,000	\$1,900,000	\$1,900,000	\$1,900,000	\$9,500,000
Revenue		\$0	\$0	\$0	\$0	\$0	\$0
Carryover/Reserves		\$0	\$0	\$0	\$0	\$0	\$0
Levy		\$0	\$0	\$0	\$0	\$0	\$0
Project Expense		\$1,900,000	\$1,900,000	\$1,900,000	\$1,900,000	\$1,900,000	\$9,500,000

Project Title: Information Technology Projects

Project ID: Info Tech-1
Division: Information Technology
Project Lead: Shawn Smith

Project Scope and Description:

This project covers the installation or replacement of hardware and software to support the data, voice and video needs for all Kenosha County Departments. The project scope includes but is not limited to fiscal and payroll upgrades and modifications, Human Services system upgrades and modifications, countywide network, software and hardware improvements and replacements, law enforcement, court and judicial system upgrades and modifications and various departmental projects and data processing services. Every department and employee depends upon one or more computer systems to efficiently perform their jobs. It is necessary to select, implement and maintain these systems in order to provide the appropriate service levels to the public.

Funding	Account String	2023	2024	2025	2026	2027	Total
Total Cost	411-040-0480-581700	\$1,900,000	\$1,900,000	\$1,900,000	\$1,900,000	\$1,900,000	\$9,500,000
Bonding	411-040-0480-440000	\$1,900,000	\$1,900,000	\$1,900,000	\$1,900,000	\$1,900,000	\$9,500,000
Revenue		\$0	\$0	\$0	\$0	\$0	\$0
Carryover/Reserves		\$0	\$0	\$0	\$0	\$0	\$0
Levy Funded		\$0	\$0	\$0	\$0	\$0	\$0

Kenosha County Five Year Capital Outlay/Projects Plan

Department/Division Project Title	Project ID	2023 Budgeted Capital	2024 Information Only	2025 Information Only	2026 Information Only	2027 Information Only	Total Five Year
--------------------------------------	------------	-----------------------------	-----------------------------	-----------------------------	-----------------------------	-----------------------------	--------------------

EXECUTIVE

Land Information Division

Land Information - Photo Update	Land Info-1	\$0	\$0	\$88,500	\$0	\$88,500	\$177,000
Bonding		\$0	\$0	\$88,500	\$0	\$88,500	\$177,000
Revenue		\$0	\$0	\$0	\$0	\$0	\$0
Carryover/Reserves		\$0	\$0	\$0	\$0	\$0	\$0
Levy		\$0	\$0	\$0	\$0	\$0	\$0
Project Expense		\$0	\$0	\$88,500	\$0	\$88,500	\$177,000

TOTAL EXECUTIVE							
Bonding		\$1,900,000	\$1,900,000	\$1,988,500	\$1,900,000	\$1,988,500	\$9,677,000
Revenue		\$0	\$0	\$0	\$0	\$0	\$0
Carryover/Reserves		\$0	\$0	\$0	\$0	\$0	\$0
Levy		\$0	\$0	\$0	\$0	\$0	\$0
Project Expense		\$1,900,000	\$1,900,000	\$1,988,500	\$1,900,000	\$1,988,500	\$9,677,000

Project Title: Land Information - Photo Update

Project ID: Land Info-1
Division: Land Information
Project Lead: Scott Schutze

Project Scope and Description:

This project involves the periodic taking of aerial photos and images of all properties in Kenosha County. This project is typically completed every four-five years in conjunction with a similar effort by SEWRPC. These photos and images serve a business purpose for many County departments, as well as, the private sector businesses and the general public. Due to economic growth in the area it is necessary to update these datasets and provide current information for planning purposes. If this information is not correct, current interactive maps, property inquiries and 911 services will depend upon existing, possibly outdated information when providing assistance to various user groups.

Funding	Account String	2023	2024	2025	2026	2027	Total
Total Cost	411-050-0550-581810	\$0	\$0	\$88,500	\$0	\$88,500	\$177,000
Bonding	411-050-0550-440000	\$0	\$0	\$88,500	\$0	\$88,500	\$177,000
Revenue		\$0	\$0	\$0	\$0	\$0	\$0
Carryover/Reserves		\$0	\$0	\$0	\$0	\$0	\$0
Levy Funded		\$0	\$0	\$0	\$0	\$0	\$0

Kenosha County Five Year Capital Outlay/Projects Plan

Department/Division Project Title	Project ID	2023 Budgeted Capital	2024 Information Only	2025 Information Only	2026 Information Only	2027 Information Only	Total Five Year
--------------------------------------	------------	-----------------------------	-----------------------------	-----------------------------	-----------------------------	-----------------------------	--------------------

FINANCE & ADMINISTRATION

Economic Development - KABA

KABA - High Impact Fund	KABA-1	\$600,000	\$250,000	\$250,000	\$250,000	\$250,000	\$1,600,000
KABA - High Impact Fund - Reserves	KABA-1	(\$350,000)	\$0	\$0	\$0	\$0	(\$350,000)
Bonding		\$250,000	\$250,000	\$250,000	\$250,000	\$250,000	\$1,250,000
Revenue		\$0	\$0	\$0	\$0	\$0	\$0
Carryover/Reserves		\$350,000	\$0	\$0	\$0	\$0	\$350,000
Levy		\$0	\$0	\$0	\$0	\$0	\$0
Project Expense		\$600,000	\$250,000	\$250,000	\$250,000	\$250,000	\$1,600,000

TOTAL FINANCE & ADMINISTRATION							
Bonding		\$250,000	\$250,000	\$250,000	\$250,000	\$250,000	\$1,250,000
Revenue		\$0	\$0	\$0	\$0	\$0	\$0
Carryover/Reserves		\$350,000	\$0	\$0	\$0	\$0	\$350,000
Levy		\$0	\$0	\$0	\$0	\$0	\$0
Project Expense		\$600,000	\$250,000	\$250,000	\$250,000	\$250,000	\$1,600,000

Project Title: KABA - High Impact Fund

Project ID: KABA-1
Division: Economic Development
Project Lead: Todd Battle

Project Scope and Description:

Through this program, Kenosha County contributes to KABA's High Impact Fund which is used to attract new businesses and encourage economic development in the County. This fund helps to promote a higher standard of living and economic health of the region. The High Impact Fund can be used in several areas including but not limited to: development of human capital, critical infrastructure and regional competitiveness. Without this contribution KABA must depend upon funding from other sources to continue its work in the area of economic development.

KABA has partnered with Groman & Company to purchase the burned-out shopping center on 22nd Ave and designed a mixed-use development in the heart of the Uptown neighborhood. Kenosha Uptown Lofts & Retail is a \$30M mixed-use development that will provide 71 new one-, two-, and three-bedroom affordable apartments with secure underground parking to residents with incomes equal to 60% of the county median income (\$37,620 annual salary for an individual/\$53,700 for a family of four). The first floor will activate the street with a new grocery store and a new restaurant so as to eliminate the current "Food Desert" designation for this area. The first floor will also have a new library branch which will specialize in programming for children from Kindergarten to Grade Five.

Funding	Account String	2023	2024	2025	2026	2027	Total
Total Cost	411-110-1190-581980	\$600,000	\$250,000	\$250,000	\$250,000	\$250,000	\$1,600,000
Bonding	411-110-1190-440000	\$250,000	\$250,000	\$250,000	\$250,000	\$250,000	\$1,250,000
Revenue		\$0	\$0	\$0	\$0	\$0	\$0
Carryover/Reserves	100-110-1180-449990	\$350,000	\$0	\$0	\$0	\$0	\$350,000
Levy Funded		\$0	\$0	\$0	\$0	\$0	\$0

Kenosha County Five Year Capital Outlay/Projects Plan

Department/Division Project Title	Project ID	2023 Budgeted Capital	2024 Information Only	2025 Information Only	2026 Information Only	2027 Information Only	Total Five Year
--------------------------------------	------------	-----------------------------	-----------------------------	-----------------------------	-----------------------------	-----------------------------	--------------------

DEPARTMENT OF HUMAN SERVICES

Brookside Care Center

Brookside - Furniture/Equipment Replacement	Brookside-1	\$85,000	\$25,000	\$25,000	\$25,000	\$25,000	\$185,000
Brookside - Building Improvements	Brookside-2	\$89,000	\$50,000	\$50,000	\$50,000	\$50,000	\$289,000
Brookside - Sprinkler Pipe Replacement	Brookside-3	\$105,000	\$0	\$0	\$0	\$0	\$105,000
Brookside - Generator Replacement	Brookside-4	\$1,700,000	\$0	\$0	\$0	\$0	\$1,700,000
Brookside - Roof Replacement	Brookside-5	\$0	\$300,000	\$0	\$0	\$0	\$300,000
Bonding		\$1,979,000	\$375,000	\$75,000	\$75,000	\$75,000	\$2,579,000
Revenue		\$0	\$0	\$0	\$0	\$0	\$0
Carryover/Reserves		\$0	\$0	\$0	\$0	\$0	\$0
Levy		\$0	\$0	\$0	\$0	\$0	\$0
Project Expense		\$1,979,000	\$375,000	\$75,000	\$75,000	\$75,000	\$2,579,000

Project Title: Brookside - Furniture/Equipment Replacement

Project ID: Brookside-1
Division: Brookside
Project Lead: Lynda Bogdala

Project Scope and Description:

Purchase replacement furniture and equipment that is used for both residential and facility purposes. Effective and efficient ongoing operations require that certain furniture items or pieces of equipment be replaced on a regular basis. In each of the five years, furniture and equipment costing \$25,000 will be replaced. In 2023, two specialized tubs will be replaced at a cost of \$60,000.

Funding	Account String	2023	2024	2025	2026	2027	Total
Total Cost	608-605-6080-580010	\$85,000	\$25,000	\$25,000	\$25,000	\$25,000	\$185,000
Bonding	608-605-6080-440000	\$85,000	\$25,000	\$25,000	\$25,000	\$25,000	\$185,000
Revenue		\$0	\$0	\$0	\$0	\$0	\$0
Carryover/Reserves		\$0	\$0	\$0	\$0	\$0	\$0
Levy Funded		\$0	\$0	\$0	\$0	\$0	\$0

Project Title: Brookside - Building Improvements

Project ID: Brookside-2
Division: Brookside
Project Lead: Lynda Bogdala

Project Scope and Description:

In order to preserve the Brookside facility and provide a safe working and visiting environment for employees and the public, improvements must be made on a continuing basis. These improvements include, but are not limited to: carpet, flooring, sinks, windows, door replacement and limited remodeling.

Funding	Account String	2023	2024	2025	2026	2027	Total
Total Cost	608-605-6080-582200	\$89,000	\$50,000	\$50,000	\$50,000	\$50,000	\$289,000
Bonding	608-605-6080-440000	\$89,000	\$50,000	\$50,000	\$50,000	\$50,000	\$289,000
Revenue		\$0	\$0	\$0	\$0	\$0	\$0
Carryover/Reserves		\$0	\$0	\$0	\$0	\$0	\$0
Levy Funded		\$0	\$0	\$0	\$0	\$0	\$0

Project Title: Brookside - Sprinkler Pipe Replacement

Project ID: Brookside-3
Division: Brookside
Project Lead: Lynda Bogdala

Project Scope and Description:

This project allows for the replacement of deteriorating sections of the sprinkler pipes in the old/East section of the building. The existing system is original to the building and needs to be replaced. Failure of these pipes would result in serious safety issues to staff and residents.

Funding	Account String	2023	2024	2025	2026	2027	Total
Total Cost	608-605-6080-582200	\$105,000	\$0	\$0	\$0	\$0	\$105,000
Bonding	608-605-6080-440000	\$105,000	\$0	\$0	\$0	\$0	\$105,000
Revenue		\$0	\$0	\$0	\$0	\$0	\$0
Carryover/Reserves		\$0	\$0	\$0	\$0	\$0	\$0
Levy Funded		\$0	\$0	\$0	\$0	\$0	\$0

Project Title: Brookside - Generator Replacement

Project ID: Brookside-4
Division: Brookside
Project Lead: Lynda Bogdala

Project Scope and Description:

The current generator for the old/East section of Brookside is over thirty years old and was salvaged from the original Brookside building. This generator is not capable of effectively servicing the existing space and specific equipment. Parts are difficult to find and a failure of this system would present significant operational and safety issues. Design work has been completed, the project is ready to bid pending the approval of funding to complete construction in 2023.

Funding	Account String	2023	2024	2025	2026	2027	Total
Total Cost	608-605-6080-582200	\$1,700,000	\$0	\$0	\$0	\$0	\$1,700,000
Bonding	608-605-6080-440000	\$1,700,000	\$0	\$0	\$0	\$0	\$1,700,000
Revenue		\$0	\$0	\$0	\$0	\$0	\$0
Carryover/Reserves		\$0	\$0	\$0	\$0	\$0	\$0
Levy Funded		\$0	\$0	\$0	\$0	\$0	\$0

Project Title: Brookside - Roof Replacement

Project ID: Brookside-5
Division: Brookside
Project Lead: Lynda Bogdala

Project Scope and Description:

The roof over the old/East section of Brookside is beyond it's useful life and deteriorating. Current repair and maintenance costs are increasing. In 2022, \$480,000 was budgeted to replace this roof. The low bid for the project exceeded the original budget. The requested 2024 budget will cover the additional cost needed for completion. Allowing the existing roof to remain as is could cause leaks and damage to the inside of the facility.

Funding	Account String	2023	2024	2025	2026	2027	Total
Total Cost	608-605-6080-582200	\$0	\$300,000	\$0	\$0	\$0	\$300,000
Bonding	608-605-6080-440000	\$0	\$300,000	\$0	\$0	\$0	\$300,000
Revenue		\$0	\$0	\$0	\$0	\$0	\$0
Carryover/Reserves		\$0	\$0	\$0	\$0	\$0	\$0
Levy Funded		\$0	\$0	\$0	\$0	\$0	\$0

Kenosha County Five Year Capital Outlay/Projects Plan

Department/Division Project Title	Project ID	2023 Budgeted Capital	2024 Information Only	2025 Information Only	2026 Information Only	2027 Information Only	Total Five Year
--------------------------------------	------------	-----------------------------	-----------------------------	-----------------------------	-----------------------------	-----------------------------	--------------------

DEPARTMENT OF HUMAN SERVICES

Office of Medical Examiner

Medical Examiner - Vehicle	Med Exam-1	\$0	\$55,000	\$0	\$0	\$0	\$55,000
Bonding		\$0	\$55,000	\$0	\$0	\$0	\$55,000
Revenue		\$0	\$0	\$0	\$0	\$0	\$0
Carryover/Reserves		\$0	\$0	\$0	\$0	\$0	\$0
Levy		\$0	\$0	\$0	\$0	\$0	\$0
Project Expense		\$0	\$55,000	\$0	\$0	\$0	\$55,000

TOTAL DEPARTMENT OF HUMAN SERVICES							
Bonding		\$1,979,000	\$430,000	\$75,000	\$75,000	\$75,000	\$2,634,000
Revenue		\$0	\$0	\$0	\$0	\$0	\$0
Carryover/Reserves		\$0	\$0	\$0	\$0	\$0	\$0
Levy		\$0	\$0	\$0	\$0	\$0	\$0
Project Expense		\$1,979,000	\$430,000	\$75,000	\$75,000	\$75,000	\$2,634,000

Project Title:	Medical Examiner - Vehicle
-----------------------	-----------------------------------

Project ID:	Med Exam-1
Division:	Medical Examiner
Project Lead:	Patricia Hall

Project Scope and Description:

The Medical Examiner currently operates two vans used for transport purposes. One was replaced in 2021 and the second is aging and in need of constant repairs. In 2024, the second vehicle will be replaced. If not replaced, service will be interrupted when vehicles are under repair.

Funding	Account String	2023	2024	2025	2026	2027	Total
Total Cost	411-510-5100-581390	\$0	\$55,000	\$0	\$0	\$0	\$55,000
Bonding	411-510-5100-440000	\$0	\$55,000	\$0	\$0	\$0	\$55,000
Revenue		\$0	\$0	\$0	\$0	\$0	\$0
Carryover/Reserves		\$0	\$0	\$0	\$0	\$0	\$0
Levy Funded		\$0	\$0	\$0	\$0	\$0	\$0

Kenosha County Five Year Capital Outlay/Projects Plan

Department/Division Project Title	Project ID	2023 Budgeted Capital	2024 Information Only	2025 Information Only	2026 Information Only	2027 Information Only	Total Five Year
--------------------------------------	------------	-----------------------------	-----------------------------	-----------------------------	-----------------------------	-----------------------------	--------------------

DEPARTMENT OF PUBLIC WORKS & DEVELOPMENT SERVICES

Facilities Division

Replace Fire Detection System Devices	Facilities-1	\$15,000	\$185,000	\$0	\$0	\$0	\$200,000
Mower	Facilities-2	\$15,000	\$0	\$0	\$0	\$0	\$15,000
Air Compressor	Facilities-3	\$25,000	\$0	\$0	\$0	\$0	\$25,000
Supervisor Vehicle	Facilities-4	\$35,000	\$0	\$0	\$0	\$0	\$35,000
Highway Garage Doors	Facilities-5	\$80,000	\$80,000	\$80,000	\$0	\$0	\$240,000
Ceremonial Courtroom Restoration	Facilities-6	\$100,000	\$1,900,000	\$1,900,000	\$0	\$0	\$3,900,000
Ceremonial Courtroom Restoration - ARPA Revenue	Facilities-6	(\$100,000)	\$0	\$0	\$0	\$0	(\$100,000)
Ceremonial Courtroom Restoration - Revenue	Facilities-6	\$0	(\$1,025,000)	(\$1,000,000)	\$0	\$0	(\$2,025,000)
Exterior Building Renovation - (Mol, KCAB)	Facilities-7	\$102,000	\$0	\$0	\$0	\$0	\$102,000
Civic Center Parking Lots	Facilities-8	\$115,000	\$0	\$0	\$0	\$0	\$115,000
Replace Heat Pumps - KCAB	Facilities-9	\$150,000	\$0	\$0	\$0	\$0	\$150,000
HVAC Infrared Heaters - KCC Highway Garage	Facilities-10	\$160,000	\$160,000	\$0	\$0	\$0	\$320,000
Building Improvements - Civic Center	Facilities-11	\$240,000	\$200,000	\$200,000	\$200,000	\$200,000	\$1,040,000
Civic Center Development	Facilities-12	\$250,000	\$250,000	\$250,000	\$250,000	\$250,000	\$1,250,000
Replace Generator - KCC	Facilities-13	\$390,000	\$0	\$0	\$0	\$0	\$390,000
HVAC Replacement - KCDC	Facilities-14	\$2,500,000	\$0	\$0	\$0	\$0	\$2,500,000
Replace Courthouse South Entrance and Ramp	Facilities-15	\$0	\$230,000	\$0	\$0	\$0	\$230,000
KCC Office Renovation	Facilities-16	\$0	\$500,000	\$500,000	\$0	\$0	\$1,000,000
Replace Roof - KCDC	Facilities-17	\$0	\$950,000	\$0	\$0	\$0	\$950,000
Replace Chiller - Molinaro Building	Facilities-18	\$0	\$0	\$627,000	\$0	\$0	\$627,000
Replace Air Conditioning Units - Pre-Trial	Facilities-19	\$0	\$0	\$780,000	\$0	\$0	\$780,000
Parking Lot Replacements - KCC & KCDC	Facilities-20	\$0	\$0	\$1,000,000	\$1,000,000	\$500,000	\$2,500,000
Replace Hot Water System - KCDC	Facilities-21	\$0	\$0	\$0	\$300,000	\$0	\$300,000

Bonding	\$4,077,000	\$3,430,000	\$4,337,000	\$1,750,000	\$950,000	\$14,544,000
Revenue	\$100,000	\$1,025,000	\$1,000,000	\$0	\$0	\$2,125,000
Carryover/Reserves	\$0	\$0	\$0	\$0	\$0	\$0
Levy	\$0	\$0	\$0	\$0	\$0	\$0
Project Expense	\$4,177,000	\$4,455,000	\$5,337,000	\$1,750,000	\$950,000	\$16,669,000

Project Title: Replace Fire Detection System Devices

Project ID: Facilities-1
Division: Facilities
Project Lead: Matt Sturino

Project Scope and Description:

The current fire system devices in the Pre-Trial building have become obsolete and replacement parts are no longer available. In 2022, all devices within the Molinaro building were replaced with new equipment. The old devices will be salvaged for replacement parts to keep the Pre-Trial devices operational until replaced between the years 2023-2024.

Funding	Account String	2023	2024	2025	2026	2027	Total
Total Cost	411-790-7925-582200	\$15,000	\$185,000	\$0	\$0	\$0	\$200,000
Bonding	411-790-7925-440000	\$15,000	\$185,000	\$0	\$0	\$0	\$200,000
Revenue		\$0	\$0	\$0	\$0	\$0	\$0
Carryover/Reserves		\$0	\$0	\$0	\$0	\$0	\$0
Levy Funded		\$0	\$0	\$0	\$0	\$0	\$0

Project Title: Mower

Project ID: Facilities-2
Division: Facilities
Project Lead: Matt Sturino

Project Scope and Description:

The Division of Facilities owns a fleet of mowers to maintain the County grounds. The division maintains a detailed schedule of maintenance and replacement for all its vehicles and equipment. Annual replacement is necessary to minimize downtime, repairs and maintenance costs. The alternative to replacing mower equipment is to repair existing fleet of equipment which will impact operation costs. One mower will be replaced in 2023.

Funding	Account String	2023	2024	2025	2026	2027	Total
Total Cost	411-790-7925-580050	\$15,000	\$0	\$0	\$0	\$0	\$15,000
Bonding	411-790-7925-440000	\$15,000	\$0	\$0	\$0	\$0	\$15,000
Revenue		\$0	\$0	\$0	\$0	\$0	\$0
Carryover/Reserves		\$0	\$0	\$0	\$0	\$0	\$0
Levy Funded		\$0	\$0	\$0	\$0	\$0	\$0

Project Title: Air Compressor

Project ID: Facilities-3
Division: Facilities
Project Lead: Matt Sturino

Project Scope and Description:

Replace one air compressor for use by the Division of Facilities. This piece of equipment is beyond the expected useful life and in need of constant maintenance and repair. Repairs are not cost effective and there is a risk of loss of service should there be mechanical failure.

Funding	Account String	2023	2024	2025	2026	2027	Total
Total Cost	411-790-7925-580050	\$25,000	\$0	\$0	\$0	\$0	\$25,000
Bonding	411-790-7925-440000	\$25,000	\$0	\$0	\$0	\$0	\$25,000
Revenue		\$0	\$0	\$0	\$0	\$0	\$0
Carryover/Reserves		\$0	\$0	\$0	\$0	\$0	\$0
Levy Funded		\$0	\$0	\$0	\$0	\$0	\$0

Project Title: Supervisor Vehicle

Project ID: Facilities-4
Division: Facilities
Project Lead: Matt Sturino

Project Scope and Description:

Purchase a new vehicle to be used by the Facilities department division head. The current vehicle is in-operable and not cost effective to repair any longer. This vehicle is used constantly by supervisor and staff to travel between various County facilities.

Funding	Account String	2023	2024	2025	2026	2027	Total
Total Cost	411-790-7925-581390	\$35,000	\$0	\$0	\$0	\$0	\$35,000
Bonding	411-790-7925-440000	\$35,000	\$0	\$0	\$0	\$0	\$35,000
Revenue		\$0	\$0	\$0	\$0	\$0	\$0
Carryover/Reserves		\$0	\$0	\$0	\$0	\$0	\$0
Levy Funded		\$0	\$0	\$0	\$0	\$0	\$0

Project Title: Highway Garage Doors

Project ID: Facilities-5
Division: Facilities
Project Lead: Matt Sturino

Project Scope and Description:

The large overhead doors in the Highway garage are failing and need to be replaced. There are safety concerns to personnel and equipment if one of these doors were to fail at an unfortunate time. One door will be replaced by the end of 2022. The remaining funds will be used to replace three doors each year.

Funding	Account String	2023	2024	2025	2026	2027	Total
Total Cost	411-790-7925-582200	\$80,000	\$80,000	\$80,000	\$0	\$0	\$240,000
Bonding	411-790-7925-440000	\$80,000	\$80,000	\$80,000	\$0	\$0	\$240,000
Revenue		\$0	\$0	\$0	\$0	\$0	\$0
Carryover/Reserves		\$0	\$0	\$0	\$0	\$0	\$0
Levy Funded		\$0	\$0	\$0	\$0	\$0	\$0

Project Title: Ceremonial Courtroom Restoration

Project ID: Facilities-6
Division: Facilities
Project Lead: Frank Martinelli

Project Scope and Description:

The Kenosha County Ceremonial Courtroom was remodeled in the mid-1960's and again in the 1990's. These remodelings included the installation of a new HVAC system and a drop ceiling to hide the new HVAC ductwork. These efforts significantly damaged the original muraled plaster ceiling and skylights. This project will replace the aging HVAC system and restore the Ceremonial Courtroom to its previous glory. The current plan for this project is to have one half of the expected cost paid for with donations, contributions or grants. If this revenue does not materialize, the project will not be undertaken. Several efforts are currently underway to secure this funding. The 2023 budget is for design/engineering services that will be paid by ARPA funds.

Funding	Account String	2023	2024	2025	2026	2027	Total
Total Cost	411-790-7925-582200	\$100,000	\$1,900,000	\$1,900,000	\$0	\$0	\$3,900,000
Bonding	411-790-7925-440000	\$0	\$875,000	\$900,000	\$0	\$0	\$1,775,000
Revenue	411-790-7925-443293	\$100,000	\$0	\$0	\$0	\$0	\$100,000
Revenue (2)	411-790-7925-448560	\$0	\$1,025,000	\$1,000,000	\$0	\$0	\$2,025,000
Carryover/Reserves		\$0	\$0	\$0	\$0	\$0	\$0
Levy Funded		\$0	\$0	\$0	\$0	\$0	\$0

Project Title: Exterior Building Renovation - (Mol, KCAB)

Project ID: Facilities-7
Division: Facilities
Project Lead: Matt Sturino

Project Scope and Description:

Exterior renovations to the Molinaro and Kenosha County Administration Building (KCAB). The Molinaro renovations will include repairs to the North and South ramp and stairs, as the guard/hand rails are splitting from numerous winter seasons, as well as, repairs to the stone (marble) around the entry way. The KCAB renovation will include replacing the 10th avenue entry way and miscellaneous stone (marble) repairs on the East side of building.

Funding	Account String	2023	2024	2025	2026	2027	Total
Total Cost	411-790-7925-582200	\$102,000	\$0	\$0	\$0	\$0	\$102,000
Bonding	411-790-7925-440000	\$102,000	\$0	\$0	\$0	\$0	\$102,000
Revenue		\$0	\$0	\$0	\$0	\$0	\$0
Carryover/Reserves		\$0	\$0	\$0	\$0	\$0	\$0
Levy Funded		\$0	\$0	\$0	\$0	\$0	\$0

Project Title: Civic Center Parking Lots

Project ID: Facilities-8
Division: Facilities
Project Lead: Matt Sturino

Project Scope and Description:

The Courthouse jury parking lot and the parking structure's east lot are developing large cracks and potholes that are becoming un-repairable, even to contractors. The most cost effective way is to replace the lots and extend the life for +20 years. If nothing is done, the lot will continue to deteriorate and present a risk to pedestrians and vehicles.

Funding	Account String	2023	2024	2025	2026	2027	Total
Total Cost	411-790-7925-582100	\$115,000	\$0	\$0	\$0	\$0	\$115,000
Bonding	411-790-7925-440000	\$115,000	\$0	\$0	\$0	\$0	\$115,000
Revenue		\$0	\$0	\$0	\$0	\$0	\$0
Carryover/Reserves		\$0	\$0	\$0	\$0	\$0	\$0
Levy Funded		\$0	\$0	\$0	\$0	\$0	\$0

Project Title: Replace Heat Pumps - KCAB

Project ID: Facilities-9
Division: Facilities
Project Lead: Matt Sturino

Project Scope and Description:

The heat pumps at the Kenosha County Administration Building are past their useful life and need to be replaced. This project has been underway for several years and the 2023 budget covers the final costs for completion.

Funding	Account String	2023	2024	2025	2026	2027	Total
Total Cost	411-790-7925-582200	\$150,000	\$0	\$0	\$0	\$0	\$150,000
Bonding	411-790-7925-440000	\$150,000	\$0	\$0	\$0	\$0	\$150,000
Revenue		\$0	\$0	\$0	\$0	\$0	\$0
Carryover/Reserves		\$0	\$0	\$0	\$0	\$0	\$0
Levy Funded		\$0	\$0	\$0	\$0	\$0	\$0

Project Title: HVAC Infrared Heaters - KCC Highway Garage

Project ID: Facilities-10
Division: Facilities
Project Lead: Matt Sturino

Project Scope and Description:

The current infrared heaters in the Highway garage are past their useful life, causing ignition and mechanism failures. These heaters are a key component to the winter operations process. The infrared helps heat both the building and the equipment allowing for ice, slush and other winter debris to be removed while being idle, allowing for quicker turn around for subsequent winter storm use. This project will be completed in two phases over a two year period.

Funding	Account String	2023	2024	2025	2026	2027	Total
Total Cost	411-790-7925-582200	\$160,000	\$160,000	\$0	\$0	\$0	\$320,000
Bonding	411-790-7925-440000	\$160,000	\$160,000	\$0	\$0	\$0	\$320,000
Revenue		\$0	\$0	\$0	\$0	\$0	\$0
Carryover/Reserves		\$0	\$0	\$0	\$0	\$0	\$0
Levy Funded		\$0	\$0	\$0	\$0	\$0	\$0

Project Title: Building Improvements - Civic Center

Project ID: Facilities-11
Division: Facilities
Project Lead: Matt Sturino

Project Scope and Description:

In order to preserve the Kenosha County Civic Center facilities and to provide a safe working and visiting environment for employees and the public, improvements must be made on a continuing basis. These improvements include but are not limited to flooring replacement, door replacement restroom remodeling and other small scale building enhancements. If these improvements are not made, employees and the public will use the facilities as they currently exist. Repairs and maintenance will be made as needed.

Funding	Account String	2023	2024	2025	2026	2027	Total
Total Cost	411-790-7925-582200	\$240,000	\$200,000	\$200,000	\$200,000	\$200,000	\$1,040,000
Bonding	411-790-7925-440000	\$240,000	\$200,000	\$200,000	\$200,000	\$200,000	\$1,040,000
Revenue		\$0	\$0	\$0	\$0	\$0	\$0
Carryover/Reserves		\$0	\$0	\$0	\$0	\$0	\$0
Levy Funded		\$0	\$0	\$0	\$0	\$0	\$0

Project Title: Civic Center Development

Project ID: Facilities-12
Division: Facilities
Project Lead: Shelly Billingsley

Project Scope and Description:

These are the costs associated with the development of Kenosha County facilities including, but not limited to, the acquisition of land and buildings, demolition of buildings, utility considerations, construction of parking lots and landscaping. The condition and appearance of County facilities affects the County's opportunities to market the community and increase operating efficiencies. This is an ongoing project and has been for many years. Although there is nothing specific at this time, the County is always looking for opportunities to beautify the area and improve its facilities.

Funding	Account String	2023	2024	2025	2026	2027	Total
Total Cost	411-790-7925-582250	\$250,000	\$250,000	\$250,000	\$250,000	\$250,000	\$1,250,000
Bonding	411-790-7925-440000	\$250,000	\$250,000	\$250,000	\$250,000	\$250,000	\$1,250,000
Revenue		\$0	\$0	\$0	\$0	\$0	\$0
Carryover/Reserves		\$0	\$0	\$0	\$0	\$0	\$0
Levy Funded		\$0	\$0	\$0	\$0	\$0	\$0

Project Title: Replace Generator - KCC

Project ID: Facilities-13
Division: Facilities
Project Lead: Frank Martinelli

Project Scope and Description:

The Facilities Division maintains a detailed equipment log which includes a history of repairs and potential times of replacement. Per this schedule, the Kenosha County Center's generator is past it's useful life and should be replaced in 2023. A failure of this generator would result in the loss of power to the Highway garage, causing a significant loss of service.

Funding	Account String	2023	2024	2025	2026	2027	Total
Total Cost	411-790-7925-582200	\$390,000	\$0	\$0	\$0	\$0	\$390,000
Bonding	411-790-7925-440000	\$390,000	\$0	\$0	\$0	\$0	\$390,000
Revenue		\$0	\$0	\$0	\$0	\$0	\$0
Carryover/Reserves		\$0	\$0	\$0	\$0	\$0	\$0
Levy Funded		\$0	\$0	\$0	\$0	\$0	\$0

Project Title: HVAC Replacement - KCDC

Project ID: Facilities-14
Division: Facilities
Project Lead: Matt Sturino

Project Scope and Description:

There are multiple HVAC units that serve the Kenosha County Detention Center. These units are original to the building and are at the end of their useful lives. The risk of loss of service to this 24/7/365 operation is significant. This replacement began in 2022 and will continue in 2023 as the HVAC units, building controls and VAV boxes will all be replaced. The Facilities Division closely monitors the condition of all of the County's HVAC systems and follows an organized maintenance program to ensure usability. If not replaced costly repairs may occur.

Funding	Account String	2023	2024	2025	2026	2027	Total
Total Cost	411-790-7925-582200	\$2,500,000	\$0	\$0	\$0	\$0	\$2,500,000
Bonding	411-790-7925-440000	\$2,500,000	\$0	\$0	\$0	\$0	\$2,500,000
Revenue		\$0	\$0	\$0	\$0	\$0	\$0
Carryover/Reserves		\$0	\$0	\$0	\$0	\$0	\$0
Levy Funded		\$0	\$0	\$0	\$0	\$0	\$0

Project Title: Replace Courthouse South Entrance and Ramp

Project ID: Facilities-15
Division: Facilities
Project Lead: Matt Sturino

Project Scope and Description:

The ramp at the south entrance of the Kenosha County Courthouse is deteriorating and in need of replacement. Crumbling concrete and loose railings may cause safety issues. While there is not imminent danger, it is best to replace as soon as possible to reduce risk to the public and employees.

Funding	Account String	2023	2024	2025	2026	2027	Total
Total Cost	411-790-7925-582200	\$0	\$230,000	\$0	\$0	\$0	\$230,000
Bonding	411-790-7925-440000	\$0	\$230,000	\$0	\$0	\$0	\$230,000
Revenue		\$0	\$0	\$0	\$0	\$0	\$0
Carryover/Reserves		\$0	\$0	\$0	\$0	\$0	\$0
Levy Funded		\$0	\$0	\$0	\$0	\$0	\$0

Project Title: KCC Office Renovation

Project ID: Facilities-16
Division: Facilities
Project Lead: Matt Sturino

Project Scope and Description:

In 2019, the Planning and Development (P&D) and UW-Extension Divisions (UWX) were co-located in the existing P&D space at the Kenosha County Center (KCC). The move freed up the UWX space to be used for other County purposes. A plan is being developed to determine the best use of this and other open KCC space. Current enhancements may include: back up dispatch, election support, data room enhancements and sheriff's offices. In 2022, \$900,000 was budgeted for this project. The 2024 and 2025 budget amounts are estimates of the cost of potential future enhancements.

Funding	Account String	2023	2024	2025	2026	2027	Total
Total Cost	411-790-7925-582200	\$0	\$500,000	\$500,000	\$0	\$0	\$1,000,000
Bonding	411-790-7925-440000	\$0	\$500,000	\$500,000	\$0	\$0	\$1,000,000
Revenue		\$0	\$0	\$0	\$0	\$0	\$0
Carryover/Reserves		\$0	\$0	\$0	\$0	\$0	\$0
Levy Funded		\$0	\$0	\$0	\$0	\$0	\$0

Project Title: Replace Roof - KCDC**Project ID:** Facilities-17**Division:** Facilities**Project Lead:** Matt Sturino**Project Scope and Description:**

Replace the roof of the Kenosha County Detention Center. The existing roof is original to the building. This roof is past its useful life and needs constant patching and repair. The roof will be replaced after new HVAC equipment is installed in 2023. This project was recommended as part of the overall roof replacement survey conducted several years ago by third-party consultants. If the roof is not replaced, repairs will continue to be made to prevent potential building damage.

Funding	Account String	2023	2024	2025	2026	2027	Total
Total Cost	411-790-7925-582200	\$0	\$950,000	\$0	\$0	\$0	\$950,000
Bonding	411-790-7925-440000	\$0	\$950,000	\$0	\$0	\$0	\$950,000
Revenue		\$0	\$0	\$0	\$0	\$0	\$0
Carryover/Reserves		\$0	\$0	\$0	\$0	\$0	\$0
Levy Funded		\$0	\$0	\$0	\$0	\$0	\$0

Project Title: Replace Chiller - Molinaro Building**Project ID:** Facilities-18**Division:** Facilities**Project Lead:** Matt Sturino**Project Scope and Description:**

The chiller at the Molinaro Building is approaching the end of its useful life. The Facilities Division monitors the age and condition of these pieces of equipment and recommends replacement no later than 2025. Failure to replace the unit could result in downtime causing uncomfortable conditions for employees and the public.

Funding	Account String	2023	2024	2025	2026	2027	Total
Total Cost	411-790-7925-582200	\$0	\$0	\$627,000	\$0	\$0	\$627,000
Bonding	411-790-7925-440000	\$0	\$0	\$627,000	\$0	\$0	\$627,000
Revenue		\$0	\$0	\$0	\$0	\$0	\$0
Carryover/Reserves		\$0	\$0	\$0	\$0	\$0	\$0
Levy Funded		\$0	\$0	\$0	\$0	\$0	\$0

Project Title: Replace Air Conditioning Units - Pre-Trial

Project ID: Facilities-19
Division: Facilities
Project Lead: Frank Martinelli

Project Scope and Description:

There are multiple air conditioning units at the PreTrial building that are at the end of their useful lives. Repair costs are increasing yearly. The Facilities Division closely monitors the conditions of these units and have determined the need for replacement by 2025. Failure to replace the units could result in downtime causing uncomfortable conditions for employees and the public.

Funding	Account String	2023	2024	2025	2026	2027	Total
Total Cost	411-790-7925-582200	\$0	\$0	\$780,000	\$0	\$0	\$780,000
Bonding	411-790-7925-440000	\$0	\$0	\$780,000	\$0	\$0	\$780,000
Revenue		\$0	\$0	\$0	\$0	\$0	\$0
Carryover/Reserves		\$0	\$0	\$0	\$0	\$0	\$0
Levy Funded		\$0	\$0	\$0	\$0	\$0	\$0

Project Title: Parking Lot Replacements - KCC & KCDC

Project ID: Facilities-20
Division: Facilities
Project Lead: Matt Sturino

Project Scope and Description:

Kenosha County has a significant investment in its parking lot assets. These parking lots need to be replaced continuously as they deteriorate to avoid damage to employee or public vehicles and mitigate any safety issues. The County has consulted with a third party expert in hardscape analysis to review the status of the County's parking lots. This study showed that the KCC and KCDC lots are deteriorating and are in need of replacement. If not replaced, the parking lots can be patched or repaired as needed.

Funding	Account String	2023	2024	2025	2026	2027	Total
Total Cost	411-790-7925-582100	\$0	\$0	\$1,000,000	\$1,000,000	\$500,000	\$2,500,000
Bonding	411-790-7925-440000	\$0	\$0	\$1,000,000	\$1,000,000	\$500,000	\$2,500,000
Revenue		\$0	\$0	\$0	\$0	\$0	\$0
Carryover/Reserves		\$0	\$0	\$0	\$0	\$0	\$0
Levy Funded		\$0	\$0	\$0	\$0	\$0	\$0

Project Title: Replace Hot Water System - KCDC

Project ID: Facilities-21
Division: Facilities
Project Lead: Frank Martinelli

Project Scope and Description:

The hot water system at the Kenosha County Detention Center is an intricate and complicated series of pipes, valves, tanks, pumps and motors that connects the hot water source (boiler) to the ultimate equipment (kitchen, laundry, showers, etc.). The source, piping and ultimate equipment are functioning properly but the "infrastructure" of valves, tanks, motors and pumps will have reached the end of its useful life and will need replacement in 2026. This is a 24/7/365 facility that cannot be shut down if hot water is not available. If not replaced, the existing system will be patched and repaired as needed depending upon the availability of parts and components.

Funding	Account String	2023	2024	2025	2026	2027	Total
Total Cost	411-790-7925-582200	\$0	\$0	\$0	\$300,000	\$0	\$300,000
Bonding	411-790-7925-440000	\$0	\$0	\$0	\$300,000	\$0	\$300,000
Revenue		\$0	\$0	\$0	\$0	\$0	\$0
Carryover/Reserves		\$0	\$0	\$0	\$0	\$0	\$0
Levy Funded		\$0	\$0	\$0	\$0	\$0	\$0

Kenosha County Five Year Capital Outlay/Projects Plan

Department/Division Project Title	Project ID	2023 Budgeted Capital	2024 Information Only	2025 Information Only	2026 Information Only	2027 Information Only	Total Five Year
--------------------------------------	------------	-----------------------------	-----------------------------	-----------------------------	-----------------------------	-----------------------------	--------------------

DEPARTMENT OF PUBLIC WORKS & DEVELOPMENT SERVICES

Facilities Division - Safety Building

Building Improvements - PSB	Fac Saf Bldg-1	\$85,000	\$0	\$0	\$0	\$0	\$85,000
Replace Fire Detection System Devices	Fac Saf Bldg-2	\$175,000	\$0	\$0	\$0	\$0	\$175,000
Underground Storage Tanks	Fac Saf Bldg-3	\$0	\$700,000	\$0	\$0	\$0	\$700,000
Replace Air Handling Units and Controls	Fac Saf Bldg-4	\$0	\$0	\$437,000	\$0	\$0	\$437,000
Remodel Employee Locker Area	Fac Saf Bldg-5	\$0	\$0	\$0	\$250,000	\$0	\$250,000
Bonding		\$260,000	\$700,000	\$437,000	\$250,000	\$0	\$1,647,000
Revenue		\$0	\$0	\$0	\$0	\$0	\$0
Carryover/Reserves		\$0	\$0	\$0	\$0	\$0	\$0
Levy		\$0	\$0	\$0	\$0	\$0	\$0
Project Expense		\$260,000	\$700,000	\$437,000	\$250,000	\$0	\$1,647,000

Project Title: Building Improvements - PSB

Project ID: Fac Saf Bldg-1
Division: Facilities
Project Lead: Matt Sturino

Project Scope and Description:

In order to preserve the Kenosha County Public Safety Building and to provide a safe working and visiting environment for employees and the public, improvements must be made on a continuing basis. These improvements include, but are not limited to, carpet replacement, door replacement and restroom remodeling. If these improvements are not made, employees and the public will use the facilities as they currently exist. Repairs and maintenance will be made as needed.

Funding	Account String	2023	2024	2025	2026	2027	Total
Total Cost	411-790-7935-582200	\$85,000	\$0	\$0	\$0	\$0	\$85,000
Bonding	411-790-7935-440000	\$85,000	\$0	\$0	\$0	\$0	\$85,000
Revenue		\$0	\$0	\$0	\$0	\$0	\$0
Carryover/Reserves		\$0	\$0	\$0	\$0	\$0	\$0
Levy Funded		\$0	\$0	\$0	\$0	\$0	\$0

Project Title: Replace Fire Detection System Devices

Project ID: Fac Saf Bldg-2
Division: Facilities
Project Lead: Matt Sturino

Project Scope and Description:

The fire detection system devices within the Public Safety Building (PSB) are becoming obsolete and replacement parts are unavailable. These devices must be upgraded in order to ensure the safety of the employees and public who work and visit the building. Some system device parts will be able to be salvaged from the Molinaro building (which was replaced in 2022) to fix any devices throughout the next year, however all devices within the PSB will need to be replaced in 2023.

Funding	Account String	2023	2024	2025	2026	2027	Total
Total Cost	411-790-7935-582200	\$175,000	\$0	\$0	\$0	\$0	\$175,000
Bonding	411-790-7935-440000	\$175,000	\$0	\$0	\$0	\$0	\$175,000
Revenue		\$0	\$0	\$0	\$0	\$0	\$0
Carryover/Reserves		\$0	\$0	\$0	\$0	\$0	\$0
Levy Funded		\$0	\$0	\$0	\$0	\$0	\$0

Project Title: Underground Storage Tanks

Project ID: Fac Saf Bldg-3
Division: Facilities
Project Lead: Matt Sturino

Project Scope and Description:

The underground fuel tanks at the Public Safety Building (PSB) were installed in the early 1980s and are past their useful lives, becoming safety and liability concerns. In order to be in regulation with the current standards and with the County's insurance policy, these tanks must be replaced by 2024.

Funding	Account String	2023	2024	2025	2026	2027	Total
Total Cost	411-790-7935-582200	\$0	\$700,000	\$0	\$0	\$0	\$700,000
Bonding	411-790-7935-440000	\$0	\$700,000	\$0	\$0	\$0	\$700,000
Revenue		\$0	\$0	\$0	\$0	\$0	\$0
Carryover/Reserves		\$0	\$0	\$0	\$0	\$0	\$0
Levy Funded		\$0	\$0	\$0	\$0	\$0	\$0

Project Title: Replace Air Handling Units and Controls

Project ID: Fac Saf Bldg-4
Division: Facilities
Project Lead: Frank Martinelli

Project Scope and Description:

There are multiple air handling units that are at the end of their useful lives. Repair frequency and costs are increasing as time goes on. The Facilities Division closely monitors the conditions of these units and have determined the need for replacement of the AHU's and controls by 2025. Failure to replace the units could result in downtime and loss of service to employees and the public.

Funding	Account String	2023	2024	2025	2026	2027	Total
Total Cost	411-790-7935-582200	\$0	\$0	\$437,000	\$0	\$0	\$437,000
Bonding	411-790-7935-440000	\$0	\$0	\$437,000	\$0	\$0	\$437,000
Revenue		\$0	\$0	\$0	\$0	\$0	\$0
Carryover/Reserves		\$0	\$0	\$0	\$0	\$0	\$0
Levy Funded		\$0	\$0	\$0	\$0	\$0	\$0

Project Title:	Remodel Employee Locker Area
-----------------------	-------------------------------------

Project ID:	Fac Saf Bldg-5
Division:	Facilities
Project Lead:	Matt Sturino

Project Scope and Description:

The existing locker area in the Public Safety Building (PSB) should be remodeled to meet employee needs (County, City and Joint Services). An initial budget of \$250,000 occurred in 2021. Supply chain issues and scope increase have moved the project date back to 2026, requesting an increase in the budget.

Funding	Account String	2023	2024	2025	2026	2027	Total
Total Cost	411-790-7935-582200	\$0	\$0	\$0	\$250,000	\$0	\$250,000
Bonding	411-790-7935-440000	\$0	\$0	\$0	\$250,000	\$0	\$250,000
Revenue		\$0	\$0	\$0	\$0	\$0	\$0
Carryover/Reserves		\$0	\$0	\$0	\$0	\$0	\$0
Levy Funded		\$0	\$0	\$0	\$0	\$0	\$0

Kenosha County Five Year Capital Outlay/Projects Plan

Department/Division Project Title	Project ID	2023 Budgeted Capital	2024 Information Only	2025 Information Only	2026 Information Only	2027 Information Only	Total Five Year
--------------------------------------	------------	-----------------------------	-----------------------------	-----------------------------	-----------------------------	-----------------------------	--------------------

DEPARTMENT OF PUBLIC WORKS & DEVELOPMENT SERVICES

Facilities Division - Human Services Building

Job Center Renovation	Fac Hum Svcs-1	\$50,000	\$50,000	\$0	\$0	\$0	\$100,000
Bonding		\$50,000	\$50,000	\$0	\$0	\$0	\$100,000
Revenue		\$0	\$0	\$0	\$0	\$0	\$0
Carryover/Reserves		\$0	\$0	\$0	\$0	\$0	\$0
Levy		\$0	\$0	\$0	\$0	\$0	\$0
Project Expense		\$50,000	\$50,000	\$0	\$0	\$0	\$100,000

Project Title: Job Center Renovation

Project ID: Fac Hum Svcs-1
Division: Facilities
Project Lead: Shelly Billingsley

Project Scope and Description:

The existing Kenosha County Human Services Building will be relocated to a new location. The design process is underway and a budget to cover these costs was included in the 2022 County capital budget. The County has entered into agreements with a local developer/construction company to sell its existing building (2024), move to the new location to be built by the developer (2024) and lease the new facility from the developer for five years (2024-2029). At the end of the five year lease period, the County will purchase the new facility. The developer intends to secure grants and the County has obtained a \$9.85 million dollar grant from the State of Wisconsin Neighborhood Investment Program which will assist in funding this project. The actual costs and revenues are not finalized at this time as grants continue to be researched and design and bidding activities are not complete. These amounts will be available in 2023 and included in future budgets. The 2023 and 2024 amounts included here are for any minor unforeseen needs until the building is sold and services are moved to the new location.

Funding	Account String	2023	2024	2025	2026	2027	Total
Total Cost	204-790-7945-582200	\$50,000	\$50,000	\$0	\$0	\$0	\$100,000
Bonding	204-790-7945-440000	\$50,000	\$50,000	\$0	\$0	\$0	\$100,000
Revenue		\$0	\$0	\$0	\$0	\$0	\$0
Carryover/Reserves		\$0	\$0	\$0	\$0	\$0	\$0
Levy Funded		\$0	\$0	\$0	\$0	\$0	\$0

Kenosha County Five Year Capital Outlay/Projects Plan

Department/Division Project Title	Project ID	2023 Budgeted Capital	2024 Information Only	2025 Information Only	2026 Information Only	2027 Information Only	Total Five Year
--------------------------------------	------------	-----------------------------	-----------------------------	-----------------------------	-----------------------------	-----------------------------	--------------------

DEPARTMENT OF PUBLIC WORKS & DEVELOPMENT SERVICES

Golf Division

Replace Golf Carts	Golf-1	\$245,000	\$190,000	\$195,000	\$35,000	\$0	\$665,000
Replace Golf Carts - Reserves	Golf-1	(\$245,000)	(\$95,000)	(\$97,500)	(\$17,500)	\$0	(\$455,000)
Mowers and Equipment Replacement	Golf-2	\$325,000	\$435,000	\$430,000	\$350,000	\$225,000	\$1,765,000
Mowers and Equipment Replacement - Reserves	Golf-2	(\$325,000)	(\$217,500)	(\$215,000)	(\$175,000)	(\$112,500)	(\$1,045,000)
Golf Course Improvements	Golf-3	\$1,920,000	\$870,000	\$1,210,000	\$0	\$0	\$4,000,000
Golf Course Improvements - Revenue (Reserve Fund)	Golf-3	(\$1,920,000)	(\$870,000)	(\$1,210,000)	\$0	\$0	(\$4,000,000)
Paving Projects	Golf-4	\$0	\$190,000	\$200,000	\$0	\$0	\$390,000
Paving Projects - Reserves	Golf-4	\$0	(\$95,000)	(\$100,000)	\$0	\$0	(\$195,000)
Utility Vehicles	Golf-5	\$0	\$0	\$50,000	\$50,000	\$100,000	\$200,000
Utility Vehicles - Reserves	Golf-5	\$0	\$0	(\$25,000)	(\$25,000)	(\$50,000)	(\$100,000)

Bonding	\$0	\$407,500	\$437,500	\$217,500	\$162,500	\$1,225,000
Revenue	\$0	\$0	\$0	\$0	\$0	\$0
Carryover/Reserves	\$2,490,000	\$1,277,500	\$1,647,500	\$217,500	\$162,500	\$5,795,000
Levy	\$0	\$0	\$0	\$0	\$0	\$0
Project Expense	\$2,490,000	\$1,685,000	\$2,085,000	\$435,000	\$325,000	\$7,020,000

Project Title: Replace Golf Carts

Project ID: Golf-1
Division: Golf
Project Lead: Dan Drier

Project Scope and Description:

The Kenosha County Golf Division replaces a portion of its golf cart fleet each year. The typical life of a cart is approximately four years. A new golf cart costs approximately \$4,800 and service (beverage) carts will vary based on type of cart. Trade-in values are netted out of the annual amounts. The entire fleet consists of 214 carts and four service carts. The 2023 budget request includes increasing the fleet by 10 new carts to keep up with customer demand. This will allow for better customer experience. The ratio of carts is two thirds at Brighton Dale and one third at Petrifying Springs. The cost of the carts in 2023 will be paid from reserves. Carts must be replaced on a regular basis to ensure usability. The Golf Division has performed a lease versus buy analysis with the result showing economic benefits when vehicles are purchased.

Funding	Account String	2023	2024	2025	2026	2027	Total
Total Cost	641-730-7390-580050	\$245,000	\$190,000	\$195,000	\$35,000	\$0	\$665,000
Bonding	641-730-7390-440000	\$0	\$95,000	\$97,500	\$17,500	\$0	\$210,000
Revenue		\$0	\$0	\$0	\$0	\$0	\$0
Carryover/Reserves	641-730-7390-449990	\$245,000	\$95,000	\$97,500	\$17,500	\$0	\$455,000
Levy Funded		\$0	\$0	\$0	\$0	\$0	\$0

Project Title: Mowers and Equipment Replacement

Project ID: Golf-2
Division: Golf
Project Lead: Dan Drier

Project Scope and Description:

The Golf Division maintains a formalized process of maintaining and replacing equipment on a regular basis to ensure proper course conditions and reduce maintenance and repair costs. Equipment includes various types of mowers, sprayers, aerifiers, turf rollers and sand rakes. Mower costs will vary based on type and usage. Equipment replacement is split between Brighton Dale Links and Petrifying Springs based on age and condition. Golf Division management may vary the actual machines purchased based on need without any change in the total cost. The 2023 cost of this equipment will be paid for with reserves. If not replaced, existing equipment will be used and repaired as needs arise with a possible decrease in course conditions.

Funding	Account String	2023	2024	2025	2026	2027	Total
Total Cost	641-730-7390-580050	\$325,000	\$435,000	\$430,000	\$350,000	\$225,000	\$1,765,000
Bonding	641-730-7390-440000	\$0	\$217,500	\$215,000	\$175,000	\$112,500	\$720,000
Revenue		\$0	\$0	\$0	\$0	\$0	\$0
Carryover/Reserves	641-730-7390-449990	\$325,000	\$217,500	\$215,000	\$175,000	\$112,500	\$1,045,000
Levy Funded		\$0	\$0	\$0	\$0	\$0	\$0

Project Title: Golf Course Improvements

Project ID: Golf-3
Division: Golf
Project Lead: Dan Drier

Project Scope and Description:

The Golf Division continues the implementation of the overall Brighton Dale and Petrifying Springs golf course master plan. This plan includes the reconstruction of course features, replacement of irrigation systems, improvement of practice areas, and construction of storage/maintenance buildings. It is the goal of the Golf Division to keep the County courses visually pleasing and challenging while maintaining quick pace of play. Over the years, various components of this master plan have been implemented resulting in noticeable improvements in the quality of the courses and the satisfaction level of golfers. A sinking fund will be created and this project will be paid from future golf course profits over a 20 year period. In 2023, the master plan calls for the installation of course features to control irrigation issues, the reconfiguration of the tees and bunkers, and reconfiguration of the range and practice area on the Brighton Dale Links red course. Future years will include modifications to course features of the Brighton Dale blue course and the construction of storage/maintenance buildings for equipment.

Funding	Account String	2023	2024	2025	2026	2027	Total
Total Cost	641-730-7390-582100	\$1,920,000	\$870,000	\$1,210,000	\$0	\$0	\$4,000,000
Bonding		\$0	\$0	\$0	\$0	\$0	\$0
Revenue		\$0	\$0	\$0	\$0	\$0	\$0
Carryover/Reserves	641-730-7390-449990	\$1,920,000	\$870,000	\$1,210,000	\$0	\$0	\$4,000,000
Levy Funded		\$0	\$0	\$0	\$0	\$0	\$0

Project Title: Paving Projects

Project ID: Golf-4
Division: Golf
Project Lead: Dan Drier

Project Scope and Description:

Pulverize and repave the parking lots at both golf courses. The current plan is to repave the Brighton Dale lot in 2024 and the Petrifying Springs lot in 2025. The asphalt in these lots has deteriorated over the years, is broken up and unsightly. In some areas pavement no longer exists. These conditions present a potential risk to customer and Golf Division vehicles. If not repaved, then the existing surfaces will be patched and repaired as needed.

Funding	Account String	2023	2024	2025	2026	2027	Total
Total Cost	641-730-7390-582100	\$0	\$190,000	\$200,000	\$0	\$0	\$390,000
Bonding	641-730-7390-440000	\$0	\$95,000	\$100,000	\$0	\$0	\$195,000
Revenue		\$0	\$0	\$0	\$0	\$0	\$0
Carryover/Reserves	641-730-7390-449990	\$0	\$95,000	\$100,000	\$0	\$0	\$195,000
Levy Funded		\$0	\$0	\$0	\$0	\$0	\$0

Project Title:	Utility Vehicles
-----------------------	-------------------------

Project ID:	Golf-5
Division:	Golf
Project Lead:	Dan Drier

Project Scope and Description:

Replace aging utility carts that are used as general maintenance vehicles at both course locations. Individual cart costs may vary slightly depending upon features and attachments. These vehicles are part of an overall equipment replacement plan. If not replaced, the existing vehicles may experience high repair and maintenance costs.

Funding	Account String	2023	2024	2025	2026	2027	Total
Total Cost	641-730-7390-580050	\$0	\$0	\$50,000	\$50,000	\$100,000	\$200,000
Bonding	641-730-7390-440000	\$0	\$0	\$25,000	\$25,000	\$50,000	\$100,000
Revenue		\$0	\$0	\$0	\$0	\$0	\$0
Carryover/Reserves	641-730-7390-449990	\$0	\$0	\$25,000	\$25,000	\$50,000	\$100,000
Levy Funded		\$0	\$0	\$0	\$0	\$0	\$0

Kenosha County Five Year Capital Outlay/Projects Plan

Department/Division Project Title	Project ID	2023 Budgeted Capital	2024 Information Only	2025 Information Only	2026 Information Only	2027 Information Only	Total Five Year
--------------------------------------	------------	-----------------------------	-----------------------------	-----------------------------	-----------------------------	-----------------------------	--------------------

DEPARTMENT OF PUBLIC WORKS & DEVELOPMENT SERVICES

Parks and Recreation Division

Mowers and Equipment	Parks-1	\$45,000	\$100,000	\$105,000	\$105,000	\$110,000	\$465,000
Petrifying Springs Pavilions	Parks-2	\$50,000	\$350,000	\$400,000	\$0	\$0	\$800,000
Pickup Trucks	Parks-3	\$70,000	\$60,000	\$60,000	\$60,000	\$60,000	\$310,000
Playground Improvements	Parks-4	\$150,000	\$0	\$150,000	\$0	\$150,000	\$450,000
Parkland Development	Parks-5	\$225,000	\$225,000	\$225,000	\$225,000	\$225,000	\$1,125,000
Parkland Development - Revenue	Parks-5	(\$150,000)	(\$150,000)	(\$150,000)	(\$150,000)	(\$150,000)	(\$750,000)
Parkland Development - Revenue	Parks-5	(\$75,000)	(\$75,000)	(\$75,000)	(\$75,000)	(\$75,000)	(\$375,000)
Flood Plain Property	Parks-6	\$250,000	\$50,000	\$50,000	\$50,000	\$50,000	\$450,000
Flood Plain Property - ARPA Revenue	Parks-6	(\$200,000)	\$0	\$0	\$0	\$0	(\$200,000)
Building Improvements - Kemper Center	Parks-7	\$265,000	\$300,000	\$300,000	\$300,000	\$300,000	\$1,465,000
Brighton Dale Utilities	Parks-8	\$300,000	\$0	\$0	\$0	\$0	\$300,000
Utility Vehicles	Parks-9	\$0	\$40,000	\$40,000	\$40,000	\$40,000	\$160,000
Pringle Building Roof Replacement	Parks-10	\$0	\$108,000	\$0	\$0	\$0	\$108,000
Silver Lake Park Road and Parking Lot Replacements	Parks-11	\$0	\$200,000	\$1,000,000	\$1,000,000	\$1,000,000	\$3,200,000
Pike River Phase III	Parks-12	\$0	\$2,500,000	\$0	\$0	\$0	\$2,500,000
Pike River Phase III - Revenue	Parks-12	\$0	(\$1,000,000)	\$0	\$0	\$0	(\$1,000,000)
Multi-Use Trail Development	Parks-13	\$0	\$0	\$170,000	\$1,800,000	\$200,000	\$2,170,000
Multi-Use Trail Development - Revenue	Parks-13	\$0	\$0	\$0	(\$1,600,000)	\$0	(\$1,600,000)
Loader	Parks-14	\$0	\$0	\$250,000	\$0	\$0	\$250,000
Old Settler's Parking Lot Replacement	Parks-15	\$0	\$0	\$0	\$700,000	\$0	\$700,000

Bonding	\$930,000	\$2,708,000	\$2,525,000	\$2,455,000	\$1,910,000	\$10,528,000
Revenue	\$425,000	\$1,225,000	\$225,000	\$1,825,000	\$225,000	\$3,925,000
Carryover/Reserves	\$0	\$0	\$0	\$0	\$0	\$0
Levy	\$0	\$0	\$0	\$0	\$0	\$0
Project Expense	\$1,355,000	\$3,933,000	\$2,750,000	\$4,280,000	\$2,135,000	\$14,453,000

Project Title: Mowers and Equipment

Project ID: Parks-1
Division: Parks
Project Lead: Matthew Collins

Project Scope and Description:

The Division of Parks owns a fleet of mowers to maintain the County parks. Mowers are an essential piece of equipment to the Parks Division. The division maintains a detailed schedule of maintenance and replacement for all its equipment and vehicles. Annual replacement is necessary to minimize downtime, repairs and maintenance costs. Additional equipment to be purchased in 2023 includes one trailer and one blower.

Funding	Account String	2023	2024	2025	2026	2027	Total
Total Cost	411-760-7850-580050	\$45,000	\$100,000	\$105,000	\$105,000	\$110,000	\$465,000
Bonding	411-760-7850-440000	\$45,000	\$100,000	\$105,000	\$105,000	\$110,000	\$465,000
Revenue		\$0	\$0	\$0	\$0	\$0	\$0
Carryover/Reserves		\$0	\$0	\$0	\$0	\$0	\$0
Levy Funded		\$0	\$0	\$0	\$0	\$0	\$0

Project Title: Petrifying Springs Pavilions

Project ID: Parks-2
Division: Parks
Project Lead: Matthew Collins

Project Scope and Description:

Petrifying Springs Park has a total of five pavilions that can be rented by the public. Pavilions #3 and #5 were constructed in the 1960s and are in severe to critical condition and immediate action is required due to failures in the structures. In 2023 partial reconstruction will take place to keep the public safe and the pavilions operational, while in 2024-2025 complete reconstruction will take place. If nothing is done, pavilions may need to close for safety precautions and will result in costly repairs and loss of revenue.

Funding	Account String	2023	2024	2025	2026	2027	Total
Total Cost	411-760-7850-582200	\$50,000	\$350,000	\$400,000	\$0	\$0	\$800,000
Bonding	411-760-7850-440000	\$50,000	\$350,000	\$400,000	\$0	\$0	\$800,000
Revenue		\$0	\$0	\$0	\$0	\$0	\$0
Carryover/Reserves		\$0	\$0	\$0	\$0	\$0	\$0
Levy Funded		\$0	\$0	\$0	\$0	\$0	\$0

Project Title: Pickup Trucks

Project ID: Parks-3
Division: Parks
Project Lead: Matthew Collins

Project Scope and Description:

Replace 4WD heavy duty pickup trucks at various park locations. The Parks Division maintains a replacement schedule for all of their trucks to ensure usability, decrease costs and maintain service levels. The cost of each vehicle varies from \$60,000 to \$70,000 depending upon options and additional equipment (ex: plows). The request for 2023 includes one pickup truck. The current trucks are aging ((2) 1997, (2) 1999, and (1) 2000), in need of frequent repairs and have high mileage and many hours of idling time. All of these trucks will be past their useful lives at the time of replacement. If new vehicles are not purchased, the existing trucks will need maintenance, repair and replacement of failed components.

Funding	Account String	2023	2024	2025	2026	2027	Total
Total Cost	411-760-7850-581390	\$70,000	\$60,000	\$60,000	\$60,000	\$60,000	\$310,000
Bonding	411-760-7850-440000	\$70,000	\$60,000	\$60,000	\$60,000	\$60,000	\$310,000
Revenue		\$0	\$0	\$0	\$0	\$0	\$0
Carryover/Reserves		\$0	\$0	\$0	\$0	\$0	\$0
Levy Funded		\$0	\$0	\$0	\$0	\$0	\$0

Project Title: Playground Improvements

Project ID: Parks-4
Division: Parks
Project Lead: Matthew Collins

Project Scope and Description:

The Division of Parks manages a total of 16 playgrounds with approximately 80 pieces of playground equipment, some dating back to the 1930s. Many of these pieces do not meet playground safety standards. An annual schedule has been developed to coordinate the replacement of this equipment. The 2023 budget call for the replacement of the Silver Lake Park beach playground equipment.

Funding	Account String	2023	2024	2025	2026	2027	Total
Total Cost	411-760-7850-580050	\$150,000	\$0	\$150,000	\$0	\$150,000	\$450,000
Bonding	411-760-7850-440000	\$150,000	\$0	\$150,000	\$0	\$150,000	\$450,000
Revenue		\$0	\$0	\$0	\$0	\$0	\$0
Carryover/Reserves		\$0	\$0	\$0	\$0	\$0	\$0
Levy Funded		\$0	\$0	\$0	\$0	\$0	\$0

Project Title: Parkland Development

Project ID: Parks-5
Division: Parks
Project Lead: Matthew Collins

Project Scope and Description:

Kenosha County receives an annual contribution of \$75,000 from Waste Management that is used to pay for park expenses. In addition, the County receives rental income from Boundless Adventures and the Pets Biergarten totaling approximately \$150,000. These funds are also used to pay for Parks Division expenses.

Funding	Account String	2023	2024	2025	2026	2027	Total
Total Cost	420-760-7860-582250	\$225,000	\$225,000	\$225,000	\$225,000	\$225,000	\$1,125,000
Bonding		\$0	\$0	\$0	\$0	\$0	\$0
Revenue	420-760-7860-446565	\$150,000	\$150,000	\$150,000	\$150,000	\$150,000	\$750,000
Revenue (2)	420-760-7860-448550	\$75,000	\$75,000	\$75,000	\$75,000	\$75,000	\$375,000
Carryover/Reserves		\$0	\$0	\$0	\$0	\$0	\$0
Levy Funded		\$0	\$0	\$0	\$0	\$0	\$0

Project Title: Flood Plain Property

Project ID: Parks-6
Division: Parks
Project Lead: Matthew Collins

Project Scope and Description:

This project allows for the purchase of properties in flood plain areas throughout the County as they become available. Kenosha County has an ongoing program of purchasing these properties. Some of the properties are single family homes and some are vacant lots. This is a long-term project and the County has acquired many properties since the mid-1990's. Nothing specific is known at this time, but history has shown that properties become available. The cost includes any tear-down or mitigation expenses associated with the properties. Ongoing maintenance of the empty lots is negligible. The alternative is to not purchase properties and leave maintenance and mitigation expenses to the owners. Many of the properties are abandoned or present safety issues to the public. The 2023 budget will be partially funded with ARPA revenue.

Funding	Account String	2023	2024	2025	2026	2027	Total
Total Cost	411-760-7850-582100	\$250,000	\$50,000	\$50,000	\$50,000	\$50,000	\$450,000
Bonding	411-760-7850-440000	\$50,000	\$50,000	\$50,000	\$50,000	\$50,000	\$250,000
Revenue	411-760-7850-443293	\$200,000	\$0	\$0	\$0	\$0	\$200,000
Carryover/Reserves		\$0	\$0	\$0	\$0	\$0	\$0
Levy Funded		\$0	\$0	\$0	\$0	\$0	\$0

Project Title: Building Improvements - Kemper Center

Project ID: Parks-7
Division: Parks
Project Lead: Matthew Collins

Project Scope and Description:

Kemper Center County Park is a 20 acre park containing historical facilities. Annual capital improvements aim to preserve the building envelope and recreational amenities within the park. The 2023 budget is part of a long-term ongoing project which includes improvements/replacements of exterior building envelope features such as: roofing, window replacements, tuckpointing, and painting. Replacement and maintenance of building features is needed to prevent deterioration and reduce the potential for more significant and expensive building repairs. These buildings are County assets and must be maintained.

Funding	Account String	2023	2024	2025	2026	2027	Total
Total Cost	411-760-7850-582200	\$265,000	\$300,000	\$300,000	\$300,000	\$300,000	\$1,465,000
Bonding	411-760-7850-440000	\$265,000	\$300,000	\$300,000	\$300,000	\$300,000	\$1,465,000
Revenue		\$0	\$0	\$0	\$0	\$0	\$0
Carryover/Reserves		\$0	\$0	\$0	\$0	\$0	\$0
Levy Funded		\$0	\$0	\$0	\$0	\$0	\$0

Project Title: Brighton Dale Utilities

Project ID: Parks-8
Division: Parks
Project Lead: Matthew Collins

Project Scope and Description:

The sewer main needs to be replaced at Brighton Dale Park. The current sewer main is 49 years old, corroded due to water standing in the pipes for extended periods of time and beyond its useful life. This is a critical sewer line that services the Brighton Dale baseball fields as well as shelter restrooms. Failure of this sewer would release sewage to the environment and shut down facilities within the park. This is a critical need that has been postponed for several years and needs attention.

Funding	Account String	2023	2024	2025	2026	2027	Total
Total Cost	411-760-7850-582100	\$300,000	\$0	\$0	\$0	\$0	\$300,000
Bonding	411-760-7850-440000	\$300,000	\$0	\$0	\$0	\$0	\$300,000
Revenue		\$0	\$0	\$0	\$0	\$0	\$0
Carryover/Reserves		\$0	\$0	\$0	\$0	\$0	\$0
Levy Funded		\$0	\$0	\$0	\$0	\$0	\$0

Project Title: Utility Vehicles

Project ID: Parks-9
Division: Parks
Project Lead: Matthew Collins

Project Scope and Description:

Replace heavy duty utility carts at several park locations. The Parks Division maintains a replacement schedule for all of their carts to ensure usability, decrease repair costs and maintain service levels. The typical maximum life of a cart is between 3,500-4,000 hours. These carts are a part of the replacement plan and will be past their expected useful life at the time of replacement. If not replaced, the existing carts will be repaired as needed.

Funding	Account String	2023	2024	2025	2026	2027	Total
Total Cost	411-760-7850-580050	\$0	\$40,000	\$40,000	\$40,000	\$40,000	\$160,000
Bonding	411-760-7850-440000	\$0	\$40,000	\$40,000	\$40,000	\$40,000	\$160,000
Revenue		\$0	\$0	\$0	\$0	\$0	\$0
Carryover/Reserves		\$0	\$0	\$0	\$0	\$0	\$0
Levy Funded		\$0	\$0	\$0	\$0	\$0	\$0

Project Title: Pringle Building Roof Replacement

Project ID: Parks-10
Division: Parks
Project Lead: Matthew Collins

Project Scope and Description:

Removal and replacement of the deteriorating roof at the Pringle Nature Center per recommendation of third party roofing consultant. The County uses a roofing consultant to inspect all roofs of existing buildings and make recommendations for roof replacement, maintenance and related costs. Park's buildings roofs were included as a part of this study. Per their recommendation the next roof to replace is for Pringle Nature Center in 2024. If not replaced, the roof will be repaired as needed. Continued deterioration may increase future repair and maintenance costs.

Funding	Account String	2023	2024	2025	2026	2027	Total
Total Cost	411-760-7850-582200	\$0	\$108,000	\$0	\$0	\$0	\$108,000
Bonding	411-760-7850-440000	\$0	\$108,000	\$0	\$0	\$0	\$108,000
Revenue		\$0	\$0	\$0	\$0	\$0	\$0
Carryover/Reserves		\$0	\$0	\$0	\$0	\$0	\$0
Levy Funded		\$0	\$0	\$0	\$0	\$0	\$0

Project Title: Silver Lake Park Road and Parking Lot Replacements

Project ID: Parks-11
Division: Parks
Project Lead: Matthew Collins

Project Scope and Description:

Silver Lake parkway and parking lots are original to the 1970s design of the park. The parkway and parking lots are at the end of their useful lives and are deteriorating resulting in unsafe conditions for staff, visitors and vehicles. The asphalt surfaces have been patched and re-shouldered to maintain the road, but replacement should be scheduled in the foreseeable future. This project was recommended by consultants as a part of an overall county parking lot replacement plan.

Funding	Account String	2023	2024	2025	2026	2027	Total
Total Cost	411-760-7850-582100	\$0	\$200,000	\$1,000,000	\$1,000,000	\$1,000,000	\$3,200,000
Bonding	411-760-7850-440000	\$0	\$200,000	\$1,000,000	\$1,000,000	\$1,000,000	\$3,200,000
Revenue		\$0	\$0	\$0	\$0	\$0	\$0
Carryover/Reserves		\$0	\$0	\$0	\$0	\$0	\$0
Levy Funded		\$0	\$0	\$0	\$0	\$0	\$0

Project Title: Pike River Phase III

Project ID: Parks-12
Division: Parks
Project Lead: Matthew Collins

Project Scope and Description:

The Pike River restoration project within Petrifying Springs Park will improve the water quality, habitat and ecological functioning of the Pike River and its riparian zone. This will result in the reduction of elevated total suspended solids and sediment-bound nutrients that are transported to the river mouth and nearshore area of Lake Michigan. The proposed multi-phase project will control streambank erosion, improve instream habitat and use native vegetation to stabilize and improve filtration of the riparian area. Pike River Phase II was completed in 2021. Design for Phase III is complete with construction anticipated in 2024. Kenosha County is anticipating the receipt of \$1 million in grants/donations.

Funding	Account String	2023	2024	2025	2026	2027	Total
Total Cost	411-760-7850-582100	\$0	\$2,500,000	\$0	\$0	\$0	\$2,500,000
Bonding	411-760-7850-440000	\$0	\$1,500,000	\$0	\$0	\$0	\$1,500,000
Revenue	411-760-7850-446540	\$0	\$1,000,000	\$0	\$0	\$0	\$1,000,000
Carryover/Reserves		\$0	\$0	\$0	\$0	\$0	\$0
Levy Funded		\$0	\$0	\$0	\$0	\$0	\$0

Project Title: Multi-Use Trail Development

Project ID: Parks-13
Division: Parks
Project Lead: Matthew Collins

Project Scope and Description:

The Kenosha County Comprehensive Bike Plan defined recommendations for multi-use trails and safe bike routes along our community's roadways. The proposed trail employs easements on several geographically critical, Thelen Sand and Gravel owned properties, that would enable the construction of a 4-mile connection to a broad range of parks/recreational amenities, tourist destinations, businesses and links to neighborhoods in Kenosha, Lake and McHenry counties. Design and engineering will occur in 2025 with anticipated construction in 2026. Kenosha County intends to apply for DOT Transportation Alternative Program (TAP) & CMAQ grants that will cover 80% of construction costs.

Funding	Account String	2023	2024	2025	2026	2027	Total
Total Cost	411-760-7850-582100	\$0	\$0	\$170,000	\$1,800,000	\$200,000	\$2,170,000
Bonding	411-760-7850-440000	\$0	\$0	\$170,000	\$200,000	\$200,000	\$570,000
Revenue	411-760-7850-446540	\$0	\$0	\$0	\$1,600,000	\$0	\$1,600,000
Carryover/Reserves		\$0	\$0	\$0	\$0	\$0	\$0
Levy Funded		\$0	\$0	\$0	\$0	\$0	\$0

Project Title: Loader

Project ID: Parks-14
Division: Parks
Project Lead: Matthew Collins

Project Scope and Description:

Replacement of an existing front-end loader for west-end park operations. Existing Case tractor will have over 4,700 hours and will be at the end of its expected useful life.

Funding	Account String	2023	2024	2025	2026	2027	Total
Total Cost	411-760-7850-581390	\$0	\$0	\$250,000	\$0	\$0	\$250,000
Bonding	411-760-7850-440000	\$0	\$0	\$250,000	\$0	\$0	\$250,000
Revenue		\$0	\$0	\$0	\$0	\$0	\$0
Carryover/Reserves		\$0	\$0	\$0	\$0	\$0	\$0
Levy Funded		\$0	\$0	\$0	\$0	\$0	\$0

Project Title:	Old Settler's Parking Lot Replacement
-----------------------	--

Project ID:	Parks-15
Division:	Parks
Project Lead:	Matthew Collins

Project Scope and Description:

Old Settlers Park has two parking lots located on the north and south sides of STH 50 within the Village of Paddock Lake. The parking lots are at the end of their useful lives and need to be resurfaced to accommodate park patrons, special events and recreational activities. Replacement of these lots was recommended by a consultant who studied all of the County parking lots.

Funding	Account String	2023	2024	2025	2026	2027	Total
Total Cost	411-760-7850-582100	\$0	\$0	\$0	\$700,000	\$0	\$700,000
Bonding	411-760-7850-440000	\$0	\$0	\$0	\$700,000	\$0	\$700,000
Revenue		\$0	\$0	\$0	\$0	\$0	\$0
Carryover/Reserves		\$0	\$0	\$0	\$0	\$0	\$0
Levy Funded		\$0	\$0	\$0	\$0	\$0	\$0

Kenosha County Five Year Capital Outlay/Projects Plan

Department/Division Project Title	Project ID	2023 Budgeted Capital	2024 Information Only	2025 Information Only	2026 Information Only	2027 Information Only	Total Five Year
--------------------------------------	------------	-----------------------------	-----------------------------	-----------------------------	-----------------------------	-----------------------------	--------------------

DEPARTMENT OF PUBLIC WORKS & DEVELOPMENT SERVICES

Highway Division - Equipment

Crew-Cab Trucks (4)	Hwy Equip-1	\$50,000	\$0	\$60,000	\$50,000	\$60,000	\$220,000
Hot Patchers (4)	Hwy Equip-2	\$80,000	\$0	\$0	\$0	\$0	\$80,000
Melter/Applicator (2)	Hwy Equip-3	\$95,000	\$0	\$0	\$0	\$100,000	\$195,000
Service Truck (1)	Hwy Equip-4	\$150,000	\$0	\$0	\$0	\$0	\$150,000
Vacuum Truck (1)	Hwy Equip-5	\$375,000	\$0	\$0	\$0	\$0	\$375,000
Tri Axle Trucks (8)	Hwy Equip-6	\$600,000	\$600,000	\$600,000	\$315,000	\$350,000	\$2,465,000
One Ton Trucks (2)	Hwy Equip-7	\$0	\$70,000	\$0	\$0	\$85,000	\$155,000
Single Axle Truck (4)	Hwy Equip-8	\$0	\$260,000	\$260,000	\$275,000	\$300,000	\$1,095,000
Tandem Axle Trucks (4)	Hwy Equip-9	\$0	\$260,000	\$0	\$535,000	\$325,000	\$1,120,000
Excavators (2)	Hwy Equip-10	\$0	\$350,000	\$375,000	\$0	\$0	\$725,000
Wheel Loader (1)	Hwy Equip-11	\$0	\$350,000	\$0	\$0	\$0	\$350,000
Attenuator (1)	Hwy Equip-12	\$0	\$0	\$30,000	\$0	\$0	\$30,000
Skid Steer (1)	Hwy Equip-13	\$0	\$0	\$100,000	\$0	\$0	\$100,000
Stake Body Truck (1)	Hwy Equip-14	\$0	\$0	\$130,000	\$0	\$0	\$130,000
Tractor Mowers (4)	Hwy Equip-15	\$0	\$0	\$150,000	\$165,000	\$0	\$315,000
Fork Lifts (2)	Hwy Equip-16	\$0	\$0	\$0	\$40,000	\$45,000	\$85,000
Arrow Boards (3)	Hwy Equip-17	\$0	\$0	\$0	\$50,000	\$25,000	\$75,000
Air Compressor (1)	Hwy Equip-18	\$0	\$0	\$0	\$50,000	\$0	\$50,000
Backhoe (1)	Hwy Equip-19	\$0	\$0	\$0	\$175,000	\$0	\$175,000
Snow Blower Attachment (1)	Hwy Equip-20	\$0	\$0	\$0	\$300,000	\$0	\$300,000
Roller (1)	Hwy Equip-21	\$0	\$0	\$0	\$0	\$100,000	\$100,000
Dozer (1)	Hwy Equip-22	\$0	\$0	\$0	\$0	\$248,000	\$248,000

Bonding	\$1,350,000	\$1,890,000	\$1,705,000	\$1,955,000	\$1,638,000	\$8,538,000
Revenue	\$0	\$0	\$0	\$0	\$0	\$0
Carryover/Reserves	\$0	\$0	\$0	\$0	\$0	\$0
Levy	\$0	\$0	\$0	\$0	\$0	\$0
Project Expense	\$1,350,000	\$1,890,000	\$1,705,000	\$1,955,000	\$1,638,000	\$8,538,000

Project Title: Crew-Cab Trucks (4)

Project ID: Hwy Equip-1
Division: Highway
Project Lead: Clement Abongwa

Project Scope and Description:

The Highway division purchases two types of crew-cab vehicles, one for supervision requirements and one for Highway road crew (one tons). In 2023, one supervision crew cab truck will be replaced. Each vehicle will be beyond the expected useful life with excessive mileage at the time of replacement. Repairs are not cost effective and there is a risk of the loss of service should there be mechanical failure. The Highway Division reserves the right to make the actual vehicle selected for replacement/trade-in depending upon needs at that time.

Funding	Account String	2023	2024	2025	2026	2027	Total
Total Cost	711-700-7090-581390	\$50,000	\$0	\$60,000	\$50,000	\$60,000	\$220,000
Bonding	711-700-7090-440000	\$50,000	\$0	\$60,000	\$50,000	\$60,000	\$220,000
Revenue		\$0	\$0	\$0	\$0	\$0	\$0
Carryover/Reserves		\$0	\$0	\$0	\$0	\$0	\$0
Levy Funded		\$0	\$0	\$0	\$0	\$0	\$0

Project Title: Hot Patchers (4)

Project ID: Hwy Equip-2
Division: Highway
Project Lead: Clement Abongwa

Project Scope and Description:

Replace four truck bed hot patchers used for cold patching. The current pieces of equipment were purchased between 2010-2013 and are past their useful lives. The hot patch systems are used frequently, especially during winter operations, and are a necessary function of keeping the County roads as kept together and safe as possible. Failure to replace this equipment may lead to lower road standards and decreased level of service while increasing repair costs.

Funding	Account String	2023	2024	2025	2026	2027	Total
Total Cost	711-700-7090-580050	\$80,000	\$0	\$0	\$0	\$0	\$80,000
Bonding	711-700-7090-440000	\$80,000	\$0	\$0	\$0	\$0	\$80,000
Revenue		\$0	\$0	\$0	\$0	\$0	\$0
Carryover/Reserves		\$0	\$0	\$0	\$0	\$0	\$0
Levy Funded		\$0	\$0	\$0	\$0	\$0	\$0

Project Title: Melter/Applicator (2)

Project ID: Hwy Equip-3
Division: Highway
Project Lead: Clement Abongwa

Project Scope and Description:

Replace a 2008 melter/applicator used by the Highway Division for general road maintenance purposes in 2023 and another in 2027. These pieces of equipment are beyond their expected useful life and incur excessive repair costs. This is part of an ongoing vehicle and equipment replacement plan. If not replaced there may be a reduction in the level of service due to mechanical failure. The units to be replaced will have over 4,000 hours of operation at the time of replacement. The Highway Division reserves the right to alter the piece of equipment selected (no change in cost) should this be necessary.

Funding	Account String	2023	2024	2025	2026	2027	Total
Total Cost	711-700-7090-581390	\$95,000	\$0	\$0	\$0	\$100,000	\$195,000
Bonding	711-700-7090-440000	\$95,000	\$0	\$0	\$0	\$100,000	\$195,000
Revenue		\$0	\$0	\$0	\$0	\$0	\$0
Carryover/Reserves		\$0	\$0	\$0	\$0	\$0	\$0
Levy Funded		\$0	\$0	\$0	\$0	\$0	\$0

Project Title: Service Truck (1)

Project ID: Hwy Equip-4
Division: Highway
Project Lead: Clement Abongwa

Project Scope and Description:

Replace a 1993 service truck used by the Highway Division for general road maintenance purposes. This piece of equipment will be beyond its expected useful life at the time of replacement. This vehicle is part of an ongoing vehicle replacement plan. If not replaced there may be a reduction in the level of service due to mechanical failure. The Highway Division reserves the right to make the actual vehicle selected for replacement/trade-in depending upon needs at that time.

Funding	Account String	2023	2024	2025	2026	2027	Total
Total Cost	711-700-7090-581390	\$150,000	\$0	\$0	\$0	\$0	\$150,000
Bonding	711-700-7090-440000	\$150,000	\$0	\$0	\$0	\$0	\$150,000
Revenue		\$0	\$0	\$0	\$0	\$0	\$0
Carryover/Reserves		\$0	\$0	\$0	\$0	\$0	\$0
Levy Funded		\$0	\$0	\$0	\$0	\$0	\$0

Project Title: Vacuum Truck (1)

Project ID: Hwy Equip-5
Division: Highway
Project Lead: Clement Abongwa

Project Scope and Description:

Replace a 2009 vacuum truck used by the Division of Highways for general maintenance purposes. This vehicle is included in the overall highway equipment replacement plan and is at the end of its useful life. Due to difficulty in acquiring replacement parts, this piece of equipment has already incurred over a month of idle time causing the County to rent from third parties. If not replaced there is a high risk of loss of service or excessive repair costs. The Highway Division reserves the right to make the actual vehicle selected for replacement/trade-in depending upon needs at that time.

Funding	Account String	2023	2024	2025	2026	2027	Total
Total Cost	711-700-7090-581390	\$375,000	\$0	\$0	\$0	\$0	\$375,000
Bonding	711-700-7090-440000	\$375,000	\$0	\$0	\$0	\$0	\$375,000
Revenue		\$0	\$0	\$0	\$0	\$0	\$0
Carryover/Reserves		\$0	\$0	\$0	\$0	\$0	\$0
Levy Funded		\$0	\$0	\$0	\$0	\$0	\$0

Project Title: Tri Axle Trucks (8)

Project ID: Hwy Equip-6
Division: Highway
Project Lead: Clement Abongwa

Project Scope and Description:

Replace eight tri-axle trucks used by the Highway Division for plowing and road maintenance. At the time of replacement, these vehicles will over 15 years old and beyond their expected useful lives. These new vehicles are part of an ongoing vehicle replacement plan. There are currently four purchased in 2007 that replacement parts are becoming extremely difficult acquire, leading to extended idle time and costly repairs. If not replaced there may be a reduction in the level of service due to mechanical failure. The Highway Division reserves the right to make the actual vehicle selected for replacement/trade-in depending upon needs at that time.

Funding	Account String	2023	2024	2025	2026	2027	Total
Total Cost	711-700-7090-581390	\$600,000	\$600,000	\$600,000	\$315,000	\$350,000	\$2,465,000
Bonding	711-700-7090-440000	\$600,000	\$600,000	\$600,000	\$315,000	\$350,000	\$2,465,000
Revenue		\$0	\$0	\$0	\$0	\$0	\$0
Carryover/Reserves		\$0	\$0	\$0	\$0	\$0	\$0
Levy Funded		\$0	\$0	\$0	\$0	\$0	\$0

Project Title: One Ton Trucks (2)

Project ID: Hwy Equip-7
Division: Highway
Project Lead: Clement Abongwa

Project Scope and Description:

Replace two one ton trucks, one in 2024 and 2027, for use by the Division of Highways. These vehicles were purchased in 2016 and used constantly by Division personnel, accumulating excessive mileage quickly, averaging 23,000 miles per year. One ton trucks cost between \$50,000 - \$70,000 depending upon attachments. These vehicles are part of an ongoing vehicle replacement plan. If not replaced, there may be a reduction in the level of service due to mechanical failure. The Highway Division reserves the right to make the actual vehicle selected for replacement/trade-in depending upon needs at that time.

Funding	Account String	2023	2024	2025	2026	2027	Total
Total Cost	711-700-7090-581390	\$0	\$70,000	\$0	\$0	\$85,000	\$155,000
Bonding	711-700-7090-440000	\$0	\$70,000	\$0	\$0	\$85,000	\$155,000
Revenue		\$0	\$0	\$0	\$0	\$0	\$0
Carryover/Reserves		\$0	\$0	\$0	\$0	\$0	\$0
Levy Funded		\$0	\$0	\$0	\$0	\$0	\$0

Project Title: Single Axle Truck (4)

Project ID: Hwy Equip-8
Division: Highway
Project Lead: Clement Abongwa

Project Scope and Description:

Replace four single axle trucks, one in each year 2024-2027, used by the Highway Division for plowing and general road maintenance purposes. The existing equipment is beyond its expected useful life and will be of at least 17 years old at the time of replacement. These vehicles are part of an ongoing vehicle replacement plan. If not replaced there may be a reduction in the level of service due to mechanical failure. The Highway Division reserves the right to make the actual vehicle selected for replacement/trade-in depending upon needs at that time.

Funding	Account String	2023	2024	2025	2026	2027	Total
Total Cost	711-700-7090-581390	\$0	\$260,000	\$260,000	\$275,000	\$300,000	\$1,095,000
Bonding	711-700-7090-440000	\$0	\$260,000	\$260,000	\$275,000	\$300,000	\$1,095,000
Revenue		\$0	\$0	\$0	\$0	\$0	\$0
Carryover/Reserves		\$0	\$0	\$0	\$0	\$0	\$0
Levy Funded		\$0	\$0	\$0	\$0	\$0	\$0

Project Title: Tandem Axle Trucks (4)

Project ID: Hwy Equip-9
Division: Highway
Project Lead: Clement Abongwa

Project Scope and Description:

Replace four tandem axle trucks used by the Highway Division for plowing and road maintenance. At the time of replacement, these vehicles will be over 20 years old and beyond their expected useful lives, incurring excessive repair costs. These new vehicles are part of an ongoing vehicle replacement plan. If not replaced there may be a reduction in the level of service due to mechanical failure. The Highway Division reserves the right to make the actual vehicle selected for replacement/trade-in depending upon needs at that time.

Funding	Account String	2023	2024	2025	2026	2027	Total
Total Cost	711-700-7090-581390	\$0	\$260,000	\$0	\$535,000	\$325,000	\$1,120,000
Bonding	711-700-7090-440000	\$0	\$260,000	\$0	\$535,000	\$325,000	\$1,120,000
Revenue		\$0	\$0	\$0	\$0	\$0	\$0
Carryover/Reserves		\$0	\$0	\$0	\$0	\$0	\$0
Levy Funded		\$0	\$0	\$0	\$0	\$0	\$0

Project Title: Excavators (2)

Project ID: Hwy Equip-10
Division: Highway
Project Lead: Clement Abongwa

Project Scope and Description:

Replace two excavators used by the Highway Division for hauling, general road repair and maintenance purposes. The Division maintains a comprehensive vehicle replacement plan to provide high levels of service and reduce repair/maintenance expenses. Excavators are a part of this plan and will be 10 years old and beyond their useful life at the time of replacement. The Highway Division reserves the right to make the actual vehicle selected for replacement/trade-in depending upon needs at that time.

Funding	Account String	2023	2024	2025	2026	2027	Total
Total Cost	711-700-7090-581390	\$0	\$350,000	\$375,000	\$0	\$0	\$725,000
Bonding	711-700-7090-440000	\$0	\$350,000	\$375,000	\$0	\$0	\$725,000
Revenue		\$0	\$0	\$0	\$0	\$0	\$0
Carryover/Reserves		\$0	\$0	\$0	\$0	\$0	\$0
Levy Funded		\$0	\$0	\$0	\$0	\$0	\$0

Project Title: Wheel Loader (1)

Project ID: Hwy Equip-11
Division: Highway
Project Lead: Clement Abongwa

Project Scope and Description:

Replace a 2000 wheel loader used by the Division of Highways for maintenance and repair purposes. This equipment is beyond its expected useful life. If not replaced, there is a risk of loss of service due to mechanical failure. The Highway Division reserves the right to make the actual vehicle selected for replacement/trade-in depending upon needs at that time.

Funding	Account String	2023	2024	2025	2026	2027	Total
Total Cost	711-700-7090-581390	\$0	\$350,000	\$0	\$0	\$0	\$350,000
Bonding	711-700-7090-440000	\$0	\$350,000	\$0	\$0	\$0	\$350,000
Revenue		\$0	\$0	\$0	\$0	\$0	\$0
Carryover/Reserves		\$0	\$0	\$0	\$0	\$0	\$0
Levy Funded		\$0	\$0	\$0	\$0	\$0	\$0

Project Title: Attenuator (1)

Project ID: Hwy Equip-12
Division: Highway
Project Lead: Clement Abongwa

Project Scope and Description:

Replace an attenuator, also known as a crash cushion, used by the Highway Division for safety precautions while working in the field. This piece of equipment is used to take impact from distracted road patrons, to keep our County employees safe. Attenuators should be replaced on a regular basis to ensure safety functions are intact and up to date. Highway staff maintains a schedule of recommended equipment replacements. This unit is currently scheduled to be replaced in 2025.

Funding	Account String	2023	2024	2025	2026	2027	Total
Total Cost	711-700-7090-580050	\$0	\$0	\$30,000	\$0	\$0	\$30,000
Bonding	711-700-7090-440000	\$0	\$0	\$30,000	\$0	\$0	\$30,000
Revenue		\$0	\$0	\$0	\$0	\$0	\$0
Carryover/Reserves		\$0	\$0	\$0	\$0	\$0	\$0
Levy Funded		\$0	\$0	\$0	\$0	\$0	\$0

Project Title: Skid Steer (1)

Project ID: Hwy Equip-13
Division: Highway
Project Lead: Clement Abongwa

Project Scope and Description:

Replace a 1999 skid steer used by the Highway Division for general road maintenance purposes. This vehicle is beyond its expected useful life and incurs excessive repair costs. This vehicle is part of an ongoing vehicle replacement plan. If not replaced there may be a reduction in the level of service due to mechanical failure. This vehicle will have over 6,000 hours of operation at the time of replacement. The Highway Division reserves the right to make the actual vehicle selected for replacement/trade-in depending upon needs at that time.

Funding	Account String	2023	2024	2025	2026	2027	Total
Total Cost	711-700-7090-581390	\$0	\$0	\$100,000	\$0	\$0	\$100,000
Bonding	711-700-7090-440000	\$0	\$0	\$100,000	\$0	\$0	\$100,000
Revenue		\$0	\$0	\$0	\$0	\$0	\$0
Carryover/Reserves		\$0	\$0	\$0	\$0	\$0	\$0
Levy Funded		\$0	\$0	\$0	\$0	\$0	\$0

Project Title: Stake Body Truck (1)

Project ID: Hwy Equip-14
Division: Highway
Project Lead: Clement Abongwa

Project Scope and Description:

Replace a 1996 stake body truck used by the Highway Division for general road repair and maintenance purposes. This vehicle will be almost 30 years of age at the time of replacement and is well past its useful life. The Division maintains a comprehensive vehicle replacement plan to provide high levels of service and reduce repair/maintenance expenses. The Highway Division reserves the right to make the actual vehicle selected for replacement/trade-in depending upon needs at that time.

Funding	Account String	2023	2024	2025	2026	2027	Total
Total Cost	711-700-7090-581390	\$0	\$0	\$130,000	\$0	\$0	\$130,000
Bonding	711-700-7090-440000	\$0	\$0	\$130,000	\$0	\$0	\$130,000
Revenue		\$0	\$0	\$0	\$0	\$0	\$0
Carryover/Reserves		\$0	\$0	\$0	\$0	\$0	\$0
Levy Funded		\$0	\$0	\$0	\$0	\$0	\$0

Project Title: Tractor Mowers (4)

Project ID: Hwy Equip-15
Division: Highway
Project Lead: Clement Abongwa

Project Scope and Description:

Replace four tractor mowers used by the Highway Division for highway maintenance. These pieces of equipment were purchased in 1993 and 2001 and are well beyond their expected useful lives, incurring excessive repair costs. The tractor mowers vary in size and attachments and therefore price per unit, averaging approximately \$75,000 each. This new equipment is part of an ongoing fleet replacement plan. If not replaced there may be a reduction in the level of service due to mechanical failure. The Highway Division reserves the right to make the actual vehicle selected for replacement/trade-in depending upon needs at that time.

Funding	Account String	2023	2024	2025	2026	2027	Total
Total Cost	711-700-7090-581390	\$0	\$0	\$150,000	\$165,000	\$0	\$315,000
Bonding	711-700-7090-440000	\$0	\$0	\$150,000	\$165,000	\$0	\$315,000
Revenue		\$0	\$0	\$0	\$0	\$0	\$0
Carryover/Reserves		\$0	\$0	\$0	\$0	\$0	\$0
Levy Funded		\$0	\$0	\$0	\$0	\$0	\$0

Project Title: Fork Lifts (2)

Project ID: Hwy Equip-16
Division: Highway
Project Lead: Clement Abongwa

Project Scope and Description:

Replace two fork lifts used by the Highway Division for general shop maintenance purposes. Fork lifts are needed in the shop and yard for moving large/heavy parts and inventory and general maintenance. Highway staff maintains a schedule of recommended equipment replacements.

Funding	Account String	2023	2024	2025	2026	2027	Total
Total Cost	711-700-7090-580050	\$0	\$0	\$0	\$40,000	\$45,000	\$85,000
Bonding	711-700-7090-440000	\$0	\$0	\$0	\$40,000	\$45,000	\$85,000
Revenue		\$0	\$0	\$0	\$0	\$0	\$0
Carryover/Reserves		\$0	\$0	\$0	\$0	\$0	\$0
Levy Funded		\$0	\$0	\$0	\$0	\$0	\$0

Project Title: Arrow Boards (3)

Project ID: Hwy Equip-17
Division: Highway
Project Lead: Clement Abongwa

Project Scope and Description:

Replace three arrow boards, two in 2026 and one 2027, to be used by the Highway Division to notify motorists about lane restrictions and other general highway issues to detour traffic. With the increase in construction projects, the County cannot afford to be without even one arrow board for an extended period of time.

Funding	Account String	2023	2024	2025	2026	2027	Total
Total Cost	711-700-7090-580050	\$0	\$0	\$0	\$50,000	\$25,000	\$75,000
Bonding	711-700-7090-440000	\$0	\$0	\$0	\$50,000	\$25,000	\$75,000
Revenue		\$0	\$0	\$0	\$0	\$0	\$0
Carryover/Reserves		\$0	\$0	\$0	\$0	\$0	\$0
Levy Funded		\$0	\$0	\$0	\$0	\$0	\$0

Project Title: Air Compressor (1)

Project ID: Hwy Equip-18
Division: Highway
Project Lead: Clement Abongwa

Project Scope and Description:

Replace a 1989 air compressor for use by the Division of Highways. This piece of equipment is beyond the expected useful life and in need of constant maintenance and repair. Repairs are not cost effective and there is a risk of loss of service should there be mechanical failure.

Funding	Account String	2023	2024	2025	2026	2027	Total
Total Cost	711-700-7090-580050	\$0	\$0	\$0	\$50,000	\$0	\$50,000
Bonding	711-700-7090-440000	\$0	\$0	\$0	\$50,000	\$0	\$50,000
Revenue		\$0	\$0	\$0	\$0	\$0	\$0
Carryover/Reserves		\$0	\$0	\$0	\$0	\$0	\$0
Levy Funded		\$0	\$0	\$0	\$0	\$0	\$0

Project Title: Backhoe (1)

Project ID: Hwy Equip-19
Division: Highway
Project Lead: Clement Abongwa

Project Scope and Description:

Replace a 1993 backhoe used by the Highway Division for general road maintenance purposes. This piece of equipment is beyond its expected useful life and incurs excessive repair costs. This equipment is part of an ongoing fleet replacement plan. If not replaced there may be a reduction in the level of service due to mechanical failure. The Highway Division reserves the right to make the actual vehicle selected for replacement/trade-in depending upon needs at that time.

Funding	Account String	2023	2024	2025	2026	2027	Total
Total Cost	711-700-7090-581390	\$0	\$0	\$0	\$175,000	\$0	\$175,000
Bonding	711-700-7090-440000	\$0	\$0	\$0	\$175,000	\$0	\$175,000
Revenue		\$0	\$0	\$0	\$0	\$0	\$0
Carryover/Reserves		\$0	\$0	\$0	\$0	\$0	\$0
Levy Funded		\$0	\$0	\$0	\$0	\$0	\$0

Project Title: Snow Blower Attachment (1)

Project ID: Hwy Equip-20
Division: Highway
Project Lead: Clement Abongwa

Project Scope and Description:

Purchase a snow blower attachment for snow removal when the snow has become too built up and further plowing is not an option. This unit can be attached to various vehicles, both County and contractor, as needed. The County may contract with a merchant on a per use basis and attach the snow blower to the contractor's vehicle to remove snow from the interstate. The purchase of another tractor to accommodate the snow blower may not be cost effective.

Funding	Account String	2023	2024	2025	2026	2027	Total
Total Cost	711-700-7090-580050	\$0	\$0	\$0	\$300,000	\$0	\$300,000
Bonding	711-700-7090-440000	\$0	\$0	\$0	\$300,000	\$0	\$300,000
Revenue		\$0	\$0	\$0	\$0	\$0	\$0
Carryover/Reserves		\$0	\$0	\$0	\$0	\$0	\$0
Levy Funded		\$0	\$0	\$0	\$0	\$0	\$0

Project Title: Roller (1)

Project ID: Hwy Equip-21
Division: Highway
Project Lead: Clement Abongwa

Project Scope and Description:

Replace a 1997 roller used by the Highway Division for paving, general road repair and maintenance purposes. The Division maintains a comprehensive vehicle replacement plan to provide high levels of service and reduce repair/maintenance expenses. With the increase in road construction, rollers have become a vital part of this plan. The Highway Division reserves the right to make the actual vehicle selected for replacement/trade-in depending upon needs at that time.

Funding	Account String	2023	2024	2025	2026	2027	Total
Total Cost	711-700-7090-581390	\$0	\$0	\$0	\$0	\$100,000	\$100,000
Bonding	711-700-7090-440000	\$0	\$0	\$0	\$0	\$100,000	\$100,000
Revenue		\$0	\$0	\$0	\$0	\$0	\$0
Carryover/Reserves		\$0	\$0	\$0	\$0	\$0	\$0
Levy Funded		\$0	\$0	\$0	\$0	\$0	\$0

Project Title: Dozer (1)

Project ID: Hwy Equip-22
Division: Highway
Project Lead: Clement Abongwa

Project Scope and Description:

Replace a 2016 dozer used by the Highway Division for general road maintenance purposes. This piece of equipment will be beyond its expected useful life at the time of replacement. This vehicle is part of an ongoing vehicle replacement plan. If not replaced there may be a reduction in the level of service due to mechanical failure. The Highway Division reserves the right to make the actual vehicle selected for replacement/trade-in depending upon needs at that time.

Funding	Account String	2023	2024	2025	2026	2027	Total
Total Cost	711-700-7090-581390	\$0	\$0	\$0	\$0	\$248,000	\$248,000
Bonding	711-700-7090-440000	\$0	\$0	\$0	\$0	\$248,000	\$248,000
Revenue		\$0	\$0	\$0	\$0	\$0	\$0
Carryover/Reserves		\$0	\$0	\$0	\$0	\$0	\$0
Levy Funded		\$0	\$0	\$0	\$0	\$0	\$0

Kenosha County Five Year Capital Outlay/Projects Plan

Department/Division Project Title	Project ID	2023 Budgeted Capital	2024 Information Only	2025 Information Only	2026 Information Only	2027 Information Only	Total Five Year
--------------------------------------	------------	-----------------------------	-----------------------------	-----------------------------	-----------------------------	-----------------------------	--------------------

DEPARTMENT OF PUBLIC WORKS & DEVELOPMENT SERVICES

Highway Division - Projects

Transportation Infrastructure Improvements	Hwy Proj-1	\$4,226,200	\$4,300,000	\$4,350,000	\$4,400,000	\$4,450,000	\$21,726,200
Transportation Infrastructure Improvements - ARPA Revenue	Hwy Proj-1	(\$1,500,000)	\$0	\$0	\$0	\$0	(\$1,500,000)
CTH W - State Line to CTH C	Hwy Proj-2	\$501,000	\$4,386,500	\$0	\$0	\$0	\$4,887,500
CTH W - State Line to CTH C - Revenue	Hwy Proj-2	(\$339,200)	(\$2,396,000)	\$0	\$0	\$0	(\$2,735,200)
CTH W - State Line to CTH C - ARPA Revenue	Hwy Proj-2	\$0	(\$1,500,000)	\$0	\$0	\$0	(\$1,500,000)
CTH W - Fox River Bank	Hwy Proj-3	\$300,000	\$0	\$2,500,000	\$0	\$0	\$2,800,000
CTH W - Fox River Bank - Revenue	Hwy Proj-3	\$0	\$0	(\$1,900,000)	\$0	\$0	(\$1,900,000)
CTH W - CTH C to CTH F	Hwy Proj-4	\$200,000	\$0	\$730,000	\$1,771,550	\$11,000,000	\$13,701,550
CTH W - CTH C to CTH F - Revenue	Hwy Proj-4	\$0	\$0	(\$700,000)	\$0	(\$7,000,000)	(\$7,700,000)
CTH K Reconstruction - Phase I	Hwy Proj-5	\$500,000	\$0	\$0	\$0	\$0	\$500,000
CTH K Reconstruction - Phase I - Reserves	Hwy Proj-5	(\$500,000)	\$0	\$0	\$0	\$0	(\$500,000)
CTH K Reconstruction - Phase II	Hwy Proj-6	\$200,000	\$1,500,000	\$1,422,000	\$10,205,000	\$0	\$13,327,000
CTH K Reconstruction - Phase II - Revenue (STP)	Hwy Proj-6	\$0	(\$800,000)	\$0	(\$7,000,000)	\$0	(\$7,800,000)
CTH K Reconstruction - Phase III	Hwy Proj-7	\$0	\$200,000	\$780,000	\$1,491,950	\$11,300,000	\$13,771,950
CTH K Reconstruction - Phase III - Revenue	Hwy Proj-7	\$0	\$0	(\$624,000)	\$0	(\$7,200,000)	(\$7,824,000)
Roundabout at CTH A and CTH Y	Hwy Proj-8	\$1,866,000	\$0	\$0	\$0	\$0	\$1,866,000
Roundabout at CTH A and CTH Y - Revenue	Hwy Proj-8	(\$1,432,000)	\$0	\$0	\$0	\$0	(\$1,432,000)
Local Road Improvement Projects - CTH EM	Hwy Proj-9	\$2,685,000	\$0	\$0	\$0	\$0	\$2,685,000
Local Road Improvement Projects - CTH EM - Revenue (State)	Hwy Proj-9	(\$672,000)	\$0	\$0	\$0	\$0	(\$672,000)
Local Road Improvement Projects - CTH EM - Revenue (Twin Lakes)	Hwy Proj-9	(\$250,000)	\$0	\$0	\$0	\$0	(\$250,000)
Local Road Improvement Projects - CTH E	Hwy Proj-10	\$150,000	\$1,343,264	\$0	\$0	\$0	\$1,493,264
Local Road Improvement Projects - CTH E - Revenue	Hwy Proj-10	\$0	(\$343,264)	\$0	\$0	\$0	(\$343,264)
Local Road Improvement Projects - CTH H	Hwy Proj-11	\$150,000	\$1,549,054	\$0	\$0	\$0	\$1,699,054
Local Road Improvement Projects - CTH H - Revenue	Hwy Proj-11	\$0	(\$549,054)	\$0	\$0	\$0	(\$549,054)
Local Road Improvement Projects	Hwy Proj-12	\$0	\$0	\$625,000	\$650,000	\$625,000	\$1,900,000
Local Road Improvement Projects - Revenue	Hwy Proj-12	\$0	\$0	(\$313,000)	(\$325,000)	(\$313,000)	(\$951,000)
Replacement of Bridge Deck - CTH A	Hwy Proj-13	\$0	\$100,000	\$1,200,000	\$0	\$0	\$1,300,000
Replacement of Bridge Deck - CTH A - Revenue	Hwy Proj-13	\$0	\$0	(\$1,000,000)	\$0	\$0	(\$1,000,000)
CTH WG Bridge Reconstruction	Hwy Proj-14	\$0	\$100,000	\$0	\$1,600,000	\$0	\$1,700,000
CTH WG Bridge Reconstruction - Revenue	Hwy Proj-14	\$0	\$0	\$0	(\$1,200,000)	\$0	(\$1,200,000)
CTH Multi-Use Trail - CTH C - 128th Ave to CTH U	Hwy Proj-15	\$0	\$100,000	\$1,000,000	\$0	\$0	\$1,100,000
CTH Multi-Use Trail - CTH C - 128th Ave to CTH U - Revenue	Hwy Proj-15	\$0	\$0	(\$800,000)	\$0	\$0	(\$800,000)

Bonding	\$6,085,000	\$7,990,500	\$7,270,000	\$11,593,500	\$12,862,000	\$45,801,000
Revenue	\$4,193,200	\$5,588,318	\$5,337,000	\$8,525,000	\$14,513,000	\$38,156,518
Carryover/Reserves	\$500,000	\$0	\$0	\$0	\$0	\$500,000
Levy	\$0	\$0	\$0	\$0	\$0	\$0
Project Expense	\$10,778,200	\$13,578,818	\$12,607,000	\$20,118,500	\$27,375,000	\$84,457,518

Project Title: Transportation Infrastructure Improvements

Project ID: Hwy Proj-1
Division: Highway
Project Lead: Clement Abongwa

Project Scope and Description:

This budget captures a multitude of county highway improvement projects including but not limited to design, right of way purchase, repaving, construction, culverts, multi-use trails, park roads and general infrastructure improvements. Project costs include labor, machinery, materials and contractor/sub-contractor costs. Projects are prioritized and undertaken on an as-needed basis. Prioritization is based on asset condition, traffic volume and route importance. Kenosha County utilizes an industry-specific rating system when evaluating and prioritizing projects. ARPA funding will be used to partially offset the cost of these improvements. The deterioration rate of paving, from new to failed, is approximately 15 years. The county highway mileage is currently 249 miles. Failure to complete these projects will result in patching and repairing cracks and potholes and continuing safety hazards to motorists. The goal for 2023 is to replace 15 miles of county highway center lane mileage.

Funding	Account String	2023	2024	2025	2026	2027	Total
Total Cost	711-700-7090-582260	\$4,226,200	\$4,300,000	\$4,350,000	\$4,400,000	\$4,450,000	\$21,726,200
Bonding	711-700-7090-440000	\$2,726,200	\$4,300,000	\$4,350,000	\$4,400,000	\$4,450,000	\$20,226,200
Revenue	711-700-7090-443293	\$1,500,000	\$0	\$0	\$0	\$0	\$1,500,000
Carryover/Reserves		\$0	\$0	\$0	\$0	\$0	\$0
Levy Funded		\$0	\$0	\$0	\$0	\$0	\$0

Project Title: CTH W - State Line to CTH C

Project ID: Hwy Proj-2
Division: Highway
Project Lead: Clement Abongwa

Project Scope and Description:

Reconstruct a section of CTH W from the Illinois state line to CTH C. The road is in poor condition and does not meet recommended standards. This section has been patched and repaired multiple times and should be replaced. Funding for this project will be partially covered by inter-governmental grants (STP) and ARPA Revenue. If not replaced, the road can be used but with risks to vehicle safety and potential damage.

Funding	Account String	2023	2024	2025	2026	2027	Total
Total Cost	711-700-7090-582260	\$501,000	\$4,386,500	\$0	\$0	\$0	\$4,887,500
Bonding	711-700-7090-440000	\$161,800	\$490,500	\$0	\$0	\$0	\$652,300
Revenue	711-700-7090-442755	\$339,200	\$2,396,000	\$0	\$0	\$0	\$2,735,200
Revenue (2)	711-700-7090-443293	\$0	\$1,500,000	\$0	\$0	\$0	\$1,500,000
Carryover/Reserves		\$0	\$0	\$0	\$0	\$0	\$0
Levy Funded		\$0	\$0	\$0	\$0	\$0	\$0

Project Title: CTH W - Fox River Bank

Project ID: Hwy Proj-3
Division: Highway
Project Lead: Clement Abongwa

Project Scope and Description:

This project will restore a section of CTH W, located just South of CTH JI where the Fox River rubs along the base of the road. In 2019 a section of CTH W collapsed into the river causing an emergency closure and repair. A feasibility study was conducted and it was determined that other sections of the highway embankment will need to be reconstructed to provide erosion protection. The County has applied for funding and awaiting approval that will help fund roughly 70% of this project. Design work will begin in 2024 with construction taking place in 2026. If left as is, there is potential for sections of CTH W to fall into the river.

Funding	Account String	2023	2024	2025	2026	2027	Total
Total Cost	711-700-7090-582260	\$300,000	\$0	\$2,500,000	\$0	\$0	\$2,800,000
Bonding	711-700-7090-440000	\$300,000	\$0	\$600,000	\$0	\$0	\$900,000
Revenue	711-700-7090-442755	\$0	\$0	\$1,900,000	\$0	\$0	\$1,900,000
Carryover/Reserves		\$0	\$0	\$0	\$0	\$0	\$0
Levy Funded		\$0	\$0	\$0	\$0	\$0	\$0

Project Title: CTH W - CTH C to CTH F

Project ID: Hwy Proj-4
Division: Highway
Project Lead: Clement Abongwa

Project Scope and Description:

Reconstruct a section of CTH W from CTH C to CTH F. The road is in poor condition and does not meet recommended standards. This section has been patched and repaired multiple times and should be replaced. The County has applied for Round Lake Beach funding and is waiting for approval that will fund roughly 55% of this project. The preliminary design work in 2023 is needed to estimate how much right-of-way will be required for the project. All right-of-way is funded by the County. Additional design work will be completed in 2025 with right-of-way purchases and road construction commencing and completing in 2025-2027.

Funding	Account String	2023	2024	2025	2026	2027	Total
Total Cost	711-700-7090-582260	\$200,000	\$0	\$730,000	\$1,771,550	\$11,000,000	\$13,701,550
Bonding	711-700-7090-440000	\$200,000	\$0	\$30,000	\$1,771,550	\$4,000,000	\$6,001,550
Revenue	711-700-7090-442755	\$0	\$0	\$700,000	\$0	\$7,000,000	\$7,700,000
Carryover/Reserves		\$0	\$0	\$0	\$0	\$0	\$0
Levy Funded		\$0	\$0	\$0	\$0	\$0	\$0

Project Title: CTH K Reconstruction - Phase I

Project ID: Hwy Proj-5
Division: Highway
Project Lead: Clement Abongwa

Project Scope and Description:

Complete Phase I of the CTH K reconstruction projects from the railroad tracks near the High School (where the road is currently four lanes) heading west past Highway H to 94th Court. This project was substantially completed in 2022 but will require these additional funds to finish. The revenue to fund this project will come from reserves.

Funding	Account String	2023	2024	2025	2026	2027	Total
Total Cost	711-700-7090-582260	\$500,000	\$0	\$0	\$0	\$0	\$500,000
Bonding		\$0	\$0	\$0	\$0	\$0	\$0
Revenue		\$0	\$0	\$0	\$0	\$0	\$0
Carryover/Reserves	711-700-7090-449990	\$500,000	\$0	\$0	\$0	\$0	\$500,000
Levy Funded		\$0	\$0	\$0	\$0	\$0	\$0

Project Title: CTH K Reconstruction - Phase II

Project ID: Hwy Proj-6
Division: Highway
Project Lead: Clement Abongwa

Project Scope and Description:

Reconstruct the section of CTH K from 94th Court heading west to approximately 115th Avenue. This project is the second of three phases to reconstruct CTH K from the high school near STH 31 west to 128th Ave. This section of two-lane roadway is not sufficient to handle the increase in traffic resulting from new local development or to accommodate access to/from businesses located on CTH K. Design will occur first with construction to follow. This project will be substantially funded by inter-governmental revenue (STP Funds). If this project is not undertaken, the current road can be used but will require ongoing costs of repair and maintenance. Traffic congestion, safety and access issues will continue.

Funding	Account String	2023	2024	2025	2026	2027	Total
Total Cost	711-700-7090-582260	\$200,000	\$1,500,000	\$1,422,000	\$10,205,000	\$0	\$13,327,000
Bonding	711-700-7090-440000	\$200,000	\$700,000	\$1,422,000	\$3,205,000	\$0	\$5,527,000
Revenue	711-700-7090-442755	\$0	\$800,000	\$0	\$7,000,000	\$0	\$7,800,000
Carryover/Reserves		\$0	\$0	\$0	\$0	\$0	\$0
Levy Funded		\$0	\$0	\$0	\$0	\$0	\$0

Project Title: CTH K Reconstruction - Phase III

Project ID: Hwy Proj-7
Division: Highway
Project Lead: Clement Abongwa

Project Scope and Description:

Reconstruct the section of CTH K from 115th Avenue heading west to 128th Avenue. This project is the third and final phase of the reconstruction of CTH K from the high school near STH 31 west to 128th. This section of two-lane roadway is not sufficient to handle the increase in traffic resulting from new local development or to accommodate access to/from businesses located on CTH K. Design will occur first with construction to follow. This project will be substantially funded by inter-governmental revenue (STP Funds). If this project is not undertaken, the current road can be used but will require ongoing costs of repair and maintenance. Traffic congestion, safety and access issues will continue.

Funding	Account String	2023	2024	2025	2026	2027	Total
Total Cost	711-700-7090-582260	\$0	\$200,000	\$780,000	\$1,491,950	\$11,300,000	\$13,771,950
Bonding	711-700-7090-440000	\$0	\$200,000	\$156,000	\$1,491,950	\$4,100,000	\$5,947,950
Revenue	711-700-7090-442755	\$0	\$0	\$624,000	\$0	\$7,200,000	\$7,824,000
Carryover/Reserves		\$0	\$0	\$0	\$0	\$0	\$0
Levy Funded		\$0	\$0	\$0	\$0	\$0	\$0

Project Title: Roundabout at CTH A and CTH Y

Project ID: Hwy Proj-8
Division: Highway
Project Lead: Clement Abongwa

Project Scope and Description:

Construct a roundabout at the intersection of CTH Y (22nd Avenue) and CTH A, near the Kenosha Country Club. Currently, there is a four-way stop at the intersection. Construction of the roundabout will control the speed of traffic and improve the safety conditions as vehicles transition through this intersection. If a roundabout is not constructed, the current roadway can be used but with more congestion and less safety. Funding is available to pay for approximately 75% of the construction. Design and engineering is complete with construction to be completed in 2023.

Funding	Account String	2023	2024	2025	2026	2027	Total
Total Cost	711-700-7090-582260	\$1,866,000	\$0	\$0	\$0	\$0	\$1,866,000
Bonding	711-700-7090-440000	\$434,000	\$0	\$0	\$0	\$0	\$434,000
Revenue	711-700-7090-442755	\$1,432,000	\$0	\$0	\$0	\$0	\$1,432,000
Carryover/Reserves		\$0	\$0	\$0	\$0	\$0	\$0
Levy Funded		\$0	\$0	\$0	\$0	\$0	\$0

Project Title: Local Road Improvement Projects - CTH EM

Project ID: Hwy Proj-9
Division: Highway
Project Lead: Clement Abongwa

Project Scope and Description:

Reconstruct the section of CTH EM from State Line Road to CTH Z. This project is currently underway with design work to be completed in 2022 and construction to be completed in 2023. This project is partially funded through two sources: LRIP funding and \$250,000 from the Village of Twin Lakes through a signed Memorandum Of Understanding (MOU).

Funding	Account String	2023	2024	2025	2026	2027	Total
Total Cost	711-700-7090-582260	\$2,685,000	\$0	\$0	\$0	\$0	\$2,685,000
Bonding	711-700-7090-440000	\$1,763,000	\$0	\$0	\$0	\$0	\$1,763,000
Revenue	711-700-7090-442320	\$672,000	\$0	\$0	\$0	\$0	\$672,000
Revenue (2)	711-700-7090-442320	\$250,000	\$0	\$0	\$0	\$0	\$250,000
Carryover/Reserves		\$0	\$0	\$0	\$0	\$0	\$0
Levy Funded		\$0	\$0	\$0	\$0	\$0	\$0

Project Title: Local Road Improvement Projects - CTH E

Project ID: Hwy Proj-10
Division: Highway
Project Lead: Clement Abongwa

Project Scope and Description:

Reconditioning the pavement of the highway along CTH E between CTH G and STH 32. The pavement is in poor condition and costly to maintain. Design work will be completed in 2023 with construction taking place in 2024. LRIP funding has been approved to help fund this project.

Funding	Account String	2023	2024	2025	2026	2027	Total
Total Cost	711-700-7090-582260	\$150,000	\$1,343,264	\$0	\$0	\$0	\$1,493,264
Bonding	711-700-7090-440000	\$150,000	\$1,000,000	\$0	\$0	\$0	\$1,150,000
Revenue	711-700-7090-442320	\$0	\$343,264	\$0	\$0	\$0	\$343,264
Carryover/Reserves		\$0	\$0	\$0	\$0	\$0	\$0
Levy Funded		\$0	\$0	\$0	\$0	\$0	\$0

Project Title: Local Road Improvement Projects - CTH H

Project ID: Hwy Proj-11
Division: Highway
Project Lead: Clement Abongwa

Project Scope and Description:

Reconstruct two separate sections of road on CTH H. The sections from STH 165 to 93rd and from Bainstation to 76th St (just South of STH 50). The pavements are in poor condition and do not meet recommended standards. Design work will be completed in 2023 with construction taking place in 2024. LRIP funding has been approved to help fund this project.

Funding	Account String	2023	2024	2025	2026	2027	Total
Total Cost	711-700-7090-582260	\$150,000	\$1,549,054	\$0	\$0	\$0	\$1,699,054
Bonding	711-700-7090-440000	\$150,000	\$1,000,000	\$0	\$0	\$0	\$1,150,000
Revenue	711-700-7090-442320	\$0	\$549,054	\$0	\$0	\$0	\$549,054
Carryover/Reserves		\$0	\$0	\$0	\$0	\$0	\$0
Levy Funded		\$0	\$0	\$0	\$0	\$0	\$0

Project Title: Local Road Improvement Projects

Project ID: Hwy Proj-12
Division: Highway
Project Lead: Clement Abongwa

Project Scope and Description:

The Local Road Improvement Program (LRIP) provides matching funds from the State of Wisconsin for projects on County highways. Typical projects include but are not limited to; intersection reconstruction, traffic signal installation, roadway reconstruction, traffic hazard elimination and resurfacing. Issues resolved are congestion problems, structural failures and bridge rehabilitation. Numerous successful projects have been completed in the past. The availability of State funding makes undertaking these projects fiscally beneficial.

Funding	Account String	2023	2024	2025	2026	2027	Total
Total Cost	711-700-7090-582260	\$0	\$0	\$625,000	\$650,000	\$625,000	\$1,900,000
Bonding	711-700-7090-440000	\$0	\$0	\$312,000	\$325,000	\$312,000	\$949,000
Revenue	711-700-7090-442320	\$0	\$0	\$313,000	\$325,000	\$313,000	\$951,000
Carryover/Reserves		\$0	\$0	\$0	\$0	\$0	\$0
Levy Funded		\$0	\$0	\$0	\$0	\$0	\$0

Project Title: Replacement of Bridge Deck - CTH A

Project ID: Hwy Proj-13
Division: Highway
Project Lead: Clement Abongwa

Project Scope and Description:

Replace the bridge deck on CTH A just west of CTH G. The bridge deck is in poor condition and does not meet recommended standards, qualifying it to receive bridge rehabilitation funding. The County has applied for funding and awaiting approval that will help fund roughly 80% of this project. Design work will take place in 2024 with construction taking place in 2025. If this project is not undertaken, the bridge could close and traffic will be diverted.

Funding	Account String	2023	2024	2025	2026	2027	Total
Total Cost	711-700-7090-582260	\$0	\$100,000	\$1,200,000	\$0	\$0	\$1,300,000
Bonding	711-700-7090-440000	\$0	\$100,000	\$200,000	\$0	\$0	\$300,000
Revenue	711-700-7090-442755	\$0	\$0	\$1,000,000	\$0	\$0	\$1,000,000
Carryover/Reserves		\$0	\$0	\$0	\$0	\$0	\$0
Levy Funded		\$0	\$0	\$0	\$0	\$0	\$0

Project Title: CTH WG Bridge Reconstruction

Project ID: Hwy Proj-14
Division: Highway
Project Lead: Clement Abongwa

Project Scope and Description:

Reconstruct the bridge on CTH WG between STH 45 and I-94 that goes over the west leg of the Dutch Canal. The bridge is in poor condition sustaining a Structure Sufficiency Rating below 50, which qualifies the bridge for federal funding. The County has applied for funding and awaiting approval that will help fund roughly 80% of this project. Design work will begin in 2024 with construction completing in 2026. In 2022 the bridge going over the east leg of the Dutch Canal was reconstructed. If this project is not undertaken, the bridge could be closed due to low structural sufficiency rating and possibly catastrophic failure.

Funding	Account String	2023	2024	2025	2026	2027	Total
Total Cost	711-700-7090-582260	\$0	\$100,000	\$0	\$1,600,000	\$0	\$1,700,000
Bonding	711-700-7090-440000	\$0	\$100,000	\$0	\$400,000	\$0	\$500,000
Revenue	711-700-7090-442755	\$0	\$0	\$0	\$1,200,000	\$0	\$1,200,000
Carryover/Reserves		\$0	\$0	\$0	\$0	\$0	\$0
Levy Funded		\$0	\$0	\$0	\$0	\$0	\$0

Project Title:	CTH Multi-Use Trail - CTH C - 128th Ave to CTH U
-----------------------	---

Project ID:	Hwy Proj-15
Division:	Highway
Project Lead:	Clement Abongwa

Project Scope and Description:

This project is a part of the Kenosha County Comprehensive Trails Plan that will connect a network of trails in the area. A trail exists from Bainstation Road to 128th Avenue on CTH C. Not only does this project help further expand that trail, but will also address drainage issues along CTH C that the County has had to deal with for many years. The County has been approved for funding that is specific to multi-use trails that will help fund roughly 70% of this project.

Funding	Account String	2023	2024	2025	2026	2027	Total
Total Cost	711-700-7090-582260	\$0	\$100,000	\$1,000,000	\$0	\$0	\$1,100,000
Bonding	711-700-7090-440000	\$0	\$100,000	\$200,000	\$0	\$0	\$300,000
Revenue	711-700-7090-442755	\$0	\$0	\$800,000	\$0	\$0	\$800,000
Carryover/Reserves		\$0	\$0	\$0	\$0	\$0	\$0
Levy Funded		\$0	\$0	\$0	\$0	\$0	\$0

Kenosha County Five Year Capital Outlay/Projects Plan

Department/Division Project Title	Project ID	2023 Budgeted Capital	2024 Information Only	2025 Information Only	2026 Information Only	2027 Information Only	Total Five Year
--------------------------------------	------------	-----------------------------	-----------------------------	-----------------------------	-----------------------------	-----------------------------	--------------------

DEPARTMENT OF PUBLIC WORKS & DEVELOPMENT SERVICES

Planning and Development Division

South Pike River Restoration Project - P&D	Planning-1	\$0	\$6,438,000	\$7,000,000	\$0	\$0	\$13,438,000
South Pike River Restoration Project - P&D - Revenue	Planning-1	\$0	(\$6,000,000)	(\$5,438,000)	\$0	\$0	(\$11,438,000)
Bonding		\$0	\$438,000	\$1,562,000	\$0	\$0	\$2,000,000
Revenue		\$0	\$6,000,000	\$5,438,000	\$0	\$0	\$11,438,000
Carryover/Reserves		\$0	\$0	\$0	\$0	\$0	\$0
Levy		\$0	\$0	\$0	\$0	\$0	\$0
Project Expense		\$0	\$6,438,000	\$7,000,000	\$0	\$0	\$13,438,000

Project Title: South Pike River Restoration Project - P&D

Project ID: Planning-1
Division: Planning & Development
Project Lead: Andy Buehler

Project Scope and Description:

This is a multi-phase, multi-year project working cooperatively with the U.S. Army Corps of Engineers (USACE). In 2020, funding was approved to complete a comprehensive feasibility plan to restore the South Branch of the Pike River between CTH S and CTH K (60th Street) resulting in increased environmental and quality of life benefits to Kenosha County. The 2022 capital budget included approximately \$2.2 million to begin the design phase of the project and to purchase the land associated with the restoration. Design and land purchase efforts will continue in 2023 and construction will take place in 2024 and 2025. This project has been approved by the USACE to receive \$10 million in funding. Additional efforts to obtain more grants and donations from a multitude of sources, totaling \$1.5 million are in process. All costs above \$10 million are paid by the County.

Funding	Account String	2023	2024	2025	2026	2027	Total
Total Cost	411-820-8290-582100	\$0	\$6,438,000	\$7,000,000	\$0	\$0	\$13,438,000
Bonding	411-820-8290-440000	\$0	\$438,000	\$1,562,000	\$0	\$0	\$2,000,000
Revenue	411-820-8290-445460	\$0	\$6,000,000	\$5,438,000	\$0	\$0	\$11,438,000
Carryover/Reserves		\$0	\$0	\$0	\$0	\$0	\$0
Levy Funded		\$0	\$0	\$0	\$0	\$0	\$0

Kenosha County Five Year Capital Outlay/Projects Plan

Department/Division Project Title	Project ID	2023 Budgeted Capital	2024 Information Only	2025 Information Only	2026 Information Only	2027 Information Only	Total Five Year
--------------------------------------	------------	-----------------------------	-----------------------------	-----------------------------	-----------------------------	-----------------------------	--------------------

DEPARTMENT OF PUBLIC WORKS & DEVELOPMENT SERVICES

Capital Projects

Energy Efficiency Projects	Cap Proj-1	\$50,000	\$100,000	\$100,000	\$100,000	\$100,000	\$450,000
HVAC Replacement Projects	Cap Proj-2	\$100,000	\$100,000	\$100,000	\$100,000	\$100,000	\$500,000
Lakeshore Revetment Wall	Cap Proj-3	\$500,000	\$0	\$0	\$0	\$0	\$500,000

Bonding		\$650,000	\$200,000	\$200,000	\$200,000	\$200,000	\$1,450,000
Revenue		\$0	\$0	\$0	\$0	\$0	\$0
Carryover/Reserves		\$0	\$0	\$0	\$0	\$0	\$0
Levy		\$0	\$0	\$0	\$0	\$0	\$0
Project Expense		\$650,000	\$200,000	\$200,000	\$200,000	\$200,000	\$1,450,000

TOTAL DEPARTMENT OF PUBLIC WORKS & DEVELOPMENT SERVICES

Bonding		\$13,402,000	\$17,814,000	\$18,473,500	\$18,421,000	\$17,722,500	\$85,833,000
Revenue		\$4,718,200	\$13,838,318	\$12,000,000	\$10,350,000	\$14,738,000	\$55,644,518
Carryover/Reserves		\$2,990,000	\$1,277,500	\$1,647,500	\$217,500	\$162,500	\$6,295,000
Levy		\$0	\$0	\$0	\$0	\$0	\$0
Project Expense		\$21,110,200	\$32,929,818	\$32,121,000	\$28,988,500	\$32,623,000	\$147,772,518

Project Title: Energy Efficiency Projects

Project ID: Cap Proj-1
Division: Facilities
Project Lead: Matt Sturino

Project Scope and Description:

On an as-needed basis, the County takes on projects that increase energy efficiency and reduce energy costs such as lighting replacement or equipment changes that have a favorable payback period or are eligible for WE Energies "Focus on Energy" rebates. These opportunities are difficult to accurately predict. Funds must be available to replace failing equipment with new equipment that is more energy efficient. The 2023 funding will be used to conduct a solar energy study throughout the County buildings.

Funding	Account String	2023	2024	2025	2026	2027	Total
Total Cost	434-790-7950-582200	\$50,000	\$100,000	\$100,000	\$100,000	\$100,000	\$450,000
Bonding	434-790-7950-440000	\$50,000	\$100,000	\$100,000	\$100,000	\$100,000	\$450,000
Revenue		\$0	\$0	\$0	\$0	\$0	\$0
Carryover/Reserves		\$0	\$0	\$0	\$0	\$0	\$0
Levy Funded		\$0	\$0	\$0	\$0	\$0	\$0

Project Title: HVAC Replacement Projects

Project ID: Cap Proj-2
Division: Facilities
Project Lead: Matt Sturino

Project Scope and Description:

The County owns and maintains many HVAC units. The County maintains a replacement/maintenance schedule for this equipment. As units age, required maintenance may be costly. In some situations, it is more cost-effective to replace rather than repair an HVAC unit. These situations are difficult to predict and seem to happen at inopportune times. New units are energy-efficient and less costly to operate and maintain. The Facility Division reserves the right to vary project priorities given changing conditions.

Funding	Account String	2023	2024	2025	2026	2027	Total
Total Cost	411-790-7975-582200	\$100,000	\$100,000	\$100,000	\$100,000	\$100,000	\$500,000
Bonding	411-790-7975-440000	\$100,000	\$100,000	\$100,000	\$100,000	\$100,000	\$500,000
Revenue		\$0	\$0	\$0	\$0	\$0	\$0
Carryover/Reserves		\$0	\$0	\$0	\$0	\$0	\$0
Levy Funded		\$0	\$0	\$0	\$0	\$0	\$0

Project Title:	Lakeshore Revetment Wall
-----------------------	---------------------------------

Project ID: Cap Proj-3
Division: Parks
Project Lead: Shelly Billingsley

Project Scope and Description:

Per an intergovernmental agreement (IGA) with the City of Kenosha, a section of the sea-wall on 1st avenue between 71st and 75th street must be replaced. The wall will be reconstructed by the City in 2023 and will be partially funded by Kenosha County.

Funding	Account String	2023	2024	2025	2026	2027	Total
Total Cost	411-760-7850-582100	\$500,000	\$0	\$0	\$0	\$0	\$500,000
Bonding	411-760-7850-440000	\$500,000	\$0	\$0	\$0	\$0	\$500,000
Revenue		\$0	\$0	\$0	\$0	\$0	\$0
Carryover/Reserves		\$0	\$0	\$0	\$0	\$0	\$0
Levy Funded		\$0	\$0	\$0	\$0	\$0	\$0

Kenosha County Five Year Capital Outlay/Projects Plan

Department/Division Project Title	Project ID	2023 Budgeted Capital	2024 Information Only	2025 Information Only	2026 Information Only	2027 Information Only	Total Five Year
--------------------------------------	------------	-----------------------------	-----------------------------	-----------------------------	-----------------------------	-----------------------------	--------------------

LAW ENFORCEMENT

Sheriff Division

Double Walk-In Oven	Sheriff-1	\$41,000	\$0	\$0	\$0	\$0	\$41,000
Tasers	Sheriff-2	\$65,000	\$0	\$0	\$0	\$0	\$65,000
Mail Scanning System	Sheriff-3	\$150,000	\$0	\$0	\$0	\$0	\$150,000
Portable Radios	Sheriff-4	\$180,000	\$180,000	\$0	\$0	\$0	\$360,000
Body Cameras	Sheriff-5	\$460,000	\$480,000	\$480,000	\$480,000	\$480,000	\$2,380,000
Fleet Vehicles	Sheriff-6	\$1,040,000	\$1,122,000	\$1,233,000	\$1,343,000	\$1,484,000	\$6,222,000
Cargo Vans	Sheriff-7	\$0	\$31,000	\$0	\$31,000	\$0	\$62,000
Extended Length Passenger Vans	Sheriff-8	\$0	\$38,000	\$0	\$0	\$0	\$38,000
Boat - Marine Unit Patrol	Sheriff-9	\$0	\$75,000	\$0	\$0	\$0	\$75,000
Mobile Command Vehicle Camera System	Sheriff-10	\$0	\$180,000	\$0	\$0	\$0	\$180,000
Bonding		\$1,936,000	\$2,106,000	\$1,713,000	\$1,854,000	\$1,964,000	\$9,573,000
Revenue		\$0	\$0	\$0	\$0	\$0	\$0
Carryover/Reserves		\$0	\$0	\$0	\$0	\$0	\$0
Levy		\$0	\$0	\$0	\$0	\$0	\$0
Project Expense		\$1,936,000	\$2,106,000	\$1,713,000	\$1,854,000	\$1,964,000	\$9,573,000

Project Title: Double Walk-In Oven

Project ID: Sheriff-1
Division: Sheriff
Project Lead: David Beth

Project Scope and Description:

Purchase one double walk-in oven to replace the current oven that is 24 years old at the Kenosha County Detention Center. There have been major problems with this oven, especially to the drive shaft and transmission. Parts and labor to repair this unit are becoming increasingly expensive and difficult to acquire. This facility is a 24/7/365 operation and equipment must be in excellent working order to prevent loss of service.

Funding	Account String	2023	2024	2025	2026	2027	Total
Total Cost	411-210-2280-580050	\$41,000	\$0	\$0	\$0	\$0	\$41,000
Bonding	411-210-2280-440000	\$41,000	\$0	\$0	\$0	\$0	\$41,000
Revenue		\$0	\$0	\$0	\$0	\$0	\$0
Carryover/Reserves		\$0	\$0	\$0	\$0	\$0	\$0
Levy Funded		\$0	\$0	\$0	\$0	\$0	\$0

Project Title: Tasers

Project ID: Sheriff-2
Division: Sheriff
Project Lead: David Beth

Project Scope and Description:

In 2019 the department entered into a purchase agreement to replace, maintain and store cloud based information of all the officers tasers. The agreement has been paid on an annual basis and will complete in 2023.

Funding	Account String	2023	2024	2025	2026	2027	Total
Total Cost	411-210-2280-580050	\$65,000	\$0	\$0	\$0	\$0	\$65,000
Bonding	411-210-2280-440000	\$65,000	\$0	\$0	\$0	\$0	\$65,000
Revenue		\$0	\$0	\$0	\$0	\$0	\$0
Carryover/Reserves		\$0	\$0	\$0	\$0	\$0	\$0
Levy Funded		\$0	\$0	\$0	\$0	\$0	\$0

Project Title: Mail Scanning System

Project ID: Sheriff-3
Division: Sheriff
Project Lead: David Beth

Project Scope and Description:

Implement a mail scanning system to automate the process of inspecting inmate mail for drugs, illicit material, and paraphernalia. This process is currently conducted by hand which takes 4-6 hours per day. This equipment would eliminate the need for an officer to inspect the mail and allow for them to devote their time to more pressing duties, and lower the possibility of exposure to chemicals and drug traces such as fentanyl.

Funding	Account String	2023	2024	2025	2026	2027	Total
Total Cost	411-210-2280-580050	\$150,000	\$0	\$0	\$0	\$0	\$150,000
Bonding	411-210-2280-440000	\$150,000	\$0	\$0	\$0	\$0	\$150,000
Revenue		\$0	\$0	\$0	\$0	\$0	\$0
Carryover/Reserves		\$0	\$0	\$0	\$0	\$0	\$0
Levy Funded		\$0	\$0	\$0	\$0	\$0	\$0

Project Title: Portable Radios

Project ID: Sheriff-4
Division: Sheriff
Project Lead: David Beth

Project Scope and Description:

Replace the current model of digital Portable Two-Way Radios used by law enforcement staff that was purchased in 2009-2010. These models will soon be removed from the vendor maintenance support contract. The risk, as the model ages, is that parts required for repairs may no longer be available from the manufacturer or from the maintenance vendor. The new portable radios will be a tri-band vs a mono-band, which will afford access to bands of nearby counties and improve inter-agency communications. Once the maintenance contract expires, annual maintenance costs will be drawn from operating funds if not replaced.

Funding	Account String	2023	2024	2025	2026	2027	Total
Total Cost	411-210-2280-581310	\$180,000	\$180,000	\$0	\$0	\$0	\$360,000
Bonding	411-210-2280-440000	\$180,000	\$180,000	\$0	\$0	\$0	\$360,000
Revenue		\$0	\$0	\$0	\$0	\$0	\$0
Carryover/Reserves		\$0	\$0	\$0	\$0	\$0	\$0
Levy Funded		\$0	\$0	\$0	\$0	\$0	\$0

Project Title: Body Cameras

Project ID: Sheriff-5
Division: Sheriff
Project Lead: David Beth

Project Scope and Description:

Purchase and implement hardware and software needed to outfit Sheriff personnel with body cameras and maintain the database of video evidence generated by body camera usage. Body camera data is used by law enforcement personnel to improve the knowledge base associated with preventing/ reducing crime, enforcing laws and protecting citizens. This capital expense for hardware and software upgrades occur every year.

Funding	Account String	2023	2024	2025	2026	2027	Total
Total Cost	411-210-2280-580050	\$460,000	\$480,000	\$480,000	\$480,000	\$480,000	\$2,380,000
Bonding	411-210-2280-440000	\$460,000	\$480,000	\$480,000	\$480,000	\$480,000	\$2,380,000
Revenue		\$0	\$0	\$0	\$0	\$0	\$0
Carryover/Reserves		\$0	\$0	\$0	\$0	\$0	\$0
Levy Funded		\$0	\$0	\$0	\$0	\$0	\$0

Project Title: Fleet Vehicles

Project ID: Sheriff-6
Division: Sheriff
Project Lead: David Beth

Project Scope and Description:

The County maintains a vehicle replacement plan allowing one take home squad for each deputy, detective, and command staff member. This plan calls for the replacement of high mileage vehicles that have reached their end of useful life; 130,000 miles as deemed by the Joint Services Fleet Solutions. The cost of each vehicle includes items such as: mobile radio, in-squad camera, prisoner partitions, emergency lighting components, graphics, etc. In 2023, the Sheriff Department plans on replacing 13 vehicles with mileage ranging between 160,000-230,000 miles. The decommissioned vehicles are sold at auction on an annual basis.

Funding	Account String	2023	2024	2025	2026	2027	Total
Total Cost	411-210-2280-581390	\$1,040,000	\$1,122,000	\$1,233,000	\$1,343,000	\$1,484,000	\$6,222,000
Bonding	411-210-2280-440000	\$1,040,000	\$1,122,000	\$1,233,000	\$1,343,000	\$1,484,000	\$6,222,000
Revenue		\$0	\$0	\$0	\$0	\$0	\$0
Carryover/Reserves		\$0	\$0	\$0	\$0	\$0	\$0
Levy Funded		\$0	\$0	\$0	\$0	\$0	\$0

Project Title: Cargo Vans

Project ID: Sheriff-7
Division: Sheriff
Project Lead: David Beth

Project Scope and Description:

Replace two cargo style vans used for inmate/detainee transport to/from the Department detention facilities and to other County Jails, Federal Facilities and State Institutions. Costs can include an aluminum prisoner insert to fit the cargo style van. These transport vehicles are used daily and accumulate a high amount of mileage over 3-4 years use. The department maintains a fleet of four cargo style transport vans and plans replacement on a regular basis to maintain service levels and reduce repair/maintenance costs.

Funding	Account String	2023	2024	2025	2026	2027	Total
Total Cost	411-210-2280-581390	\$0	\$31,000	\$0	\$31,000	\$0	\$62,000
Bonding	411-210-2280-440000	\$0	\$31,000	\$0	\$31,000	\$0	\$62,000
Revenue		\$0	\$0	\$0	\$0	\$0	\$0
Carryover/Reserves		\$0	\$0	\$0	\$0	\$0	\$0
Levy Funded		\$0	\$0	\$0	\$0	\$0	\$0

Project Title: Extended Length Passenger Vans

Project ID: Sheriff-8
Division: Sheriff
Project Lead: David Beth

Project Scope and Description:

Replace one passenger van used for inmate/detainee transport to/from the Department detention facilities and to other County Jails, Federal Facilities and State Institutions. The Sheriff's conveyance fleet consists of cargo style vans and passenger style vans. The department maintains a fleet of two extended length passenger style vans to handle the daily inmate transports. The passenger style vans require conversion costs to make the vans suitable for inmate transport. These transport vehicles are used daily and accumulate a high amount of mileage over 3-4 years use.

Funding	Account String	2023	2024	2025	2026	2027	Total
Total Cost	411-210-2280-581390	\$0	\$38,000	\$0	\$0	\$0	\$38,000
Bonding	411-210-2280-440000	\$0	\$38,000	\$0	\$0	\$0	\$38,000
Revenue		\$0	\$0	\$0	\$0	\$0	\$0
Carryover/Reserves		\$0	\$0	\$0	\$0	\$0	\$0
Levy Funded		\$0	\$0	\$0	\$0	\$0	\$0

Project Title: Boat - Marine Unit Patrol

Project ID: Sheriff-9
Division: Sheriff
Project Lead: David Beth

Project Scope and Description:

Replace the patrol boat used by the Kenosha Sheriff's Department Marine Unit. The current boat is over 20 years old with increasing issues and repair costs. There are issues with the motor and throttle causing the asset to be unreliable and difficult to operate. It is not cost effective to continually put money into the current asset as the purchase of the new boat could be reimbursed up to 75% of the total cost over a 5 year period by the WI DNR.

Funding	Account String	2023	2024	2025	2026	2027	Total
Total Cost	411-210-2280-581390	\$0	\$75,000	\$0	\$0	\$0	\$75,000
Bonding	411-210-2280-440000	\$0	\$75,000	\$0	\$0	\$0	\$75,000
Revenue		\$0	\$0	\$0	\$0	\$0	\$0
Carryover/Reserves		\$0	\$0	\$0	\$0	\$0	\$0
Levy Funded		\$0	\$0	\$0	\$0	\$0	\$0

Project Title: Mobile Command Vehicle Camera System

Project ID: Sheriff-10
Division: Sheriff
Project Lead: David Beth

Project Scope and Description:

Replace the camera system in the Mobile Command Unit with an upgraded system. The existing unit was purchased in 2014, is analog and has reached the end of its useful life. There are many systems available now that are more technologically efficient and have improved audio/visual quality. The Department needs this upgraded equipment to improve service levels during emergency/crisis situations. If not replaced, the existing system can be used, but with a loss in technological advancements and potential decreases in service levels.

Funding	Account String	2023	2024	2025	2026	2027	Total
Total Cost	411-210-2280-580050	\$0	\$180,000	\$0	\$0	\$0	\$180,000
Bonding	411-210-2280-440000	\$0	\$180,000	\$0	\$0	\$0	\$180,000
Revenue		\$0	\$0	\$0	\$0	\$0	\$0
Carryover/Reserves		\$0	\$0	\$0	\$0	\$0	\$0
Levy Funded		\$0	\$0	\$0	\$0	\$0	\$0

Kenosha County Five Year Capital Outlay/Projects Plan

Department/Division Project Title	Project ID	2023 Budgeted Capital	2024 Information Only	2025 Information Only	2026 Information Only	2027 Information Only	Total Five Year
--------------------------------------	------------	-----------------------------	-----------------------------	-----------------------------	-----------------------------	-----------------------------	--------------------

LAW ENFORCEMENT

Joint Services

Joint Services - Computers	Joint Services-1	\$33,000	\$0	\$0	\$0	\$0	\$33,000
Bonding		\$33,000	\$0	\$0	\$0	\$0	\$33,000
Revenue		\$0	\$0	\$0	\$0	\$0	\$0
Carryover/Reserves		\$0	\$0	\$0	\$0	\$0	\$0
Levy		\$0	\$0	\$0	\$0	\$0	\$0
Project Expense		\$33,000	\$0	\$0	\$0	\$0	\$33,000

TOTAL LAW ENFORCEMENT							
Bonding		\$1,969,000	\$2,106,000	\$1,713,000	\$1,854,000	\$1,964,000	\$9,606,000
Revenue		\$0	\$0	\$0	\$0	\$0	\$0
Carryover/Reserves		\$0	\$0	\$0	\$0	\$0	\$0
Levy		\$0	\$0	\$0	\$0	\$0	\$0
Project Expense		\$1,969,000	\$2,106,000	\$1,713,000	\$1,854,000	\$1,964,000	\$9,606,000

Project Title:	Joint Services - Computers
-----------------------	-----------------------------------

Project ID: Joint Services-1
Division: Joint Services
Project Lead: Barna Bencs

Project Scope and Description:

The County has agreed to contribute funds to Joint Services CAD project. These funds will be used to purchase computers for system operators and users.

Funding	Account String	2023	2024	2025	2026	2027	Total
Total Cost	411-280-2830-581700	\$33,000	\$0	\$0	\$0	\$0	\$33,000
Bonding	411-280-2830-440000	\$33,000	\$0	\$0	\$0	\$0	\$33,000
Revenue		\$0	\$0	\$0	\$0	\$0	\$0
Carryover/Reserves		\$0	\$0	\$0	\$0	\$0	\$0
Levy Funded		\$0	\$0	\$0	\$0	\$0	\$0

Kenosha County Five Year Capital Outlay/Projects Plan

Department/Division Project Title	Project ID	2023 Budgeted Capital	2024 Information Only	2025 Information Only	2026 Information Only	2027 Information Only	Total Five Year
TOTAL ALL DEPARTMENTS							
Bonding		\$19,500,000	\$22,500,000	\$22,500,000	\$22,500,000	\$22,000,000	\$109,000,000
Revenue		\$4,718,200	\$13,838,318	\$12,000,000	\$10,350,000	\$14,738,000	\$55,644,518
Carryover/Reserves		\$3,340,000	\$1,277,500	\$1,647,500	\$217,500	\$162,500	\$6,645,000
Levy		\$0	\$0	\$0	\$0	\$0	\$0
Project Expense		\$27,558,200	\$37,615,818	\$36,147,500	\$33,067,500	\$36,900,500	\$171,289,518

*All levy funded capital is subject to availability of levy dollars annually.


Prepared for the 2023 Budget

Information Technology Budget Preview

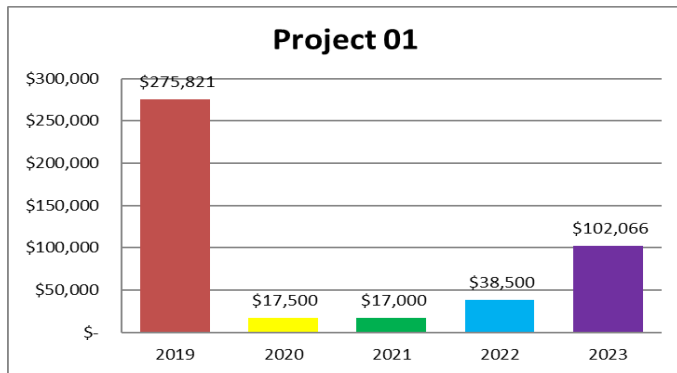
Year to Year Comparison

Project Allocations

Project	2023	2022
Project 1 – KALM Applications	\$102,066	\$38,500
Project 2 – Human Services	\$65,739	\$5,550
Project 3 – Finance	\$330,850	\$1,149,300
Project 4 – Countywide Infrastructure	\$1,056,034	\$795,807
Project 5 – Law Enforcement	\$283,090	\$210,620
Project 6 – Public Works	\$117,887	\$12,800
Project 7 – Audio/Video Projects	\$0	\$0
Project 8 – Web Enhancements	\$10,000	\$0
Project 9 – IT Contractor Support	\$135,000	\$135,000
Project 10 - Capital Adjustments	(\$200,665)	(\$347,577)
Subtotal	\$1,900,000	\$2,000,000
Project 12 – Enterprise Systems	\$0	\$1,500,000
Grand Total	\$1,900,000	\$3,500,000



Project 1 – KALM Applications




2022 Projects

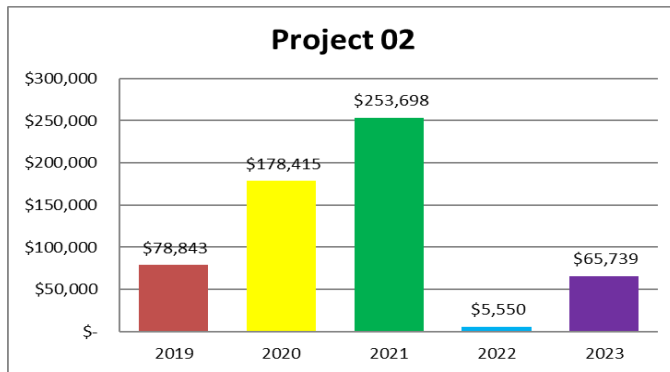
- County Clerk: ES&S Election Software Upgrade (\$38,500)

2023 Projects

- County Clerk: Election Equipment Battery Replacement (\$1,200)
- County Clerk: KCC Renovation - Phones in Election Room (\$850)
- County Clerk: KCC Construction: MFD for election space at KCC (\$14,271)
- Land Information: Adobe Acrobat license (\$220)
- Planning and Development: Plotter Replacement (\$8,000)
- Planning and Development: P&D Computer To Laptop (\$1,525)
- Treasurer: GCS Tax System Upgrade (\$65,000)
- Treasurer: Check Printers (\$11,000)



Project 2 – Human Services




2022 Projects

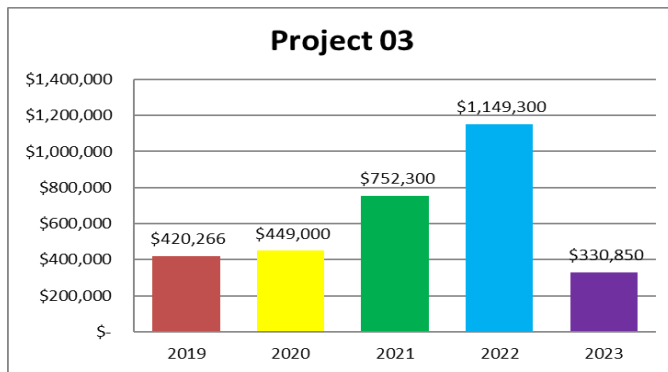
- Brookside Care Center: Three black and white printers with scanning capabilities (\$3,350)
- Brookside Care Center: Color Printer with scanning capability (\$2,200)

2023 Projects

- Brookside Care Center: MFD for Willowbrook nurses' station (\$7,500)
- Brookside Care Center: Screens and Phone (\$1,154)
- Child Support: Updated monitors for Child Support Services (CSS) (\$1,900)
- Child Support: Adobe Acrobat license (\$290)
- Health Services: 12 Monitors for Home Nurses (\$1,900)
- Human Services: Postage Machine replacement for Civic Center Campus (\$27,045)
- Human Services: Mail Sorter (\$25,600)
- Willowbrook Assisted Living: Laptop Signature Pad(\$350)



Project 3 – Finance




2023 Projects

- Finance and Administration: Annual: Ceridian Dayforce (1330) (\$198,000)
- Finance and Administration: Annual: Microsoft EA for Dynamics (\$89,000)
- Finance and Administration: Paperless Invoice Attachments Project (\$41,500)
- Finance and Administration: 5 Kronos Manager Licenses (\$2,350)

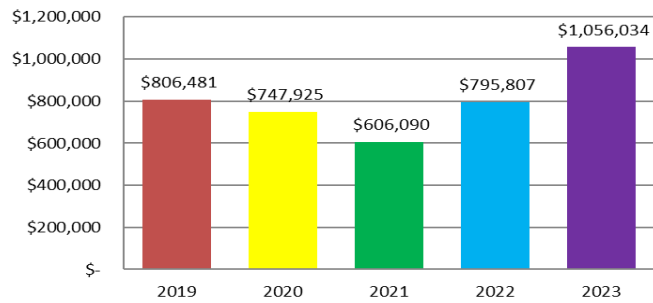
2022 Projects

- Finance and Administration: Dynamics 365 Migration - Complete (\$785,000)
- Finance and Administration: Ceridian Dayforce (Annual, Qty: 1320) (\$198,000)
- Finance and Administration: Microsoft EA for Dynamics (Annual, Qty: 175) (\$89,000)
- Finance and Administration: Request for Proposal (RFP) for Electronic Timekeeping System (\$35,000)
- Finance and Administration: Replace Legacy Budget Book Application (\$5,000)
- Finance and Administration: Kronos Managers' Licenses (\$2,300)
- Human Resources: Request for Proposal (RFP) for HR / Payroll System (\$35,000)



Project 4 – Countywide Infrastructure

Project 04



2022 Projects

- Countywide: Office 365 Enterprise Agreement (\$300,000)
- Countywide: 2023 Technology Refresh (\$175,000)
- Countywide: Network/Switch Refresh (Lifecycle) (\$145,507)
- Countywide: Security Remediation Program (\$70,000)
- Countywide: Replacement of Out of warranty cameras (\$33,200)
- Countywide: Veeam Office 365 Licenses (\$26,200)
- Countywide: Veeam Backup Device Replacement (\$25,000)
- Countywide: Upgrade Laserfiche (\$4,000)
- Countywide: UPS Replacement (Lifecycle) (\$3,000)
- Information Technology: Power Platform Pilot App (\$6,000)
- Information Technology: IT Source Control (\$4,900)
- Information Technology: Fiber Upgrades / Add redundancy (\$3,000)

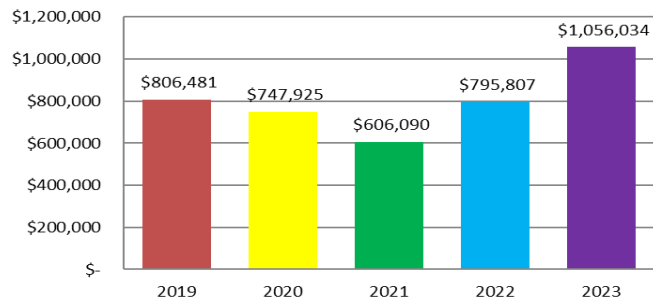
2023 Projects

- Countywide: Lifecycle: Computer Refresh (250) (\$300,000)
- Countywide: Annual: Office 365 Enterprise Agreement(\$275,000)
- Countywide: Lifecycle: Security camera server upgrades (3) (\$172,000)
- Countywide: Lifecycle: Voice Gateway Replacement (5) (\$50,000)
- Countywide: Lifecycle: MFD & Printer Refresh (3) (\$26,500)
- Countywide: Lifecycle: UPS (14) (\$12,000)
- Countywide: Conference Room Video Conferencing Cameras (\$2,450)
- Countywide: Press Conference Audio Equipment (\$1,800)



Project 4 – Countywide Infrastructure

Project 04




2022 Projects

- Countywide: Office 365 Enterprise Agreement (\$300,000)
- Countywide: 2023 Technology Refresh (\$175,000)
- Countywide: Network/Switch Refresh (Lifecycle) (\$145,507)
- Countywide: Security Remediation Program (\$70,000)
- Countywide: Replacement of Out of warranty cameras (\$33,200)
- Countywide: Veeam Office 365 Licenses (\$26,200)
- Countywide: Veeam Backup Device Replacement (\$25,000)
- Countywide: Upgrade Laserfiche (\$4,000)
- Countywide: UPS Replacement (Lifecycle) (\$3,000)
- Information Technology: Power Platform Pilot App (\$6,000)
- Information Technology: IT Source Control (\$4,900)
- Information Technology: Fiber Upgrades / Add redundancy (\$3,000)

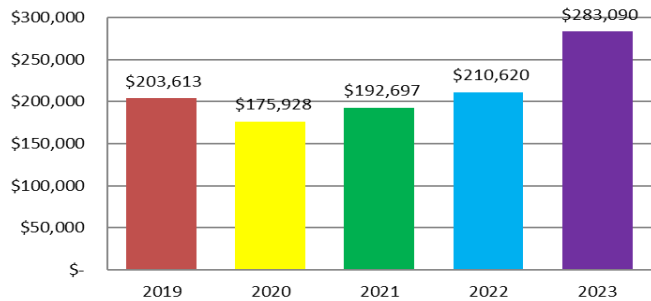
2023 Projects

- Information Technology: Lifecycle: Network Switch Refresh (22) (\$143,090)
- Information Technology: SQL Server Upgrade (\$28,000)
- Information Technology: RADIUS and TACACS Authenticator (\$17,544)
- Information Technology: UPS Management System Replacement (\$8,000)
- Information Technology: Laserfiche Connector (\$7,300)
- Information Technology: New network rack/enclosure for KCC – garage (\$6,600)
- Information Technology: IPAM Licensing (\$5,750)



Project 5 – Law Enforcement

Project 05



2022 Projects

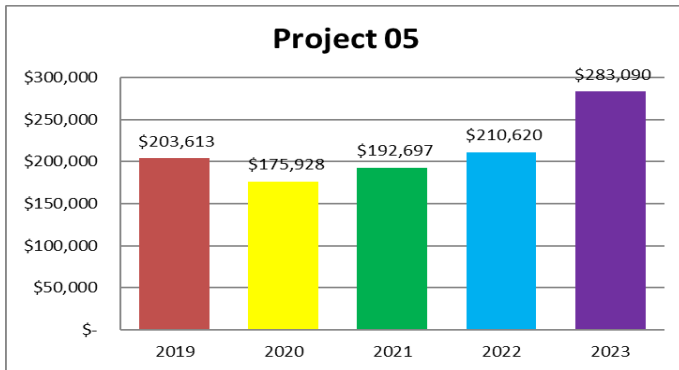
- Circuit Court: New amplifiers and mixers in 10 courtrooms (\$54,200)
- Circuit Court: Complete cabling for Branch 4 (Room 117) and Courtroom 317 in preparation for DAR (Digital Audio Recording) equipment installation. (\$9,600)
- Circuit Court: Add 2nd TV monitor in courtroom 124 (Branch 2) (\$3,000)
- District Attorney: Upgraded Printer (\$1,500)
- Juvenile Intake: request new MFD (\$8,100)
- Sheriff: Wi-Fi for BWCs inside Jail and KCDC (\$72,820)
- Sheriff: Squad Toughbooks (\$33,000)
- Sheriff: ESRI Mapping Tool (\$13,000)
- Sheriff: FRED Forensic Workstation with 1 RAID (\$12,400)
- Sheriff: Dedicated review and export Security camera workstations for sgts/Cpls offices at KCDC and PTF (\$3,000)

2023 Projects

- Circuit Court: Lifecycle: Audio equipment Refresh in Courtrooms (3) (\$61,800)
- Circuit Court: Branch 2 - Audio/Visual System Updates (\$96,000)
- Circuit Court: Courtroom 317 Audio/Visual upgrades and Digital Audio Recording Room Preparation (\$18,000)
- Circuit Court: Branch 6 - Add 2nd Display (\$17,500)
- Circuit Court: Branch 1 – Audio Integration (\$5,000)
- Circuit Court: Court Commissioner Courtroom - Digital Audio Recording Room Preparation (\$4,000)
- Juvenile Intake: Desktop Scanner (\$800)



Project 5 – Law Enforcement




2022 Projects

- Circuit Court: New amplifiers and mixers in 10 courtrooms (\$54,200)
- Circuit Court: Complete cabling for Branch 4 (Room 117) and Courtroom 317 in preparation for DAR (Digital Audio Recording) equipment installation. (\$9,600)
- Circuit Court: Add 2nd TV monitor in courtroom 124 (Branch 2) (\$3,000)
- District Attorney: Upgraded Printer (\$1,500)
- Juvenile Intake: request new MFD (\$8,100)
- Sheriff: Wi-Fi for BWCs inside Jail and KCDC (\$72,820)
- Sheriff: Squad Toughbooks (\$33,000)
- Sheriff: ESRI Mapping Tool (\$13,000)
- Sheriff: FRED Forensic Workstation with 1 RAID (\$12,400)
- Sheriff: Dedicated review and export Security camera workstations for sgts/Cpls offices at KCDC and PTF (\$3,000)

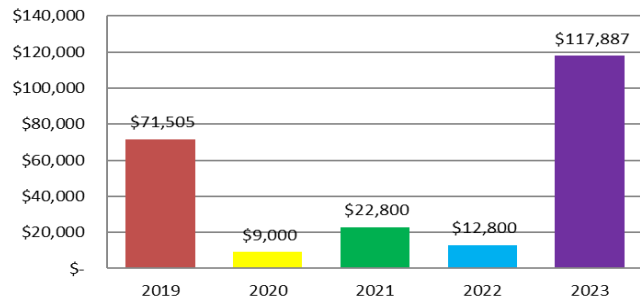
2023 Projects

- Detention Center: Detentions Staff Laptop (\$1,525)
- Detention Center: Additional camera at KCDC kitchen hallway (\$1,000)
- District Attorney: TV Monitor for Conference Room (\$4,300)
- Sheriff: Lifecycle: Squad Computer Refresh (\$33,900)
- Sheriff: Lifecycle: Detective interview server replacement (2) (\$18,540)
- Sheriff: KCC Construction: MFD for 45/50 Command Office (\$7,500)
- Sheriff: CellHawk Mapping and Interpretation Software (\$6,200)
- Sheriff: Training Computer (\$2,600)
- Sheriff: Projector for Training (\$2,000)
- Sheriff: Lifecycle: Laptop for Emergency Management (\$1,825)
- Sheriff: Additional camera in PSB hallway (\$600)



Project 6 – Public Works

Project 06




2022 Projects

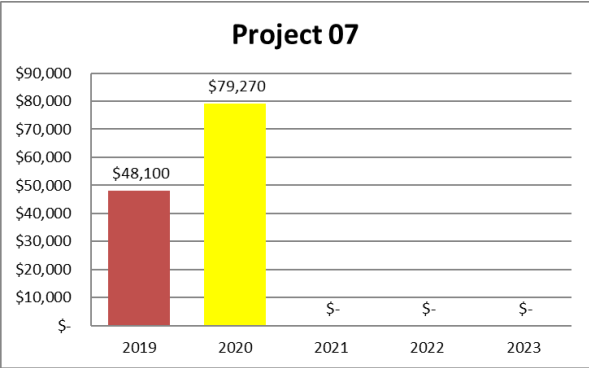
- Golf: DPWDS - Golf - Cordless phone system for golf shop / outside service staff. (\$1,500)
- Highways: DPWDS - Highway - Miscellaneous Highway Civil Engineering Software (\$9,300)
- Parks: DPWDS - Parks - Wi-Fi Connections - Pets Park Mechanics Shop and Silver Lake Park Shelters B and C (\$2,000)

2023 Projects

- Golf: County Network and Wireless expansion (\$9,220)
- Golf: Display Board for Brighton Dale Maintenance (\$2,600)
- Highways: Engineer Software – HydroCAD (\$5,300)
- Highways: Upgrade Autoturn License (\$3,000)
- Highways: Replace Shop Printer (\$2,090)
- Highways: Replace Supervisor Conference Room Printer (\$2,090)
- Highways: Engineer/Intern Software - Bluebeam Revu 20 CAD (\$2,000)
- Highways: Engineer Software – ArcGIS (\$1,750)
- Highways: Engineer Software – StarNext (\$1,500)
- Parks: Silver Lake Park Cashiering System Integration (\$12,000)
- Parks: New Cameras - KCVMP Park (\$10,561)
- Parks: Lifecycle: Petrifying Springs Park Security Cameras (\$5,776)
- Public Works: KCC AV hearing room remodel (\$60,000)



Project 7 – Video Conferencing



2022 Projects

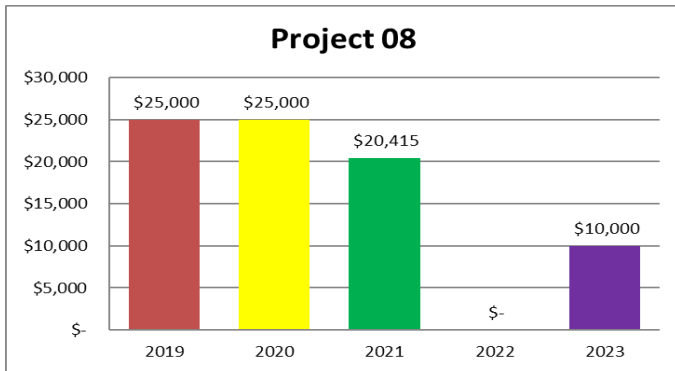
- No projects

2023 Projects

- No projects



Project 8 – Web Enhancements




2023 Projects

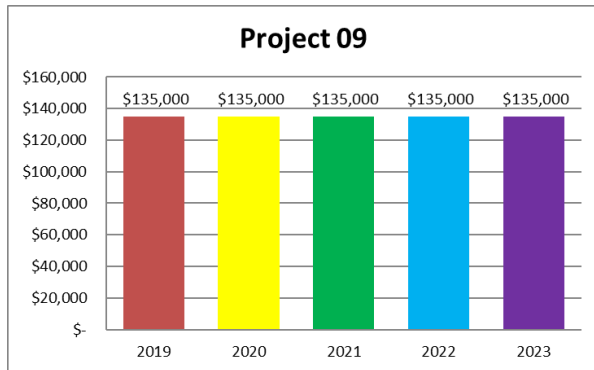
- Countywide: Web Projects (\$10,000)

2022 Projects

- Information Technology
 - Web Projects (\$0)



Project 9 – IT Contractor Support




2023 Projects

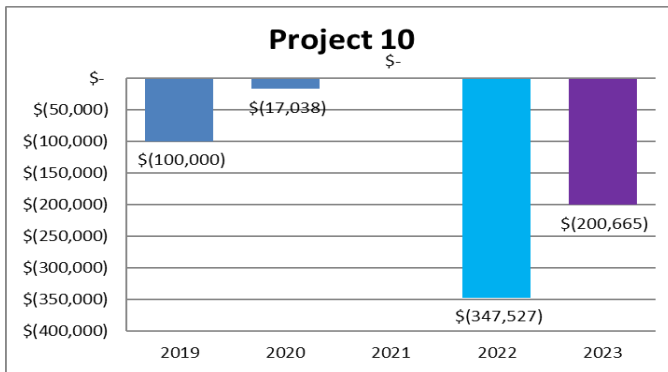
- Information Technology: IT Contractor Support (\$135,000)

2022 Projects

- Information Technology
 - IT Contractor Support (\$135,000)



Project 10 – Capital Reduction




2023 Projects

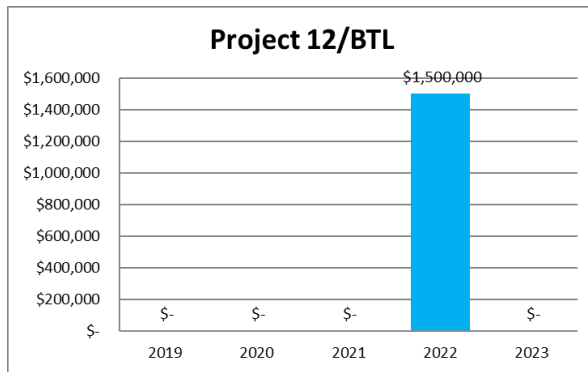
- ITSC Reduction (-\$200,665)

2022 Projects

- Countywide: Reduction (\$347,577)



Project 12 – Enterprise System Implementation




2023 Projects

- No Projects(\$0)

2022 Projects

- Countywide: Broadband Initiative – Funding to promote and assist in providing broadband access to areas with unserved / underserved access. (\$1,500,000) (Not bonded, funding source is ARPA)



Annual Capital Budget Comparison

Project	2019	2020	2021	2022	2023
1: KALM	\$ 275,821	\$ 17,500	\$ 17,000	\$ 38,500	\$ 102,066
2: Human Services	\$ 78,843	\$ 178,415	\$ 253,698	\$ 5,550	\$ 65,739
3: Finance and HR	\$ 420,266	\$ 449,000	\$ 752,300	\$ 1,149,300	\$ 330,850
4: County-Wide	\$ 806,481	\$ 747,925	\$ 606,090	\$ 795,807	\$ 1,056,034
5: Legal & Judicial	\$ 203,613	\$ 175,928	\$ 192,697	\$ 210,620	\$ 283,090
6: Public Works	\$ 71,505	\$ 9,000	\$ 22,800	\$ 12,800	\$ 117,887
7: Audio / Visual	\$ 48,100	\$ 79,270	\$ -	\$ -	\$ -
8: Web Projects	\$ 25,000	\$ 25,000	\$ 20,415	\$ -	\$ 10,000
9: IT Contractor Support	\$ 135,000	\$ 135,000	\$ 135,000	\$ 135,000	\$ 135,000
10: Reductions	\$ (100,000)	\$ (17,038)	\$ -	\$ (347,527)	\$ (200,665)
Subtotal	\$ 1,964,629	\$ 1,800,000	\$ 2,000,000	\$ 2,000,050	\$ 1,900,000
12: Enterprise Systems	\$ -	\$ -	\$ -	\$ 1,500,000	\$ -
Total	\$ 1,964,629	\$ 1,800,000	\$ 2,000,000	\$ 3,500,050	\$ 1,900,000