Kenosha County
2010 Juvenile Justice Report

Kenosha County Circuit Court
Juvenile Court Intake Services
Division of Children and Family Services

August 9, 2011

Presentation Overview

1. Data Trends
2. Youth Assessment Screening Instrument (YASI)
3. Gang Prevention Program
4. Summer Youth Employment Program
5. Disproportionate Minority Contact Initiatives
6. Center for Juvenile Justice Reform

The first Juvenile Justice Report was presented in 2006.

Number of Youth and Cases

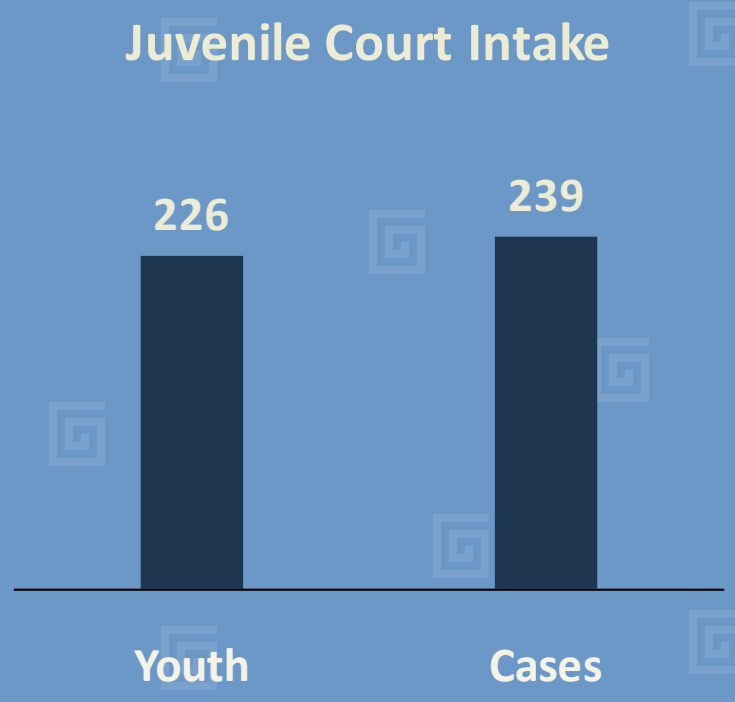

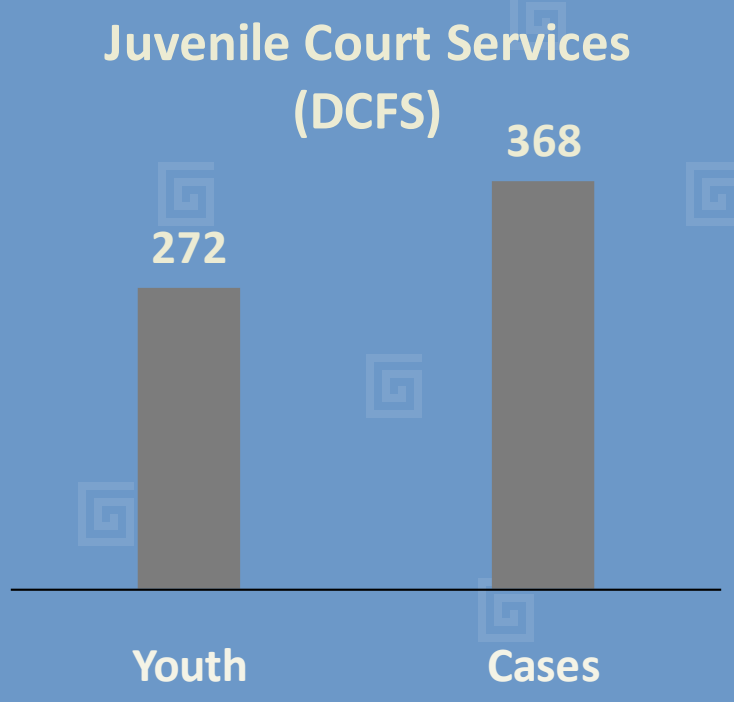

Demographics – 2010 Cohort

- Over one-third of the 2010 cohort was female (34%).
- Most youth in this cohort were white (54%), followed by African American (30%) and Hispanic (9%).
- Over half of the youth were less than 16 years of age at their case start date (JCIS 68%; DCFS 58%).

Most offenses committed by youth are misdemeanors and truancy.

Most Serious Offense Committed by 2010 Cohorts

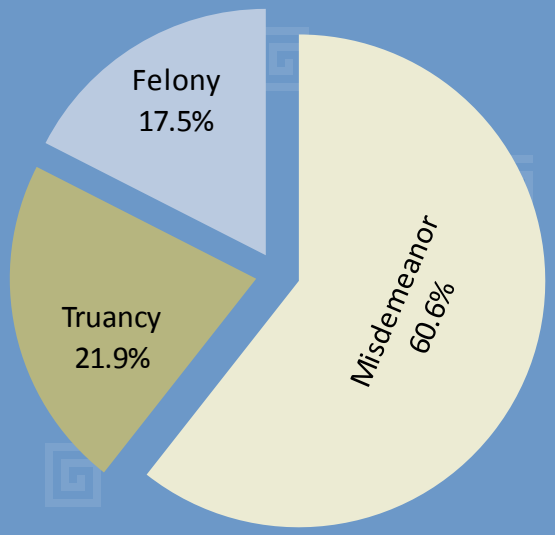

Most Serious Offense Five-Year Average

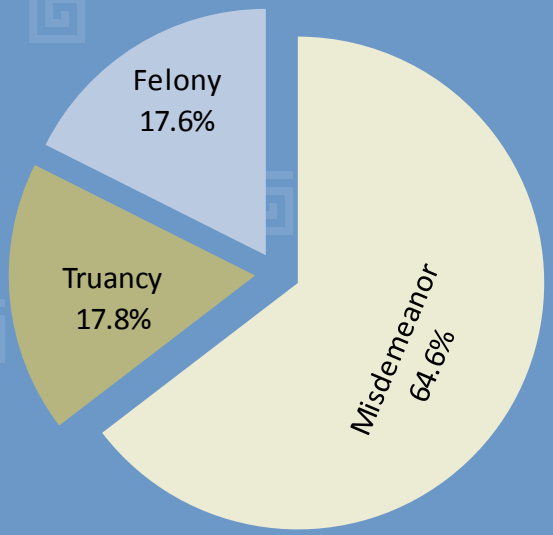

Juvenile Arrest Rates

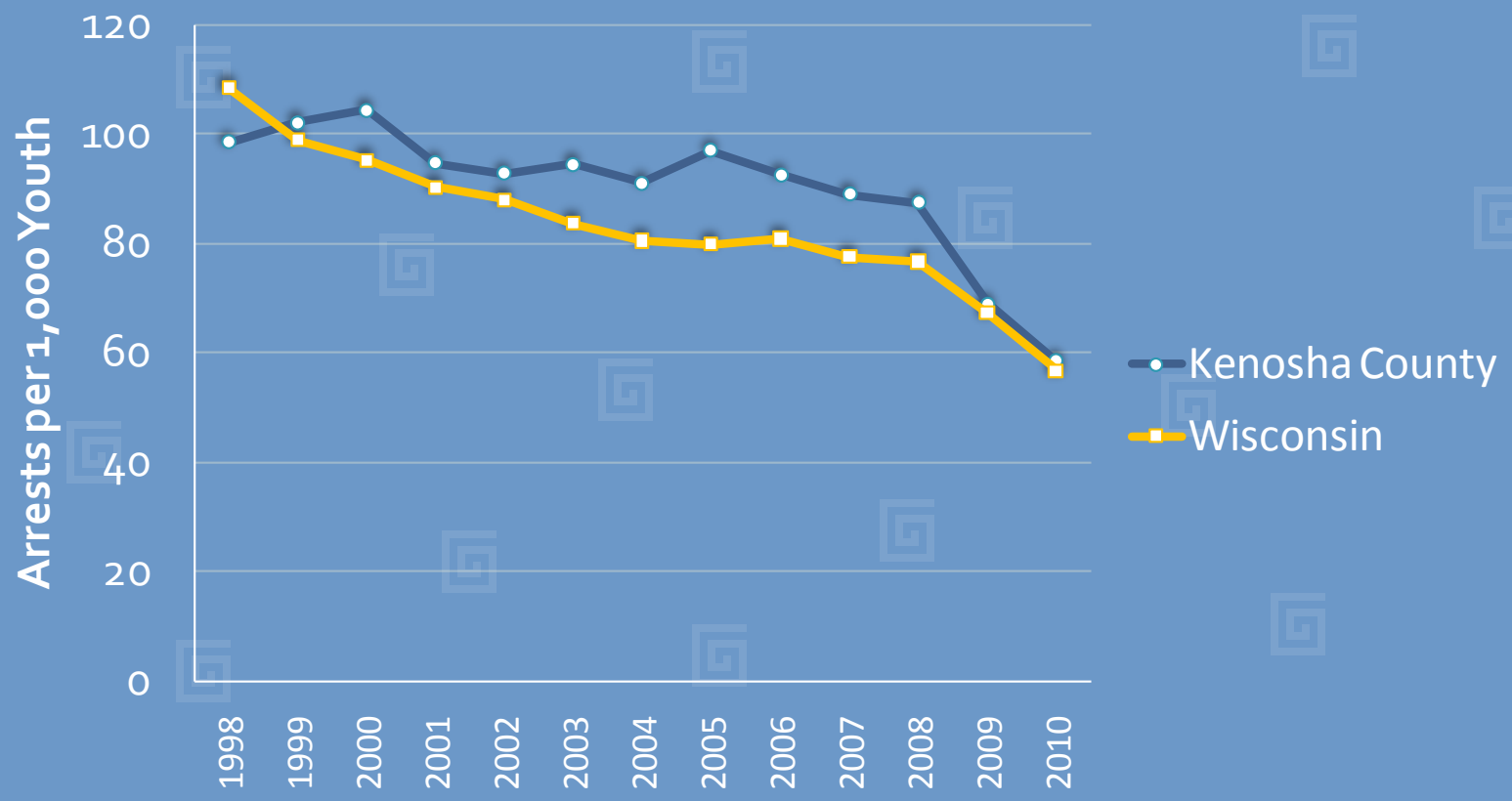

Number of Arrests by Type

Kenosha County

Violent			Property			Drug			Society			Other		
'09	'10	%	'09	'10	%	'09	'10	%	'09	'10	%	'09	'10	%
31	**40**	***29***	**565**	**488**	***-14***	**153**	**170**	***11***	**1,574**	**1,300**	***-17***	**579**	**475**	***-18***

Wisconsin

Violent			Property			Drug			Society			Other		
'09	'10	%	'09	'10	%	'09	'10	%	'09	'10	%	'09	'10	%
1,450	**1,433**	***-1***	**18,741**	**15,085**	***-18***	**4,187**	**4,095**	***-2***	**36,663**	**31,378**	***-14***	**27,343**	**22,885**	***-16***

Annual Referrals – Juvenile Court Intake

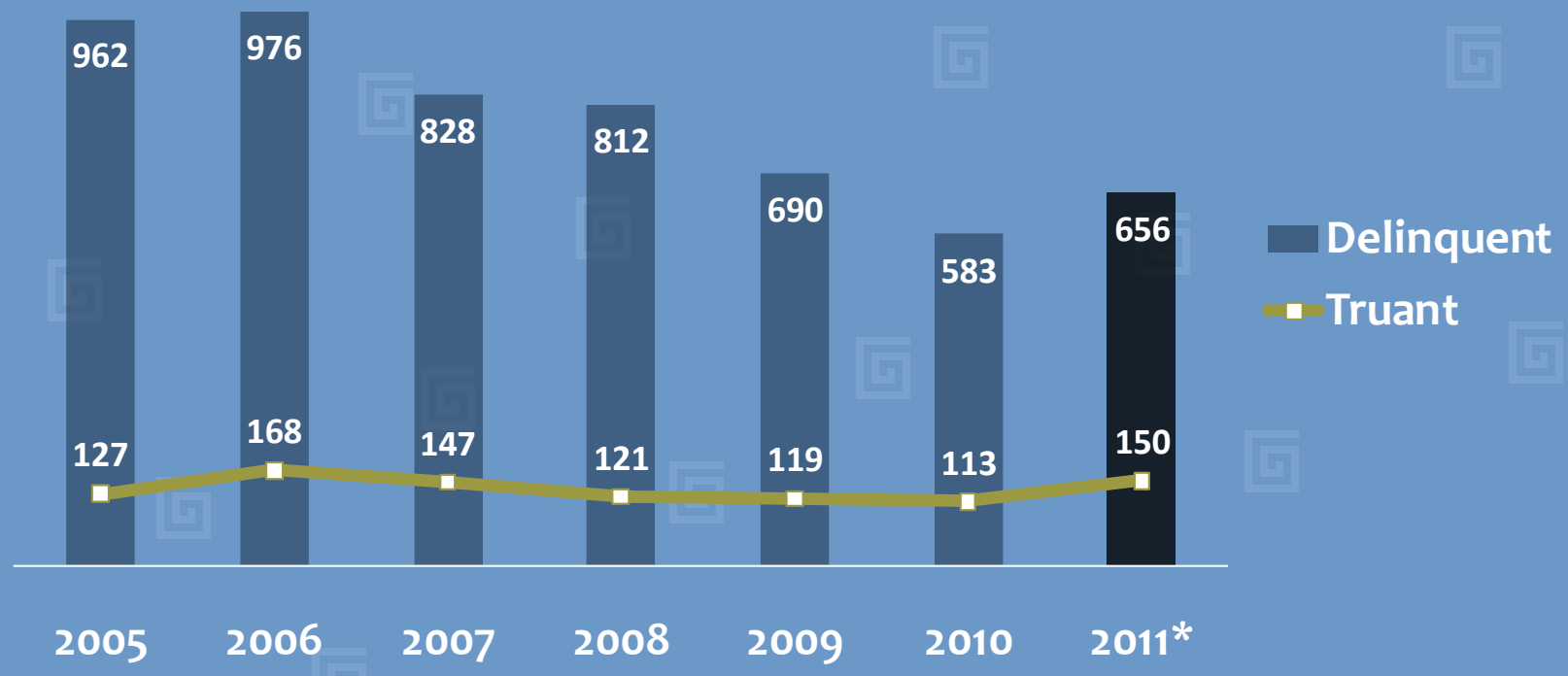

Annual Referrals – Juvenile Court Services

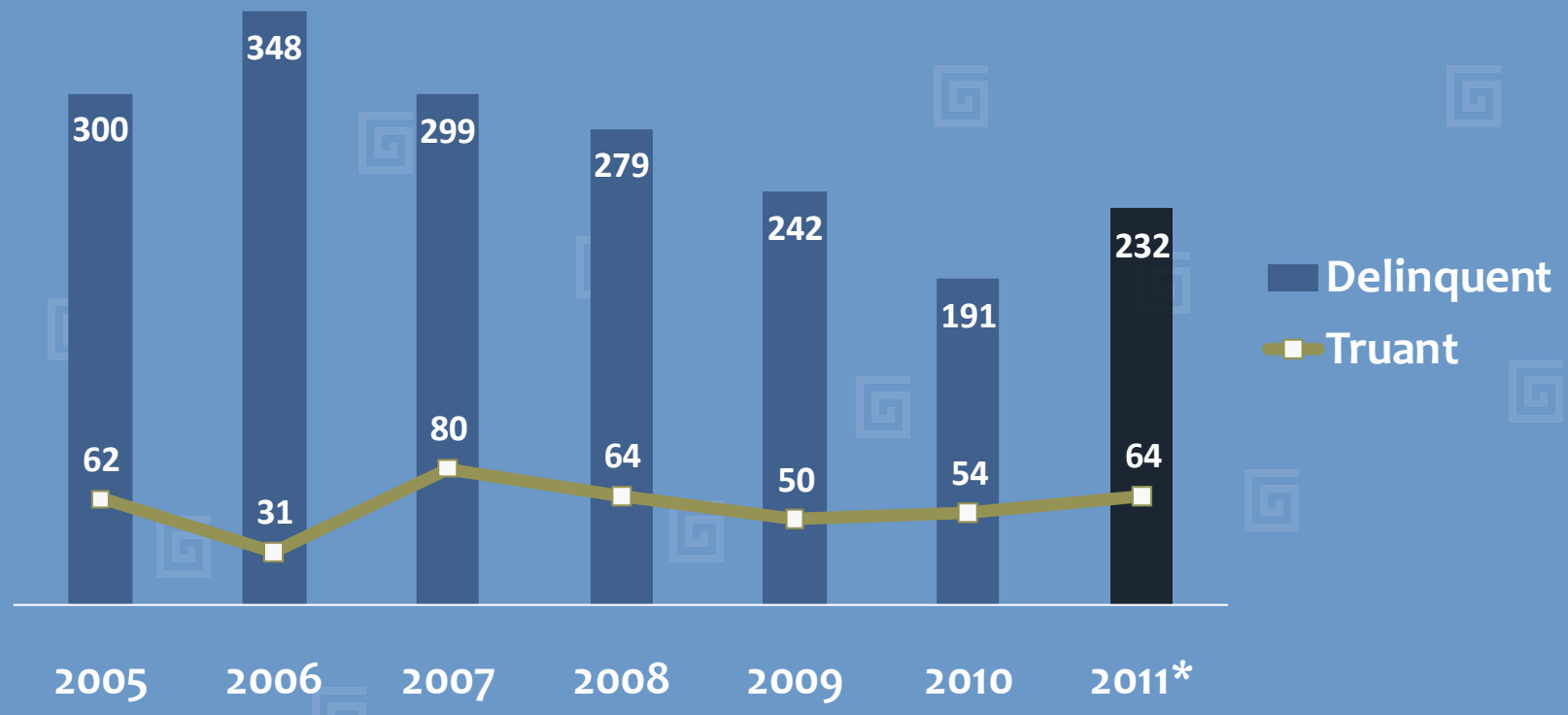

Out-of-Home Placements

Percentage of youth placed in out-of-home care during their period of supervision.

19%

Where are youth placed?

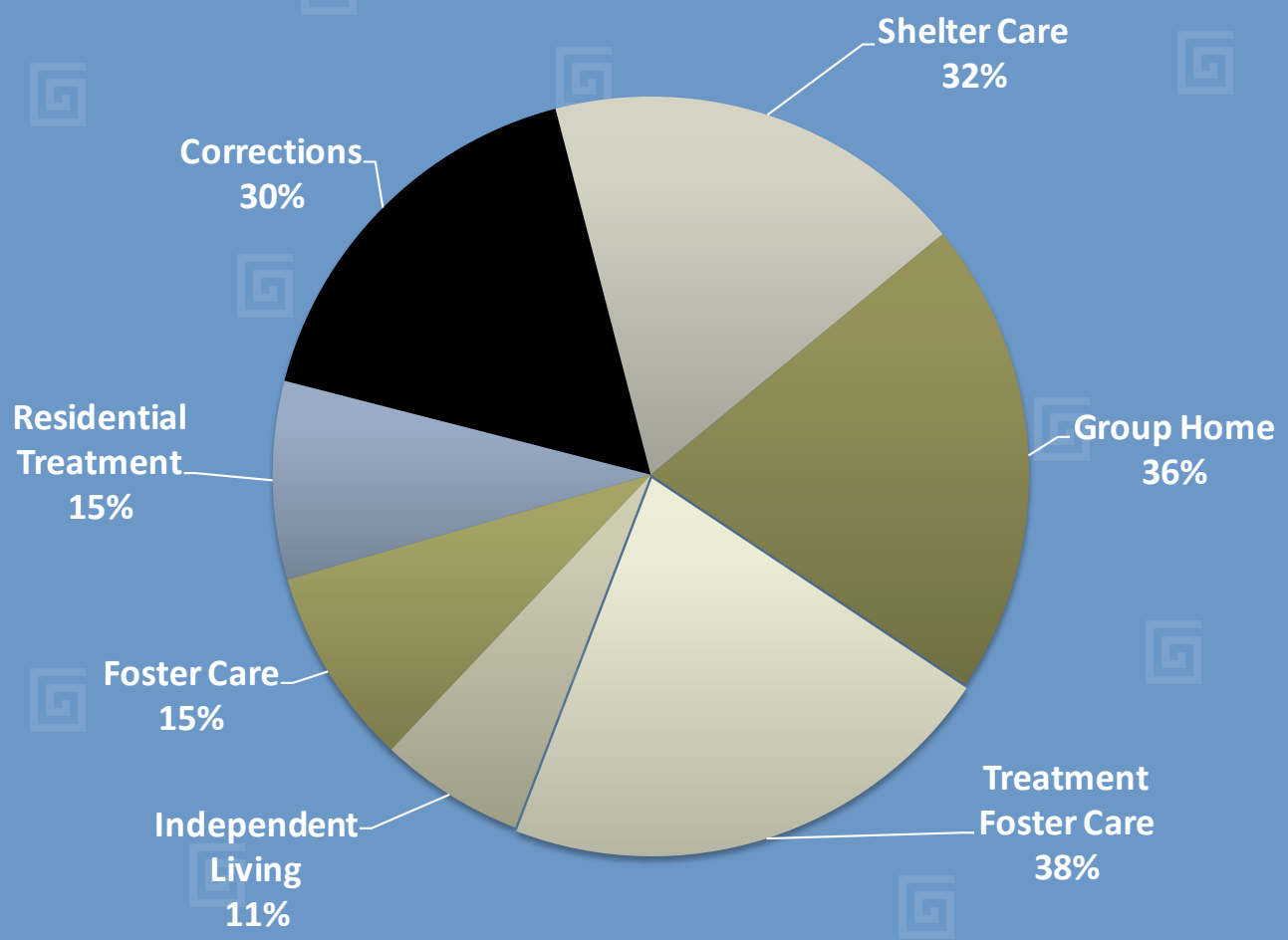

Secure Detention and Juvenile Corrections

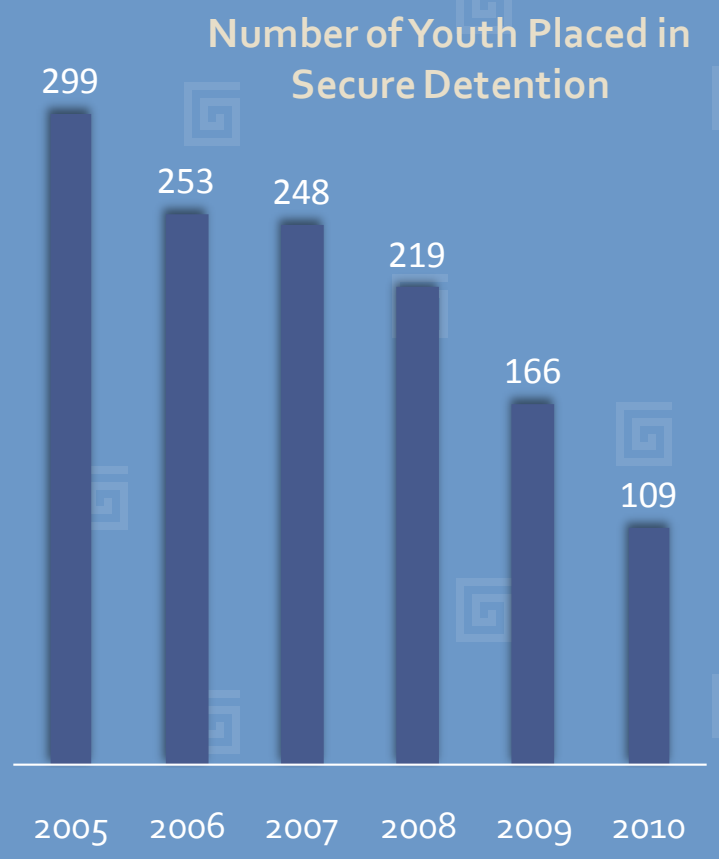

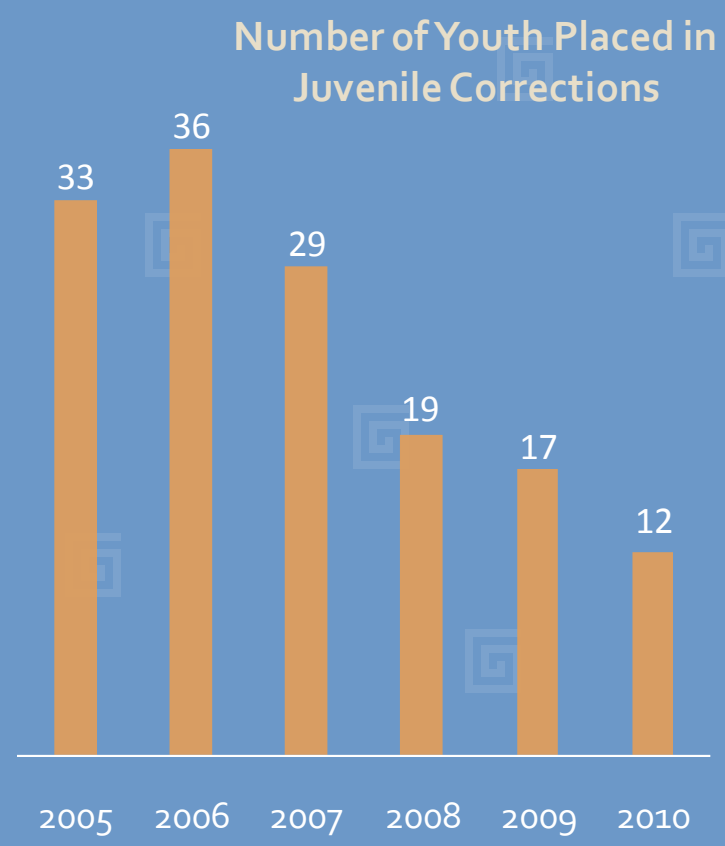

Diversion Rate - Juvenile Court Intake Services

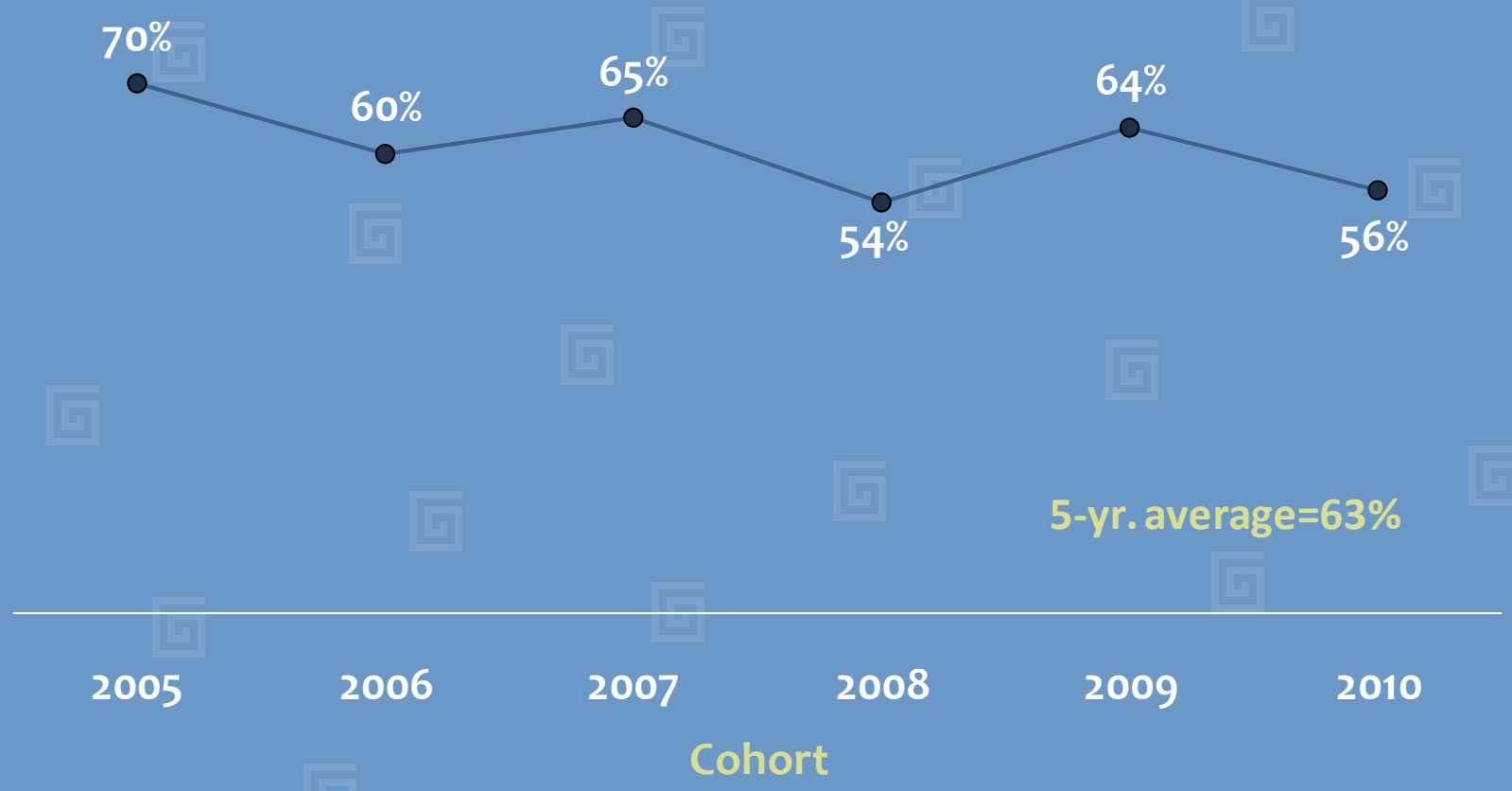

Non-Recidivism Rate - Juvenile Court Services

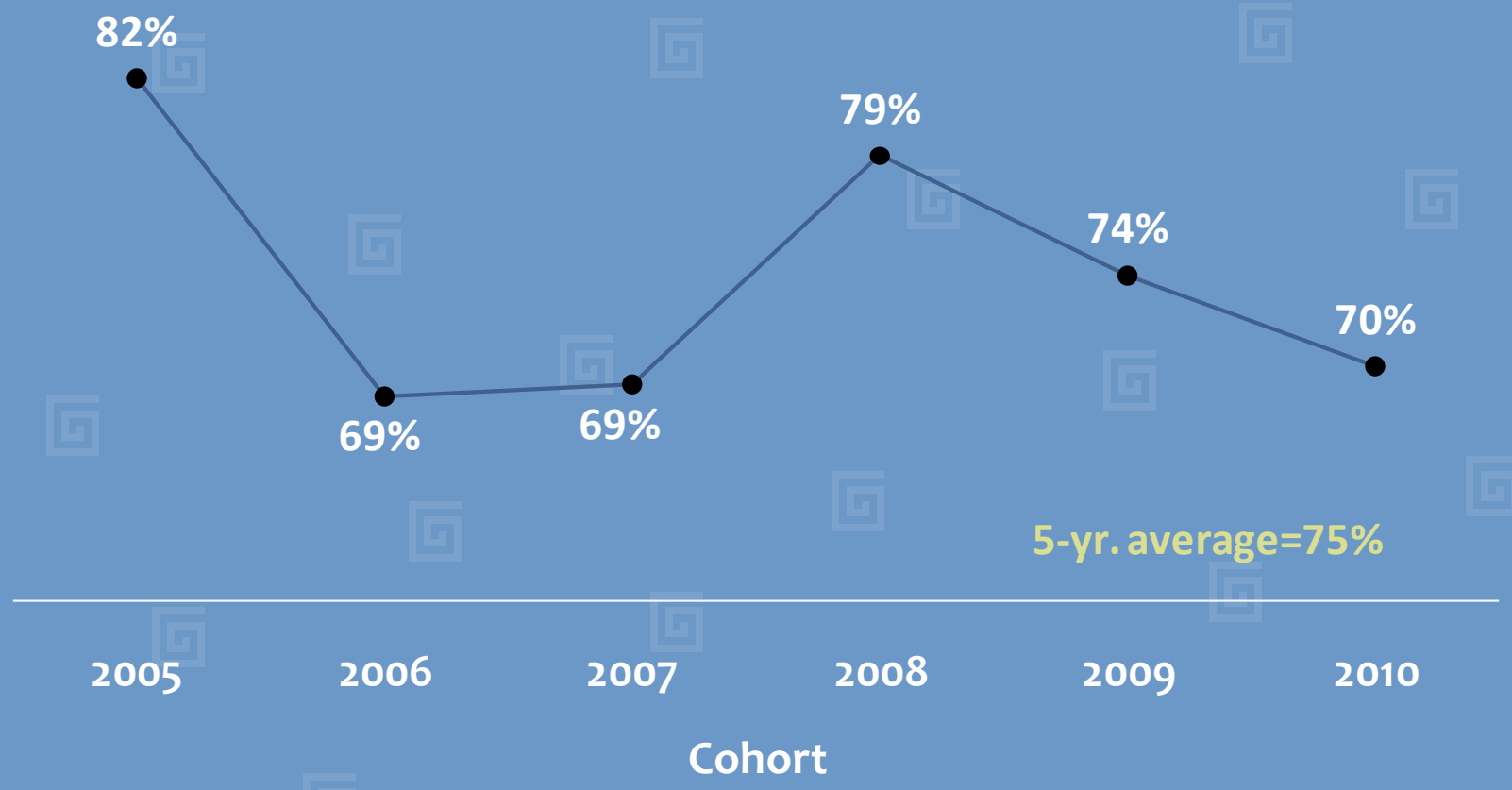

Restitution – Percentage Collected

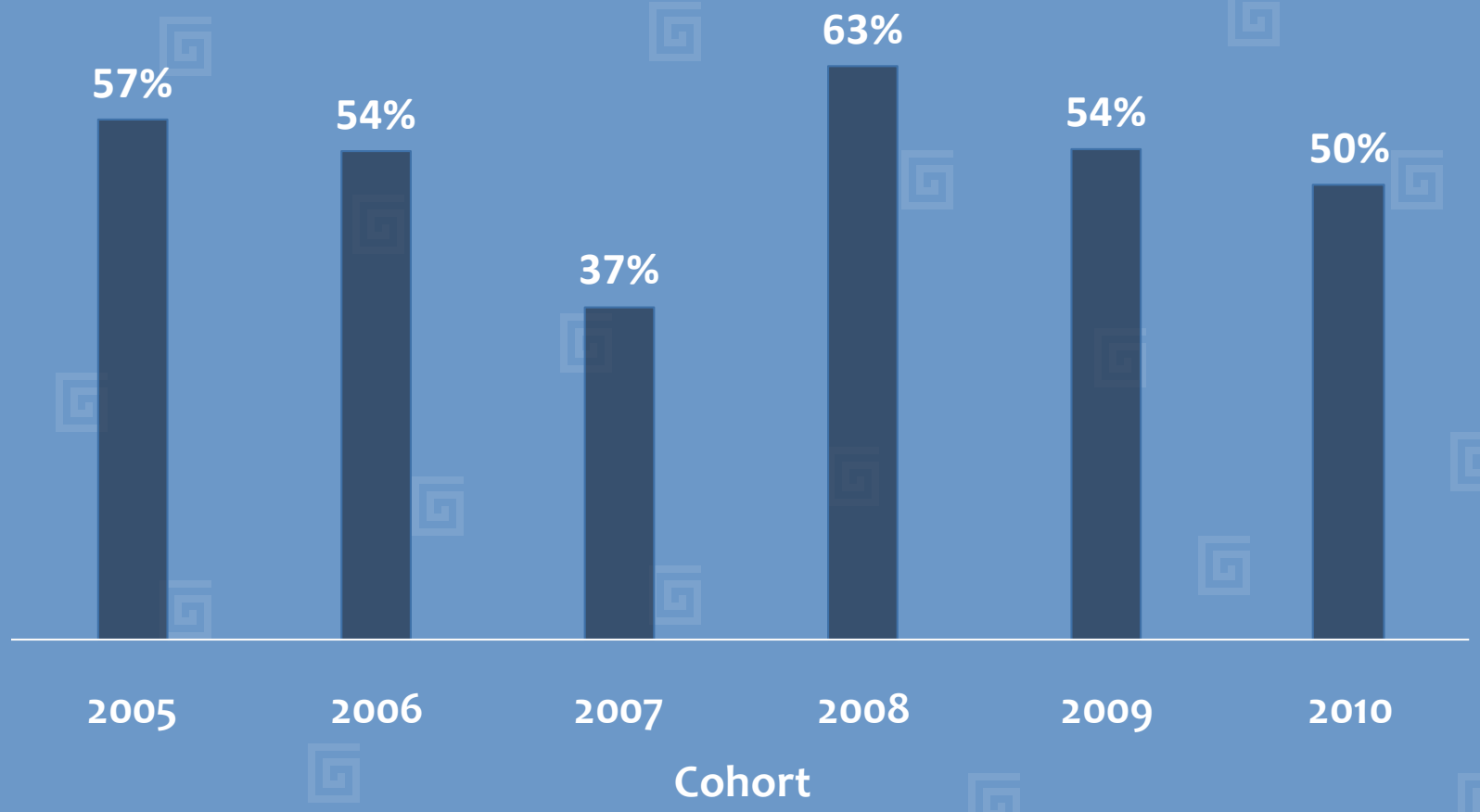

Community Service Work – Percentage Completed

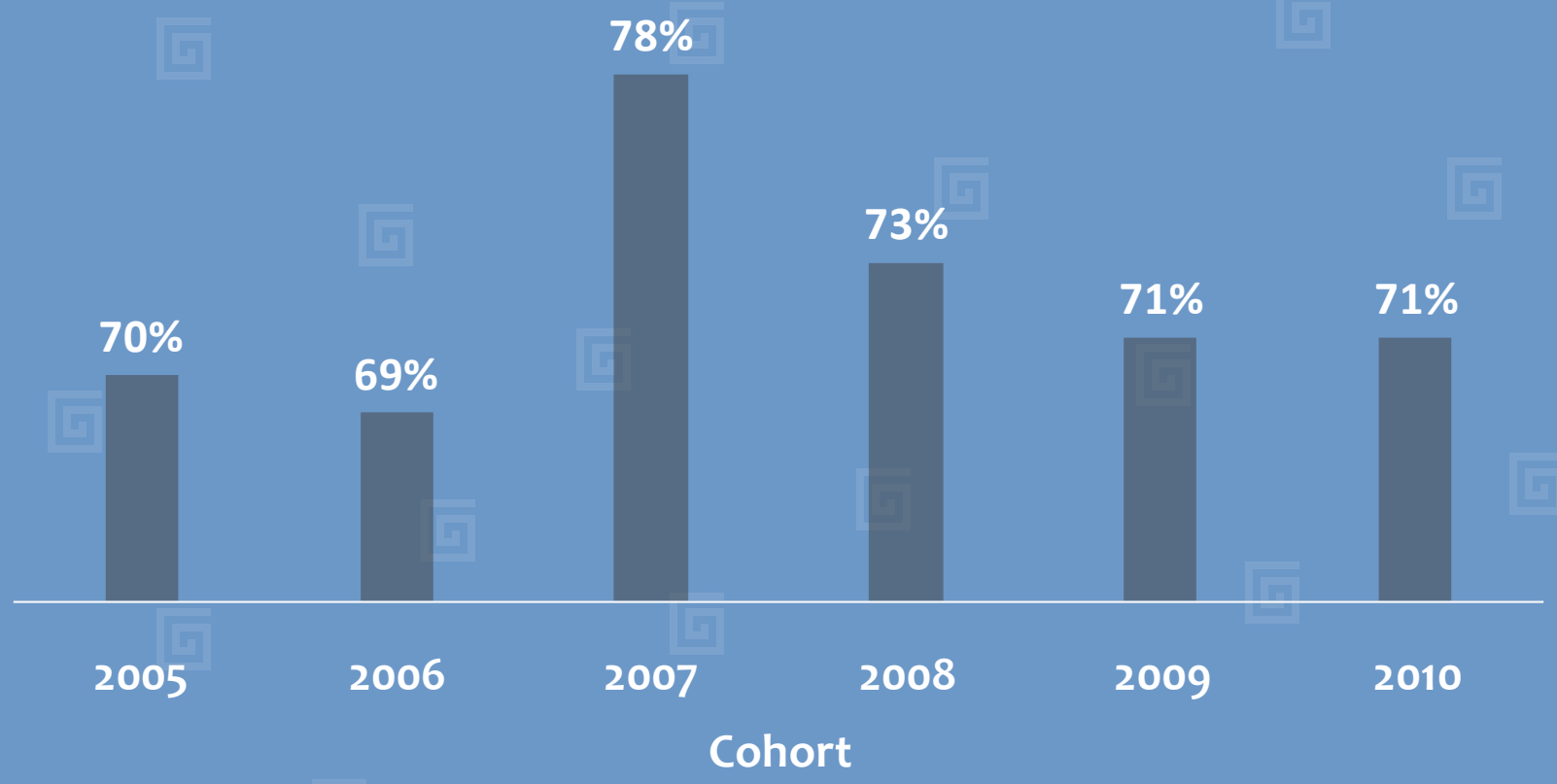

Community Services Work - Completion Rate Improvement

August 1, 2010 – July 31, 2011			
Program	**Hours Ordered**	**Hour Completed**	**Completion %**
Youth Competency	1,590	1,433	90%
IAP/MHD/CRD	668	645	97%
TIME/Bridges	960	892	93%
Youth Outreach	420	348	83%
TOTAL	**3,638**	**3,318**	**91%**

JIPS Youth - Regular School Attendance at Case Closure

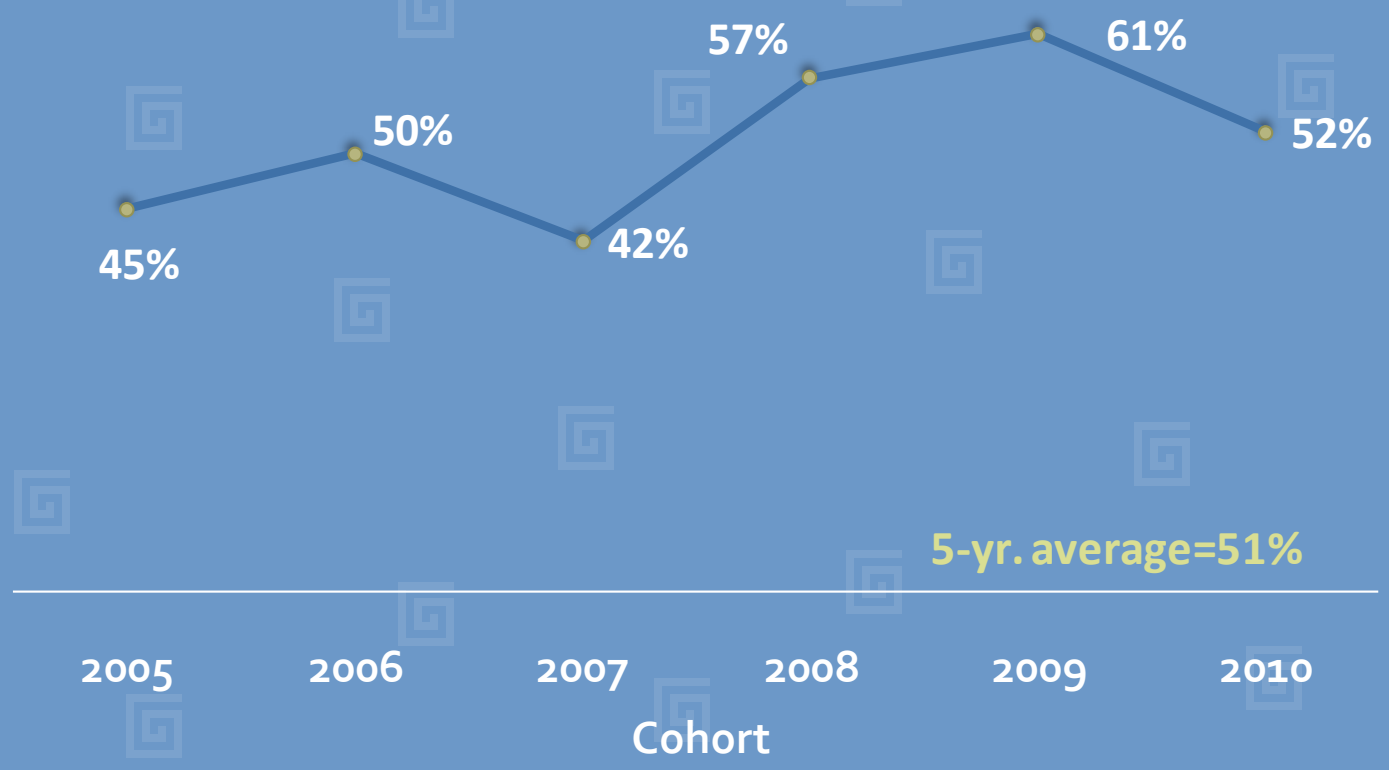

Habitual Truant: A student who is absent from school without an acceptable excuse [s.118.16(4) and s.118.15 Wis. Stats.] for <u>part or all of five or more days</u> on which school is held during a semester.

JIPS Youth - Attendance by Age

Percentage of youth under age ten 10 (at case start date) no longer considered habitually truant at case closure:

79%

Percentage of youth 16 years of age (at case start date) no longer considered habitually truant at case closure:

39%

Post-Supervision Court Involvement

The percentage of youth with cases closed in 2008 that have remained out of both the juvenile and adult system within one year of case closure

73%

Youth Assessment and Screening Instrument (YASI)

The Youth Assessment and Screening Instrument is an assessment tool which has been field tested and validated based on empirical research.

Determines level of risk youth presents to commit further delinquent acts, identifies protective factors to build upon, and identifies dynamic risk factors that can be targeted for services.

The YASI is currently being used in many places including:

- State of New York
- California Division of Juvenile Justice
- State of Illinois
- Province of Alberta Canada
- Youth Custodial Services in Scotland
- Kenosha County since March of 2010

Brought to Kenosha through funding obtained from the MacArthur Foundation.

Youth Assessment and Screening Instrument

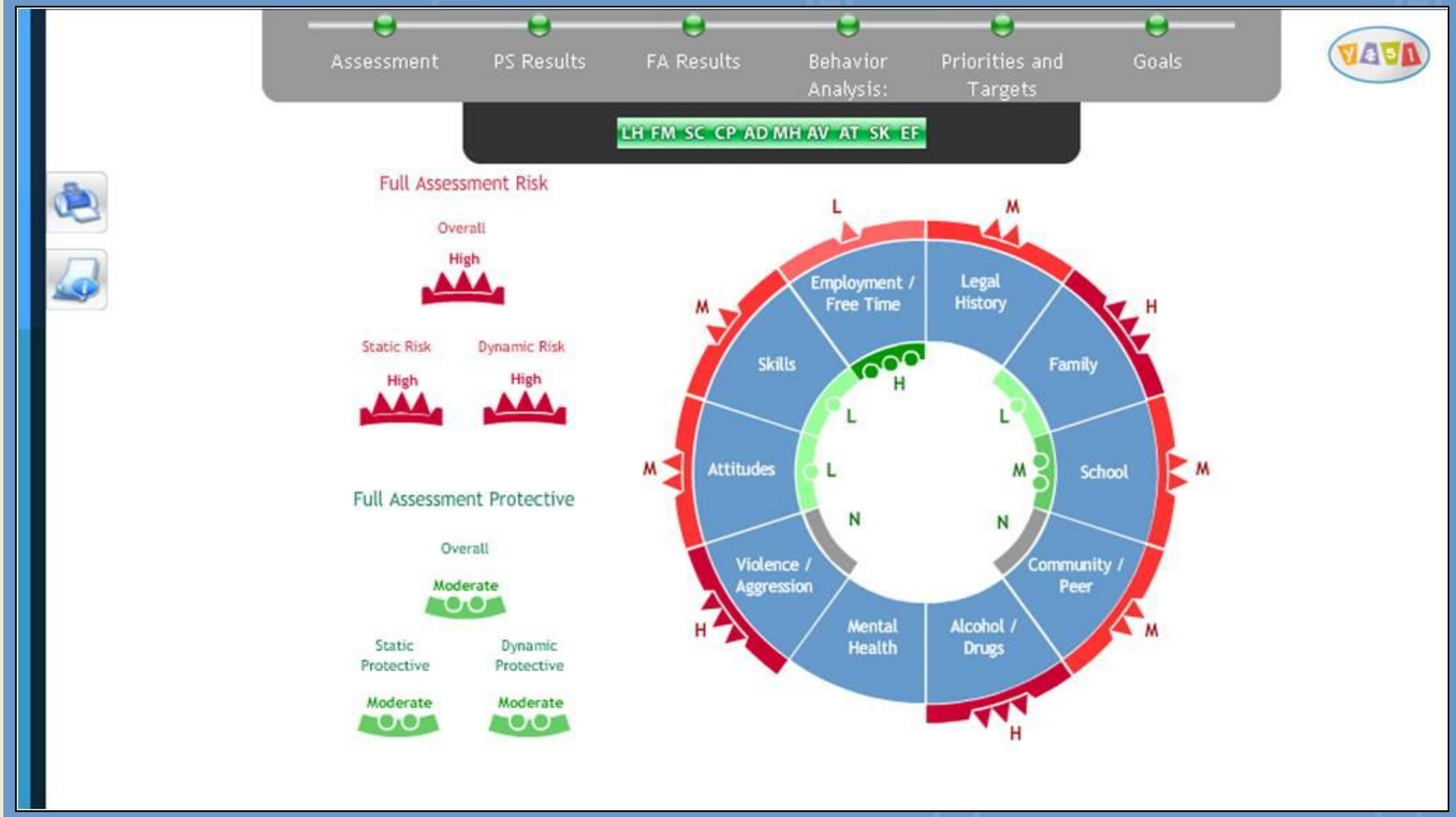

Gang Prevention Program

Summer Youth Employment

Gang Prevention Program

UW-Parkside – Community Awareness

Washington Middle School

Western Kenosha County Schools

WGTD Radio Interview

St. Mary Lutheran Church

SISTAS Conference – Bradford High School

Kenosha County Human Services Board

Food, Folks & Spokes

WRJN Radio Interview

Red Ribbon Week – Grace Lutheran Church

Kenosha County Human Services Committee

Sears Safety Fair

Girlz Together – Urban Outreach Center

Carthage College – Senior Social Work Class

Kenosha County Foster Parent Association

Juneteenth Day

Kenosha County Highway and Parks Committee

Summer Youth Employment Program

- A total of **214** youth participated in the Summer Youth Employment Program
- There were **49** different job types (e.g., video editing, landscaping, clerical support, street maintenance, office receptionist)
- There were a total of **39** different job sites throughout Kenosha County
- **23,000** work hours were completed by participants
- **11** youth obtained unsubsidized employment
- A total of **113** in-school participants received 1/2 credit towards graduation from the Kenosha Unified School District

Exit
Window
Exit
Window
Hallway
Bedroom
Bathroom
Living Room
Kitchen
Window
Enter

Brought to you by:
KOHL'S
expect great things

4
GAME
PRIZES
MINUTE
2
WIN IT

4
GAME
PRIZES

GAME
PRIZES

Kenmore



StopGangs Kenosha

"Friend" Us on Facebook

Type in StopGang in the Search Box.

2011 Juvenile Justice and Child Welfare: Multi System Integration Certification Program For Public Sector Leaders

Center for Juvenile Justice Reform
Georgetown University
July, 2011

http://cjjr.georgetown.edu

Who are Crossover Youth?

Crossover Youth

Youths who have experienced maltreatment and engaged in delinquency.

Dually-Involved Youth

A subgroup of crossover youth who are simultaneously receiving services, at any level, from both the child welfare and juvenile justice systems.

Dually-Adjudicated Youth

A subgroup of dually-involved youth, encompassing only those youth who are concurrently adjudicated by both the child welfare and juvenile justice systems.

What are the pathways to crossing over?

1. Youth has an open child welfare case → Youth is arrested → Enter the juvenile justice system

2. Youth has an open child welfare case → Child welfare case is closed → Youth is arrested → Youth enters the juvenile justice system

3. Youth is a victim of maltreatment but it is undetected by child welfare system → Youth is arrested → Youth referred to the child welfare system

4. Youth is arrested and put in a correctional facility → Youth is released from the facility but family abandons him/her → Youth referred to the child welfare system

Disproportionate Minority Contact Initiatives

Office of Justice Assistance

Safe Schools Initiative –

- School staff training
- Mental Health/AODA support to students
- Youth Outreach Diversion (proposed)

John D & Catherine T MacArthur Foundation

- Youth Assessment Screening Instrument (YASI)
- Graduated Responses Grid
- Spanish Center – technical support
- Data Collection – technical support
- Georgetown Crossover Youth Model

A special thanks to our service providers…

Boys and Girls Club
Children's Service Society of Wisconsin
Community Impact Programs
Kenosha Area Family and Aging Services
Kenosha Human Development Services
Prevention Services Network
Professional Services Group
Spanish Center
St. Charles Youth & Family Services
Urban League
Urban Outreach Center

Questions

For a copy of this presentation, please go to:

http://kenoshacounty.org/dhs/Divisions/CFS/

Questions regarding this report can be directed to:

jennifer.madore@kenoshacounty.org