

Kenosha County, Wisconsin 2017 Budget County Executive Jim Kreuser

This page left blank intentionally

Kenosha County

2017 County Budget

Table of Contents

Budget/Profile Summary

	PAGE
<u>County Profile</u>	
Profile Summary	1
Population by Municipality	2
Valuation & Taxpayer Analysis	3
County Executive	4
County Board	5
Equalized Value Analysis	6
City Taxpayer Chart	7
Municipality Taxpayer Charts	8
Report Used for Apportionment of County Levy	11
Net New Construction Schedule	13
Changes to County Equalization Report	14
<u>Budget Summary</u>	
Budget Summary	15
Combined County & Library Budgets	16
Average Home Analysis	17
Departmental Summary	18
Summary of Personnel Appropriation	23
Budget Graphs	24
Summary of Budgeted Personnel Changes	26
Summary of Funded FTE's	27
Reconciliation of FTE's	29
Capital Outlay Summary	30
Analysis of Reserves and Carryovers	31
Schedule of General Obligation Debt Outstanding	32

Division of Workforce Development	187
Division of Veterans Services	193
Office of Medical Examiner	199
Division of Health Services	205
Division of Aging & Disability Services	215
Division of Children & Family Services	223
Brookside Care Center	231
DHS - Internal Service Fund	245

<u>Department of Finance and Administration</u>	
Administrative Services	249
Economic Development	255
Finance	261
Purchasing Services	269

<u>Elected Offices</u>	
County Clerk's Office	275
Treasurer's Office	281
Register of Deeds Office	287
Elected Services	295

<u>Legislative</u>	
County Board	301

<u>Executive</u>	
Office of the County Executive	307
Office of the Corporation Counsel	313
Division of Personnel Services	319
Civil Service Commission	325
Office of the University of WI Extension	329
Information Technology	339
Land Information	349

<u>Miscellaneous</u>	
Non-Departmental	359
Board of Adjustment	363
Insurances	367
Debt Service	381
Library	385

Activity Statement - Goals & Objectives/Position Title - Class Type - FTE/Line Item Budget

	PAGE
<u>Law Enforcement</u>	
Sheriff	35
District Attorney & Victim Witness	51
Circuit Court	59
Juvenile Intake	67
Joint Services	75

<u>Department of Public Works & Development Services</u>	
Division of Facilities	85
Division of Golf	105
Division of Parks and Recreation	115
Division of Highways	125
Division of Planning & Development	135
Division of P&D - Tree Planting	141
Division of P&D - Revolving Pre-Development	145
Division of P&D - Land & Water Management Plan	149
County Housing Authority	153
Capital Projects	159

<u>Department of Human Services</u>	
Office of Director	177
Central Services	183

Five Year Capital Plan

	PAGE
<u>Five Year Capital Plan</u>	
Five Year Capital Plan	1

APPENDIX

	PAGE
2017 Information Technology Capital Budget	0

This page left blank intentionally

KENOSHA COUNTY, WISCONSIN • COUNTY PROFILE



S&P Global
Ratings

Fitch and Standards & Poor's rate Kenosha County, WI's GO Bonds 'AA+';
Upgrades Outstanding Debt

COUNTY POPULATION U.S. CENSUS BUREAU

Percent Change 00-10 11.26%

1990 Census	128,181
2000 Census	149,577
2010 Census	166,423
2015 Estimate	168,437

**Population projected to peak in
2040 by 26% or 209,670**

*Per the Wisconsin Department of
Administration Demographic
Services published on December 2013
Kenosha County will be the third largest
Municipality by 2040 trailing just behind
Milwaukee and Madison who in this
report is first and second respectively.*

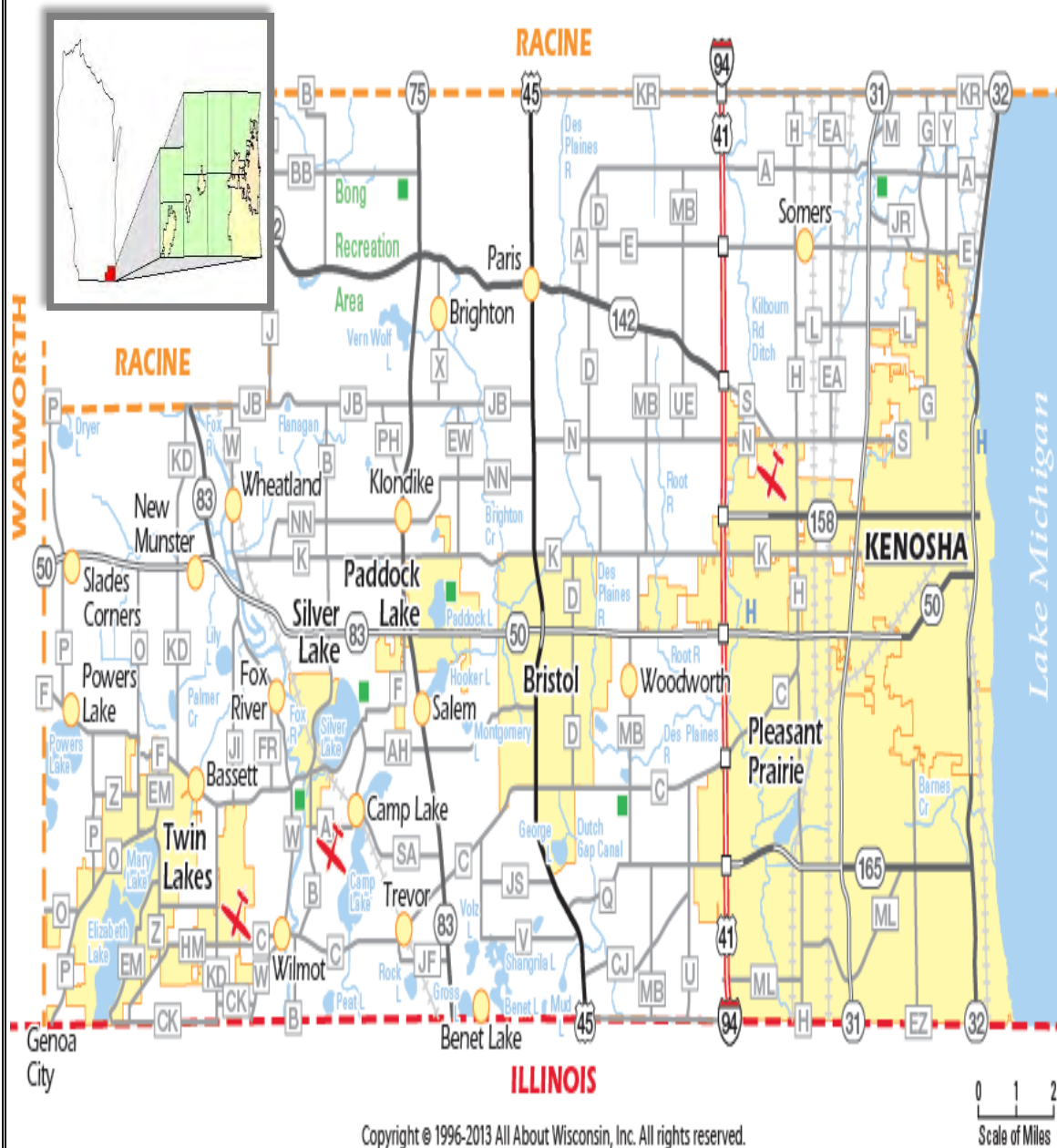
KENOSHA COUNTY



Kenosha County Location and Business Climate:

- Located between Chicago and Milwaukee
- Good physical infrastructure
- Competitive cost of living and doing business
- Access to high-quality post-secondary institutions
- Per Capita of 27,937+, 16th amongst 72 Counties, (July 2016)
- Unemployment rate 5% (July 2016)
- The hottest area in the state of Wisconsin in terms of Economic development:
 - Over 4,000 jobs
 - \$800 million in new investment
 - 6.5m SF of development/absorption since January 2013, growth continues in 2016

KENOSHA COUNTY, WISCONSIN • COUNTY PROFILE



Population by Municipality

Towns of:

Randall	3,180
Salem	12,067
Somers	2,627
Wheatland	3,373
Brighton	1,456
Paris	1,504

Villages of:

Bristol	4,914
Paddock Lake	2,992
Somers	6,970
Pleasant Prairie	19,719
Silver Lake	2,411
Twin Lakes	5,989
Genoa City	6

City of:

Kenosha	99,215
---------	--------

*Data based on information received from 2010 U.S. Census Bureau.

2016 Largest Taxpayers

Est. Equalized Value % of County's Total
Est. Equalized Value

Uline, Inc.	152,677,000	1.10%
Meijer Distribution Inc.	113,749,500	0.82%
Amazon –KTR III WI	95,000,000	0.68%
Prime Outlets	83,993,300	0.60%
CV II Lakeview LLC	53,929,600	0.39%
Affiliated Foods MW	49,405,900	0.35%
Gordons Food	44,383,800	0.32%
Inland Diversified	37,802,300	0.27%
Amazon –KTR IV WI	37,631,900	0.27%
Southport Plaza LTD	36,960,800	0.27%
Centerpoint Prop. Trust	34,430,400	0.25%
Edward Rose Assoc.	34,183,600	0.25%
Lakeview XIV Venture LLC	30,845,500	0.22%
Rust-Oleum	28,775,000	0.21%
Hidden Oaks Apartmts	27,643,600	0.20%
Total	\$861,412,200	6.19%

County's Total \$13,921,985,000
2016 Equalized Value



Trends of Valuations

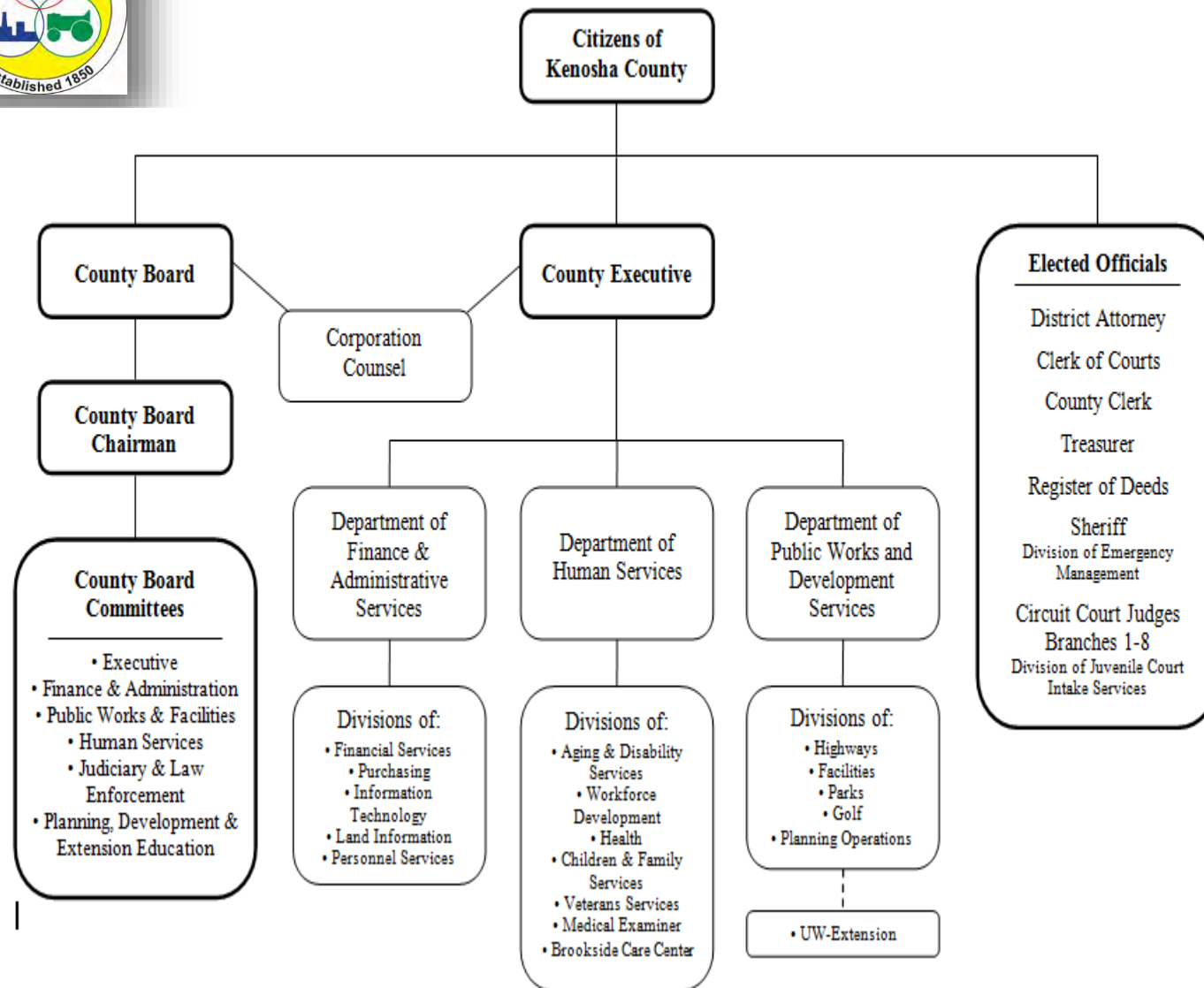
Year	Equalized Value Reduced by Tax Increment District Value	Value	Equalized% Incr/Decr
2011	\$12,912,692,700	\$13,717,171,600	-3.62%
2012	\$11,848,070,900	\$12,656,688,600	-7.73%
2013	\$11,444,704,800	\$12,236,191,300	-3.32%
2014	\$11,741,940,000	\$12,581,231,400	2.82%
2015	\$12,116,668,100	\$13,180,389,300	4.76%
2016	\$12,652,208,000	\$13,921,985,000	5.62%

2016 Equalized Value by Classification

	Equalized Value	Percent
Residential	9,489,296,700	68.16%
Commercial	3,425,994,200	24.61%
Manufacturing	412,640,700	2.96%
Agricultural	18,282,000	0.13%
Undeveloped	11,271,000	0.08%
AG Forest	11,701,200	0.08%
Forest	6,161,200	0.04%
Other	101,515,200	0.73%
<u>Personal Property</u>	<u>445,122,800</u>	<u>3.20%</u>
Total	\$13,921,985,000	100.00%



KENOSHA COUNTY GOVERNMENT





The County, organized in 1850, is governed by 23 Board Supervisors, all elected for a two-year term which ends April 2016. The County Board is responsible for legislation and policy while the County Executive is charged with the execution of that policy and the overall administration of the County government. The standing committees of the Kenosha County Board of Supervisors are as follows: Executive, Finance and Administration; Planning, Development and Extension Education; Human Services; Public Works and Facilities and Judiciary and Law.

County Executive Jim Kreuser

DISTRICT 1 – WILLIAM GRADY

DISTRICT 2 – TERRY ROSE

DISTRICT 3 – JEFFREY GENTZ

DISTRICT 4 –MICHAEL GOEBEL

DISTRICT 5 – RICK K. DODGE

DISTRICT 6 – EDWARD KUBICKI

DISTRICT 7 – DAYVIN HALLMON

DISTRICT 8 –STEVE BOSTROM

DISTRICT 9 – JOHN J. O'DAY

DISTRICT 10 – ANDY BERG

DISTRICT 11 – RONALD J. FREDERICK

DISTRICT 12 – LEAH V. BLOUGH

DISTRICT 13 –JOHN FRANCO

DISTRICT 14 – BOYD FREDERICK

DISTRICT 15 – GREG RETZLAFF

DISTRICT 16 – DANIEL C. ESPOSITO

DISTRICT 17 –JEFF WAMBOLDT

DISTRICT 18 –JILL GILLMORE

DISTRICT 19 – MICHAEL J. SKALITZKY

DISTRICT 20 – JOHN POOLE

DISTRICT 21 – KIMBERLY BREUNIG

DISTRICT 22 – ERIN DECKER

DISTRICT 23 – DENNIS ELVERMAN

Analysis of Wisconsin Realtors Median Price Home in Kenosha Compared to Equalized Value

WI Realtors Association						
Year	Median Price December 31st	Difference	Percentage Inc(Dec)	Equalized Value ** Reduced by TID	Difference	Percentage Inc(Dec)
2016	\$ 150,950	\$ 8,950	6.30%			
2015	\$ 142,000	\$ 9,050	6.81%	12,652,208,000	535,539,900	4.42%
2014	\$ 132,950	\$ 14,575	12.31%	12,116,668,100	374,728,100	3.19%
2013	\$ 118,375	\$ 8,375	7.61%	11,741,940,000	297,235,200	2.60%
2012	\$ 110,000	\$ (8,000)	-6.78%	11,444,704,800	(403,366,100)	-3.40%
2011	\$ 118,000	\$ (11,900)	-9.16%	11,848,070,900	(1,064,621,800)	-8.24%
2010	\$ 129,900	\$ (12,528)	-8.80%	12,912,692,700	(481,812,500)	-3.60%
2009	\$ 142,428	\$ (16,572)	-10.42%	13,394,505,200	(770,486,400)	-5.44%
2008	\$ 159,000	\$ (10,000)	-5.92%	14,164,991,600	(209,247,700)	-1.46%
2007	\$ 169,000			14,374,239,300		

Equalized Value TID OUT

Equalized Value Reduced by TID 12/31/2015	\$ 12,116,668,100
** Equalized Value Reduced by TID 12/31/2016	\$ 12,652,208,000
Increase In Equalized Value	\$ <u>535,539,900</u>
Percentage Increase	4.42%

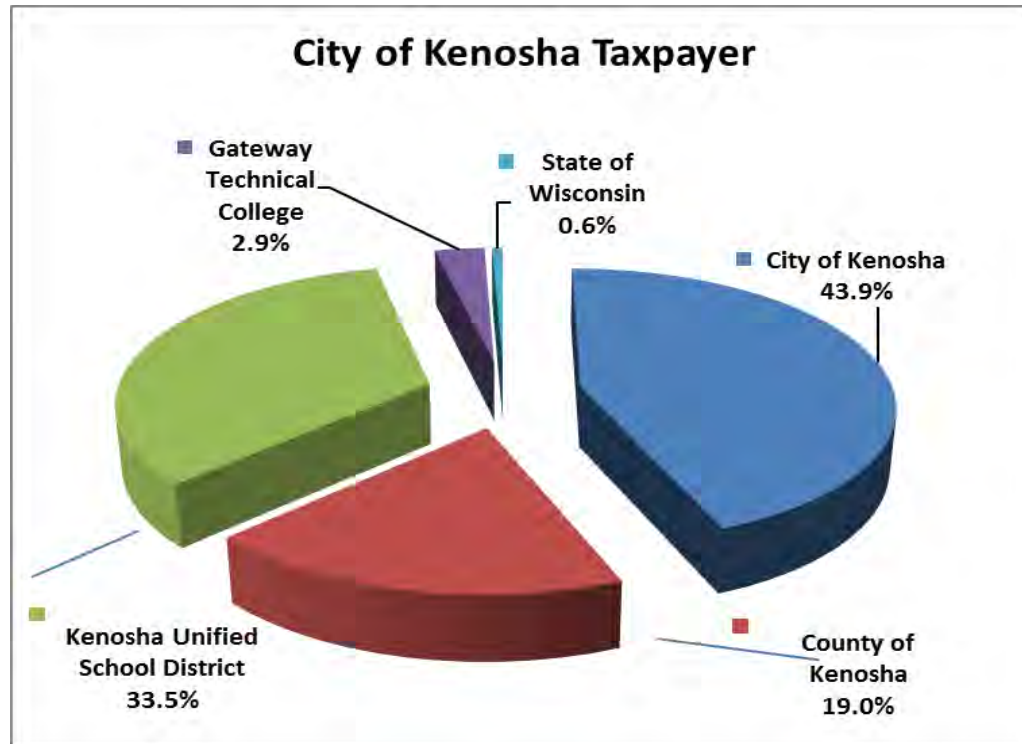
Equalized Value TID IN

Equalized Value TID IN 12/31/2015	\$ 13,180,389,300
** Equalized Value TID IN 12/31/2016	\$ <u>13,921,985,000</u>
Increase In Equalized Value TID	\$ 741,595,700
Percentage Increase	5.63%

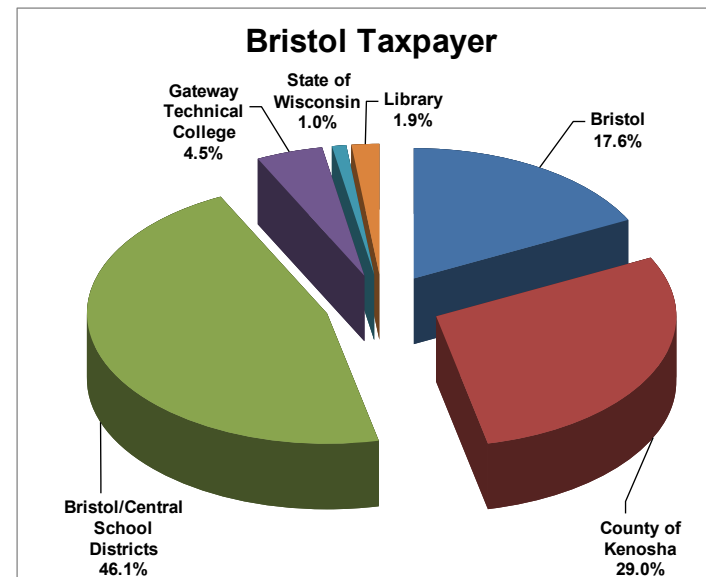
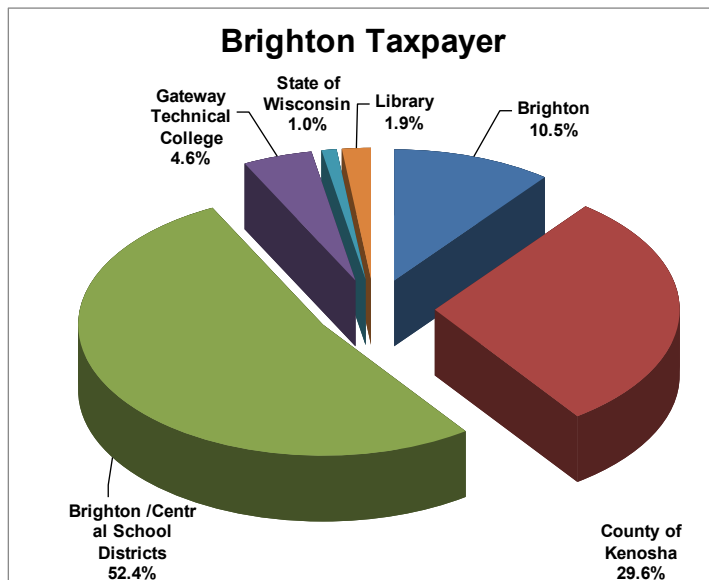
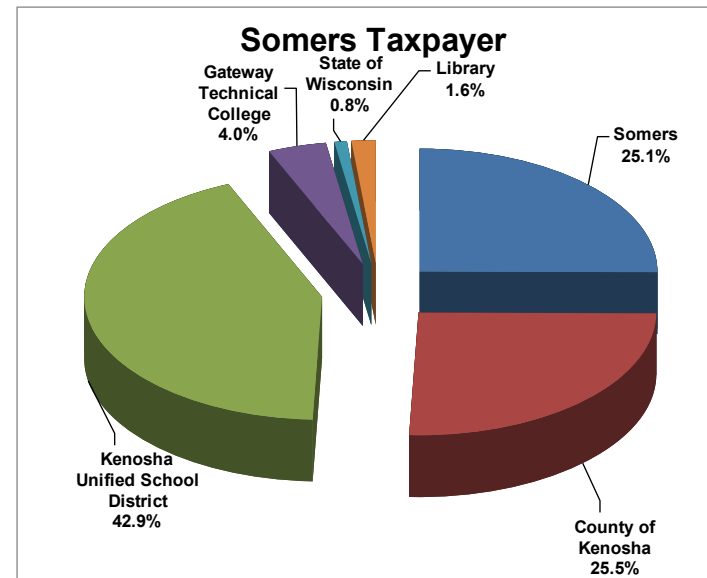
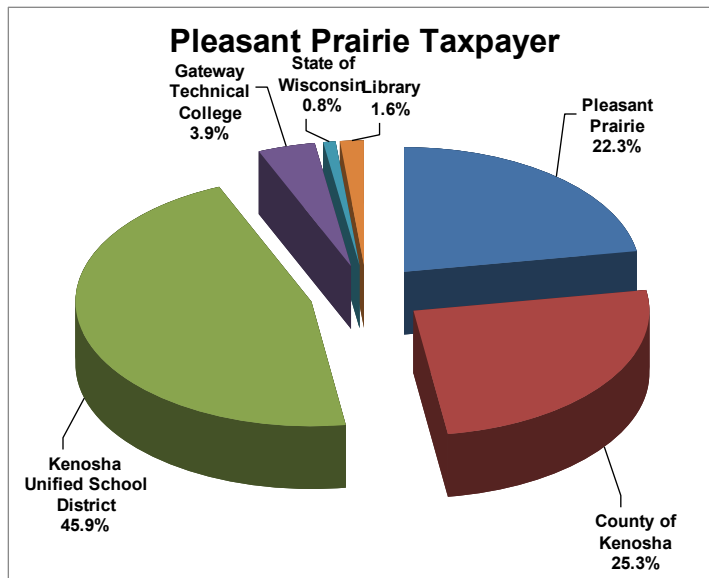
** New Construction 2016	\$ 256,094,400
Percent of EV TID IN	1.94%

* Median price for Kenosha County as of August 2016, (see www.wra.org/HousingStatistics/)

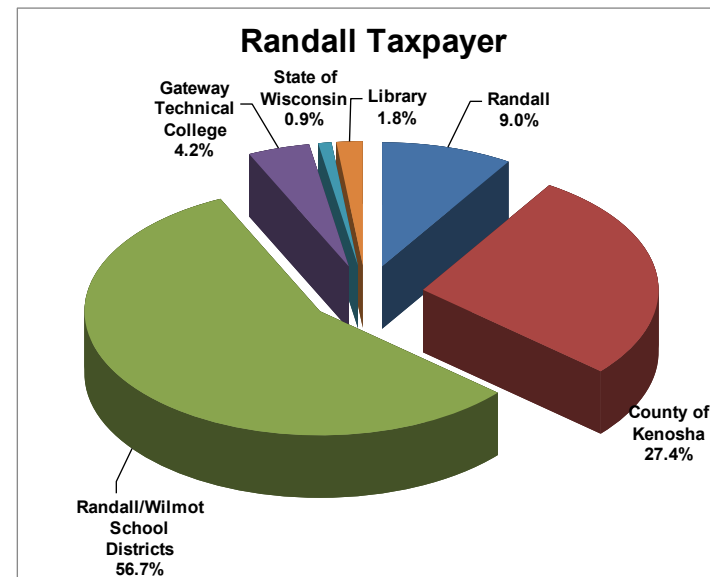
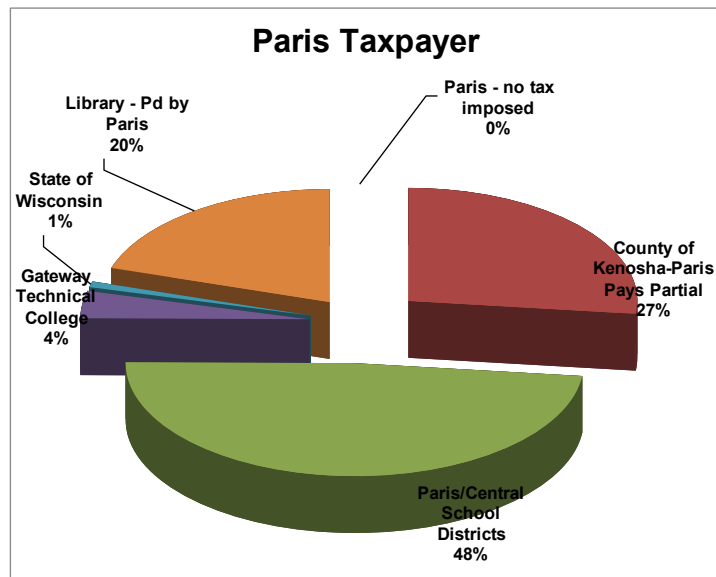
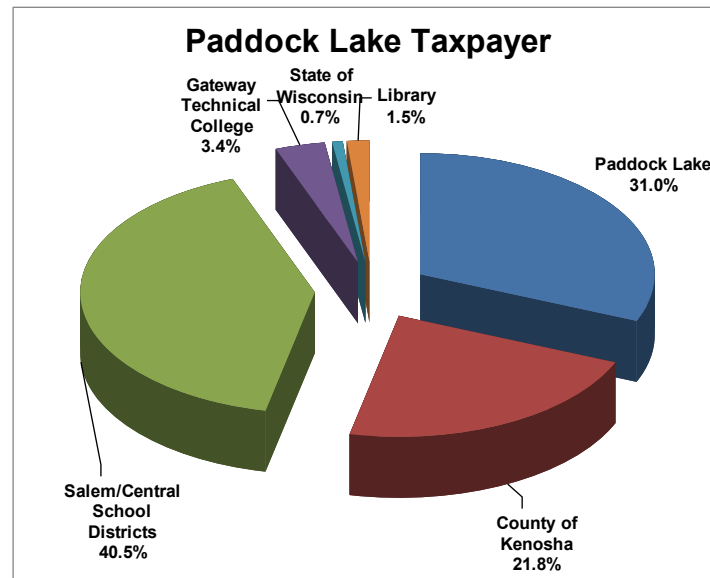
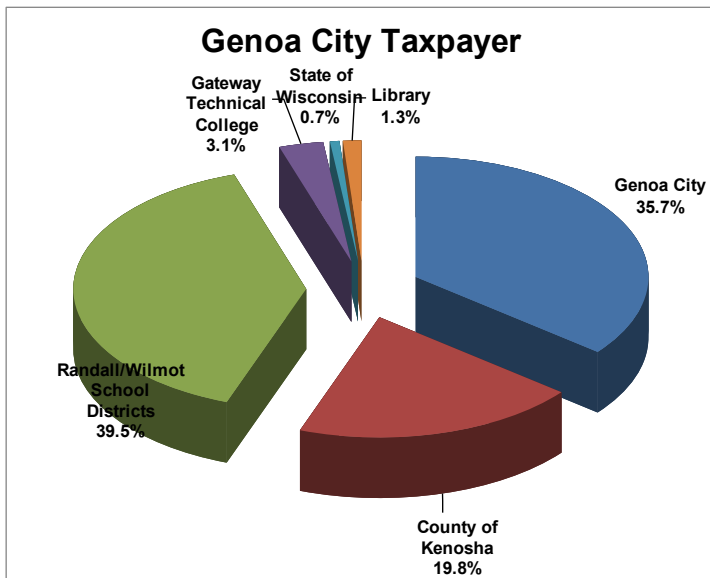
**Source: Wisconsin Department of Revenue, Bureau of Equalization received August 15th for value of property 12/31 of previous year.



Based on 2015 Real Estate Tax Bill payable in 2016
Each municipality represents major school jurisdiction only

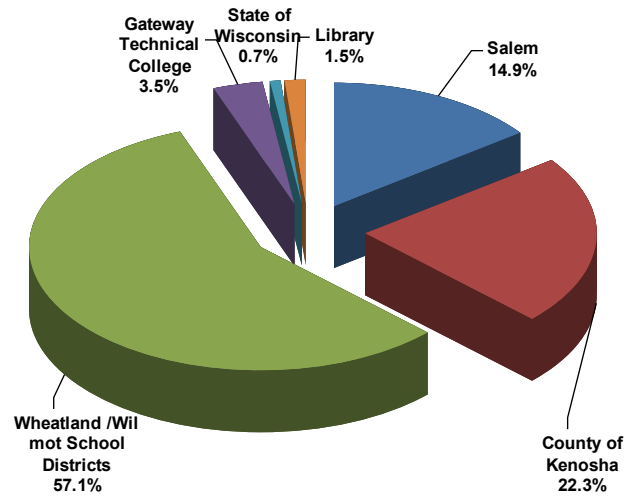


Based on 2015 Real Estate Tax Bill payable in 2016

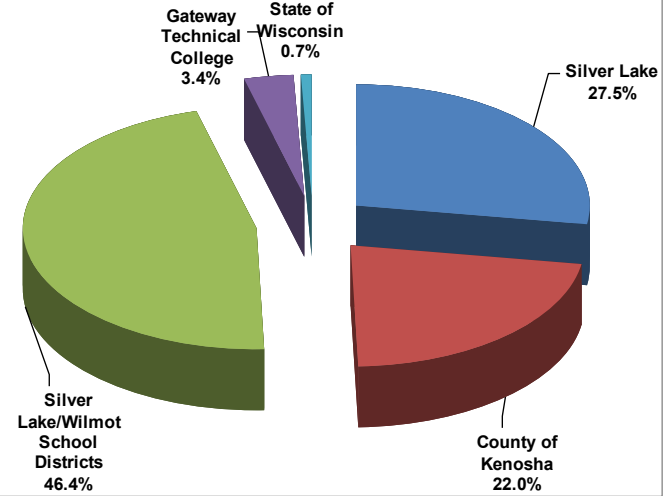


Based on 2015 Real Estate Tax Bill payable in 2016

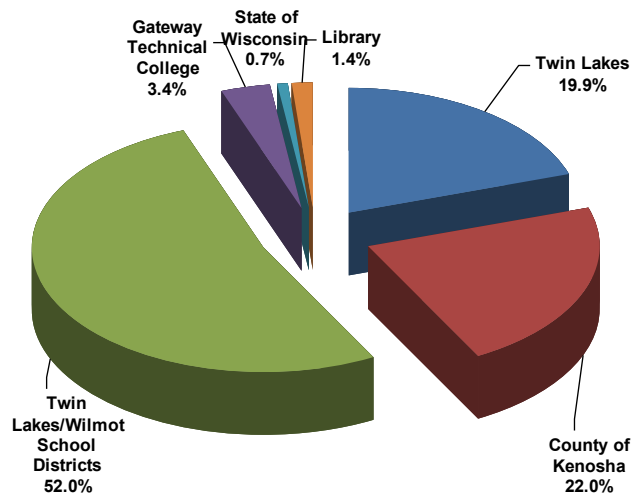
Salem Taxpayer



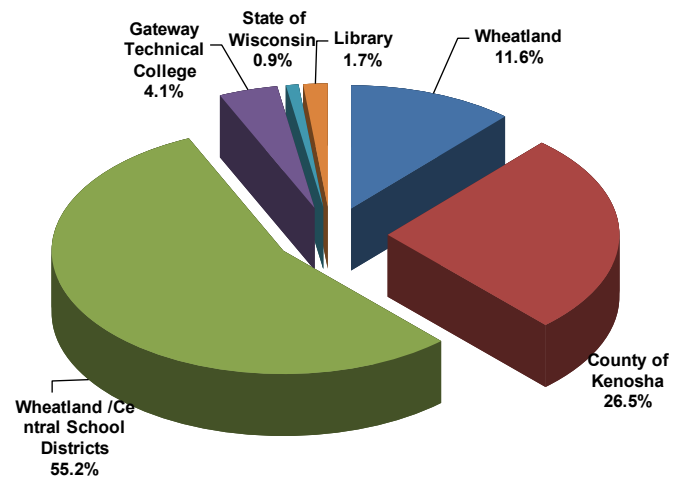
Silver Lake Taxpayer



Twin Lakes Taxpayer



Wheatland Taxpayer



KENOSHA County

2016 County Apportionment

District	Equalized Value Reduced by TID Value Increment	% to Total
Brighton	182,123,200	.014394578
Paris	215,558,800	.017037248
Randall	486,752,000	.038471704
Salem	1,066,606,600	.084302013
Somers	91,475,700	.007230019
Wheatland	303,786,000	.024010513
Town Total	2,346,302,300	.185446074
Bristol	543,270,900	.042938821
Genoa City	324,300	.000025632
Paddock Lake	218,178,000	.017244263
Pleasant Prairie	2,628,316,700	.207735812
Silver Lake	169,524,300	.013398792
Somers	659,308,500	.052110153
Twin Lakes	713,634,200	.056403926
Village Total	4,932,556,900	.389857399
Kenosha	5,373,348,800	.424696527
City Total	5,373,348,800	.424696527
County Total	12,652,208,000	1.000000000

District	TID #	TID Value Increments YEAR	Base Value	Current Value	Increment
T . Salem	001A	2015	29,500	474,300	444,800

KENOSHA County

2016 County Apportionment

District	TID Value Increments			Current Value	Increment
	TID #	YEAR	Base Value		
V . Paddock Lake	001	2012	14,134,000	16,700,500	2,566,500
V . Pleasant Prairie	002	1999	84,130,100	632,577,700	548,447,600
V . Pleasant Prairie	004	2007	166,100	318,100	152,000
V . Somers	001	2015	476,300	14,832,400	14,356,100
V . Somers	002	2015	5,810,800	6,949,400	1,138,600
V . Twin Lakes	001	2007	44,044,400	47,450,400	3,406,000
C . Kenosha	001	1979	2,273,000	65,485,700	63,212,700
C . Kenosha	004	1989	16,173,300	90,699,300	74,526,000
C . Kenosha	005	1994	319,700	89,085,600	88,765,900
C . Kenosha	006	1997	3,716,200	15,380,300	11,664,100
C . Kenosha	007	2002	1,178,600	14,767,700	13,589,100
C . Kenosha	008	2002	245,900	55,233,300	54,987,400
C . Kenosha	009	2003	24,538,700	53,992,600	29,453,900
C . Kenosha	010	2005	12,297,700	12,631,900	334,200
C . Kenosha	011	2006	2,873,300	87,994,900	85,121,600
C . Kenosha	012	2008	2,700	3,700	1,000
C . Kenosha	013	2008	32,000	56,979,100	56,947,100
C . Kenosha	015	2013	291,500	283,900	*
C . Kenosha	016	2013	1,571,900	219,002,500	217,430,600
C . Kenosha	017	2014	50,900	3,282,700	3,231,800
C . Kenosha	018	2015	182,300	0	*

* THIS DISTRICT HAS A ZERO OR NEGATIVE INCREMENT, NO INCREMENT SHOWN

NET NEW CONSTRUCTION 2016

COMUN CODE	MUNICIPALITY	2015 EQUALIZED VALUE	2016 NET NEW CONSTRUCTION	PERCENT
30002	TOWN OF BRIGHTON	169,072,100	4,163,600	2.46%
30006	TOWN OF PARIS	207,989,000	919,500	0.44%
30010	TOWN OF RANDALL	474,360,500	3,702,100	0.78%
30012	TOWN OF SALEM	1,013,588,600	13,531,400	1.33%
30014	TOWN OF SOMERS	719,825,100	103,100	0.01%
30016	TOWN OF WHEATLAND	288,932,200	4,679,800	1.62%
30104	VILLAGE OF BRISTOL	540,778,400	9,624,500	1.78%
30131	VILLAGE OF GENOA CITY *	261,500	0	0.00%
30171	VILLAGE OF PADDOCK LAKE	210,838,800	600,300	0.28%
30174	VILLAGE OF PLEASANT PRAIRIE	2,875,239,800	132,687,400	4.61%
30181	VILLAGE OF SILVER LAKE	160,444,100	1,070,800	0.67%
30182	VILLAGE OF SOMERS	0	27,132,600	0.00%
30186	VILLAGE OF TWIN LAKES	704,296,900	5,624,500	0.80%
30241	CITY OF KENOSHA	5,814,762,300	52,254,800	0.90%
30999	COUNTY OF KENOSHA	13,180,389,300	256,094,400	1.94%

* Split districts are summed at the end of the report

Date: 08/09/2016

WISCONSIN DEPARTMENT OF REVENUE

EQUVAL912WVI
PAGE 980 OF 2332

2016 STATEMENT OF CHANGES IN EQUALIZED VALUES BY CLASS AND ITEM

County 30 Kenosha

COUNTY TOTALS

REAL ESTATE	2015 RE Equalized Value	Removal of Prior Year Compensation	% Change	\$ Amount of Economic Change	% Change	\$ Amount of New Constr Change	% Change	Correction & Compensation	% Change	\$ Amount of All Other Changes	% Change	2016 RE Equalized Value	Total \$ Change in R.E. Value	% Change
Residential														
Land	2,939,235,500	-912,700	0%	101,359,100	3%	2,080,100	0%	-3,448,700	0%	-8,450,200	0%	3,028,863,100	90,627,600	3%
Imp	6,172,176,800	530,200	0%	229,567,300	4%	63,836,400	1%	3,947,400	0%	-9,624,500	0%	6,460,433,600	288,256,800	5%
Total	9,110,412,300	-382,500	0%	330,926,400	4%	65,916,500	1%	498,700	0%	-18,074,700	0%	9,489,296,700	378,884,400	4%
Commercial														
Land	799,846,100	886,000	0%	23,040,500	3%	23,885,800	3%	7,400	0%	-2,457,200	0%	845,208,600	45,362,500	6%
Imp	2,381,337,500	9,649,800	0%	33,389,300	1%	164,502,300	7%	-256,200	0%	-7,837,100	0%	2,580,785,600	199,448,100	8%
Total	3,181,183,600	10,535,800	0%	56,429,800	2%	188,388,100	6%	-248,800	0%	-10,294,300	0%	3,425,994,200	244,810,600	8%
Manufacturing														
Land	92,796,400	0	0%	1,421,900	2%	0	0%	0	0%	739,200	1%	94,957,500	2,161,100	2%
Imp	311,362,400	0	0%	-3,629,500	-1%	4,343,900	1%	0	0%	5,606,400	2%	317,683,200	6,320,800	2%
Total	404,158,800	0	0%	-2,207,600	-1%	4,343,900	1%	0	0%	6,345,600	2%	412,640,700	8,481,900	2%
Agricultural														
Land/Total	18,120,900	8,100	0%	226,200	1%	0	0%	1,000	0%	-74,200	0%	18,282,000	161,100	1%
Undeveloped														
Land/Total	13,339,700	36,500	0%	317,100	2%	0	0%	-2,127,700	-16%	-294,600	-2%	11,271,000	-2,068,700	-16%
Ag Forest														
Land/Total	11,387,700	-1,200	0%	404,200	4%	0	0%	-105,400	-1%	15,900	0%	11,701,200	313,500	3%
Forest														
Land/Total	4,795,300	-102,100	-2%	148,800	3%	0	0%	1,306,000	27%	13,200	0%	6,161,200	1,365,900	28%
Other														
Land	36,818,000	-142,000	0%	10,000	0%	0	0%	-678,000	-2%	-134,000	0%	35,874,000	-944,000	-3%
Imp	64,650,200	9,900	0%	2,276,400	4%	1,481,300	2%	-479,000	-1%	-2,297,600	-4%	65,641,200	991,000	2%
Total	101,468,200	-132,100	0%	2,286,400	2%	1,481,300	1%	-1,157,000	-1%	-2,431,600	-2%	101,515,200	47,000	0%
Total Real Estate														
Land	3,915,339,600	-227,400	0%	128,927,800	3%	25,965,900	1%	-5,045,400	0%	-10,641,900	0%	4,052,318,600	136,979,000	3%
Imp	8,929,526,900	10,189,900	0%	261,603,500	3%	234,163,900	3%	3,212,200	0%	-14,152,800	0%	9,424,543,600	495,016,700	6%
Total	12,844,866,500	9,962,500	0%	388,531,300	3%	260,129,800	2%	-1,833,200	0%	-24,794,700	0%	13,476,862,200	631,995,700	5%
PERSONAL PROPERTY														
Non-Mfg Personal Property														
	2015		% Change	2016		2015		2016		2015		2016		% Change
Watercraft	51,700		16%	60,100		192,400		0		244,100		60,100		-184,000
Machinery Tools & Patterns	135,231,800		61%	217,141,500		17,353,500		18,399,300		152,585,300		235,540,800		82,955,500
Furniture Fixtures & Equip	110,948,300		4%	115,386,700		14,346,500		15,484,500		125,294,800		130,871,200		5,576,400
All Other	48,480,100		46%	70,769,500		8,789,800		8,573,000		57,269,900		79,342,500		22,072,600
Prior Year Compensation	223,900			-662,100		-95,200		-29,700		128,700		-691,800		-820,500
Total Personal Property	294,935,800		37%	402,695,700		40,587,000		42,427,100		335,522,800		445,122,800		109,600,000
TOTAL EQUALIZED VALUE														
Real Estate & Personal Property	13,180,389,300											13,921,985,000		741,595,700
														6%



KENOSHA COUNTY, WISCONSIN 2017 BUDGET SUMMARY

DESCRIPTION	2015 ACTUAL	2016 ADOPTED BUDGET	2016 BUDGET ADOPTED & MODIFIED 6/30	2016 ACTUAL AS OF 6/30	2016 PROJECTED AT 12/31	2017 EXECUTIVE PROPOSED BUDGET
REVENUE SUMMARY:						
All Other Taxes	\$1,240,970	\$1,118,000	\$1,118,000	\$481,739	\$1,024,341	\$1,019,000
Sales Tax	\$13,983,359	\$12,725,000	\$12,725,000	\$4,120,820	\$13,667,733	\$13,650,000
Property Tax	\$60,585,141	\$62,087,146	\$62,087,146	\$62,079,863	\$389,895	\$63,869,047
Borrowed Funds	\$33,860,000	\$13,355,000	\$13,355,000	\$0	\$13,288,433	\$18,995,000
Intergovernmental Revenue	\$85,334,590	\$85,197,810	\$88,168,281	\$29,866,276	\$86,940,770	\$88,913,226
Fines/Forfeitures/Penalties	\$923,435	\$965,389	\$965,389	\$610,783	\$1,056,434	\$897,689
Charges for Service	\$37,299,957	\$35,630,337	\$35,815,445	\$17,587,422	\$35,575,701	\$38,288,508
Interest Revenue	\$1,498,356	\$1,655,222	\$1,655,222	\$695,758	\$1,607,080	\$1,803,968
Miscellaneous Revenue	\$629,040	\$229,877	\$239,563	\$85,547	\$254,738	\$241,158
Other Financing Sources/Uses	\$9,906,102	\$200,000	\$277,174	\$0	\$191,314	\$0
Licenses and Permits	\$808,544	\$799,881	\$814,468	\$537,512	\$804,623	\$867,122
Reserves/Carryovers	\$0	\$2,755,051	\$28,878,024	\$0	\$22,338,199	\$2,997,106

TOTAL REVENUE, BONDED DEBT,

& PRIOR YEARS FUND BALANCES

	\$246,069,494	\$216,718,713	\$246,098,712	\$116,065,718	\$177,139,260	\$231,541,824
--	----------------------	----------------------	----------------------	----------------------	----------------------	----------------------

EXPENDITURE SUMMARY:

1000 series

Personnel Services	1000	\$84,288,551	\$84,168,887	\$84,293,598	\$41,659,420	\$84,869,931	\$86,788,955
Contractual Services	2000	\$19,797,959	\$21,123,847	\$22,274,857	\$10,392,361	\$21,458,893	\$21,677,038
Materials and Supplies	3000	\$7,540,675	\$8,534,850	\$8,639,284	\$3,864,780	\$8,483,329	\$8,449,817
Fixed Charges	5000	\$3,113,420	\$3,229,886	\$3,229,886	\$1,979,705	\$3,220,817	\$3,157,497
Debt Service	6000	\$36,626,765	\$16,035,463	\$16,035,463	\$9,852,284	\$16,035,813	\$16,322,832
Grants and Contributions	7000	\$68,359,658	\$68,770,790	\$69,210,275	\$34,139,323	\$69,652,520	\$73,969,581
Capital Outlay	8000	\$15,369,398	\$16,207,239	\$43,819,510	\$5,782,698	\$35,525,002	\$23,251,615
Miscellaneous	9000	\$7,598,782	(\$1,352,249)	(\$1,352,249)	(\$952,691)	(\$1,973,463)	(\$2,075,511)

TOTAL EXPENDITURES

	\$242,695,208	\$216,718,713	\$246,150,624	\$106,717,879	\$237,272,842	\$231,541,824
--	----------------------	----------------------	----------------------	----------------------	----------------------	----------------------

TAX LEVY COMPARISON

	2016	2017	Change	% Inc (Dec)
GENERAL PURPOSE COUNTY LEVY	\$62,087,146	\$63,869,047	\$1,781,901	2.87%
COUNTY EQUALIZED VALUE (TID OUT)	\$12,116,668,100	\$12,652,208,000	\$535,539,900	4.42%
COUNTY RATE PER \$1000 OF EQUALIZED VALUATION	\$5.12	\$5.05	(\$0.08)	-1.48%

COMPARISON OF EXPENDITURES

	2016	2017	Change	% Inc (Dec)
TOTAL EXPENDITURES	\$216,718,713	\$231,541,824	\$14,823,111	6.84%
LESS: INTERNAL SERVICE FUNDS	(\$24,544,188)	(\$25,445,630)	(\$901,442)	3.67%
TOTAL EXPENDITURES	\$192,174,525	\$206,096,194	\$13,921,669	7.24%
LESS: CAPITAL EXPENDITURES	(\$16,207,239)	(\$22,618,969)	(\$6,411,730)	39.56%
OPERATING & DEBT SERVICE EXPENDITURES	\$175,967,286	\$183,477,225	\$7,509,939	4.27%
HOME VALUE	\$97,746	\$100,000	\$2,254.00	2.306%
TAXES ON HOME	\$500.86	\$504.81	\$3.94	0.787%

NOTE: ALL AMOUNTS ROUNDED TO NEAREST DOLLAR OR CENT.

Combined County and Library Budgets

DESCRIPTION	1000 SERIES	GENERAL PURPOSE PROPOSED BUDGET	LIBRARY PROPOSED BUDGET	TOTAL ADOPTED BUDGET
OTHER REVENUE\FUNDING		\$132,030,671	\$501,596	\$132,532,267
SALES TAX		\$13,650,000		\$13,650,000
TAX LEVY		\$63,869,047	\$1,476,869	\$65,345,916
BORROWED FUNDS		\$18,995,000		\$18,995,000
PRIOR YEARS RESERVES\CARRYOVERS		\$2,997,106		\$2,997,106
TOTAL REVENUE, BONDING, & FUND BALANCES		\$231,541,824	\$1,978,465	\$233,520,289
EXPENDITURE SUMMARY:				
PERSONNEL SERVICES	1000	\$86,788,955		\$86,788,955
CONTRACTUAL SERVICES	2000	\$21,677,038	\$275,600	\$21,952,638
MATERIALS & SUPPLIES	3000	\$8,449,817	\$1,702,865	\$10,152,682
FIXED CHARGES	5000	\$3,157,497		\$3,157,497
DEBT SERVICE	6000	\$16,322,832		\$16,322,832
GRANTS AND CONTRIBUTIONS	7000	\$73,969,581		\$73,969,581
CAPITAL OUTLAY	8000	\$23,251,615		\$23,251,615
MISCELLANEOUS	9000	(\$2,075,511)		(\$2,075,511)
TOTAL EXPENDITURES		\$231,541,824	\$1,978,465	\$233,520,289

Tax Levy Total:	2016	2017	Change	%
County general purpose levy	\$62,087,146	\$63,869,047	\$1,781,901	2.87%
Kenosha County Library System	<u>\$1,435,645</u>	<u>\$1,476,869</u>	<u>\$41,224</u>	2.87%
Grand total all County Tax levies	\$63,522,791	\$65,345,916	\$1,823,125	2.87%

Calculation of 2017 Library Levy						
District	Equalized Value	2017 Tax Levy	Mill Rate	2016 Tax Levy	change	% change
Brighton	\$182,123,200	\$59,354	\$0.32590	\$55,576	\$3,778	6.80%
Bristol	\$543,270,900	\$177,051	\$0.32590	\$177,760	(\$709)	-0.40%
Genoa City	\$324,300	\$106	\$0.32590	\$86	\$20	22.95%
Paris	\$215,558,800	\$70,250	\$0.32590	\$68,368	\$1,882	2.75%
Pleasant Prairie	\$2,628,316,700	\$856,564	\$0.32590	\$802,264	\$54,300	6.77%
Somers	\$659,308,500	\$214,867	\$0.32590	\$236,615	(\$21,748)	-9.19%
Wheatland	\$303,786,000	\$99,003	\$0.32590	\$94,975	\$4,028	4.24%

Average Home Analysis

ANALYSIS OF EFFECT OF COUNTY TAX ON THE AVERAGE HOME.
THE EQUALIZED VALUE OF AN AVERAGE HOME COUNTY-WIDE IS:
AVERAGE HOME COUNTY-WIDE IS:

\$151,574

All calculations are based on equalized value.

2010 values	2016 values	2017 values	2016 levy	2017 levy	total levy increase (decrease)	% levy increase (decrease)
\$100,000 home	\$78,727	\$80,542	\$403.40	\$406.58	\$3.18	0.788%
\$188,192 avg home	\$148,157	\$151,574	\$759.17	\$765.15	\$5.98	0.788%
\$200,000 home	\$157,452	\$161,084	\$806.80	\$813.16	\$6.36	0.788%

Analysis of Equalized value, all figures expressed with Tax Increments out.

2016 Equalized	\$ 12,116,668,100
2017 Equalized	\$ 12,652,208,000
Total increase in equalized value	\$ 535,539,900
Net New construction per DOR	\$ 256,094,400
% increase from new construction	2.1136%
% increase in total equalized value	4.4199%
Increase (decrease) from inflation/other	\$ 279,445,500
% increase excluding new construction	2.306%

Total Levy Change:

2016 Levy	\$63,522,791
less library	\$1,435,645
general purpose levy	\$62,087,146
2017 Levy	\$65,345,916
less library	\$1,476,869
general purpose levy	\$63,869,047
levy increase	\$1,781,901
% increase	2.8700%

Departmental Summary

Kenosha County

Executive		2015 Budget	2016 Budget	2017 Budget	Law Enforcement		2015 Budget	2016 Budget	2017 Budget
County Executive	Levy	444,839	469,465	476,793	Circuit Court	Levy	2,071,044	2,057,600	2,253,428
	Revenue					Revenue	2,371,005	2,550,494	2,469,987
	Reserves	50,000	75,000	130,000		Reserves			
	Carryover	50,000	25,000	25,000		Carryover			
	Expense	544,839	569,465	631,793		Expense	4,442,049	4,608,094	4,723,415
Corporation Counsel	Levy	770,254	742,522	733,549	District Attorney	Levy	1,334,441	1,360,312	1,483,775
	Revenue	300	500	700		Revenue	427,354	461,905	469,217
	Expense	770,554	743,022	734,249		Expense	1,761,795	1,822,217	1,952,992
Personnel	Levy	750,525	156,415	185,864	Joint Services	Levy	4,240,377	4,229,269	4,315,096
	Revenue					Revenue			
	Expense	750,525	156,415	185,864		Bonding	1,000,000	635,000	-
Civil Service Commission	Levy	26,233	21,233	26,733	Juvenile Intake	Expense	5,240,377	4,864,269	4,315,096
	Revenue					Levy	746,273	716,389	747,789
	Expense	26,233	21,233	26,733		Revenue	88,750	85,099	82,190
University Extension	Levy	272,902	273,379	269,916	Sheriff	Expense	835,023	801,488	829,979
	Revenue	64,015	89,015	89,015		Levy	25,898,316	26,428,095	27,669,116
	Expense	336,917	362,394	358,931		Revenue	8,745,688	8,765,077	8,897,917
Information Technology	Levy	3,064,161	3,382,602	3,610,098		Bonding	556,161	727,300	674,000
	Revenue	258,138	269,228	262,984		Reserves			
	Bonding	2,036,145	2,500,000	3,273,910		Carryover			
	Reserves	110,000	100,000	100,000		Expense	35,200,165	35,920,472	37,241,033
	Expense	5,468,444	6,251,830	7,246,992					
Land Information	Levy	373,797	425,969	464,757					
	Revenue	142,151	107,737	200,314					
	Bonding	64,875		36,000					
	Carryover	63,574		25,000					
	Expense	644,397	533,706	726,071					
Total: Exec/Legislative	Total Levy	5,702,711	5,471,585	5,767,710	Total: Law Enforcement	Total Levy	34,290,451	34,791,665	36,469,204
	Total Revenue	464,604	466,480	553,013		Total Revenue	11,632,797	11,862,575	11,919,311
	Total Bonding	2,101,020	2,500,000	3,309,910		Total Bonding	1,556,161	1,362,300	674,000
	Total Reserves	160,000	175,000	230,000		Total Reserves	0	0	-
	Total Carryover	113,574	25,000	50,000		Total Carryover	0	0	-
	Total Expense	8,541,909	8,638,065	9,910,633		Total Expense	47,479,409	48,016,540	49,062,515

Departmental Summary

Kenosha County

Public Works		2015 Budget	2016 Budget	2017 Budget	Public Works		2015 Budget	2016 Budget	2017 Budget
Capital Projects	Levy				KCC Administrative Svs	Levy	-		
	Revenue	-				Revenue			
	Bonding	2,125,000	1,000,000	5,300,000		Bonding			
	Reserves	125,000				Reserves			
	Expense	2,250,000	1,000,000	5,300,000		Expense	-		
Facilities	Levy	2,810,307	2,830,872	2,983,535	Planning & Development	Levy	487,755	453,787	493,731
	Revenue	23,000	26,000	74,000		Revenue	284,000	310,000	380,000
	Bonding	995,000	2,085,500	1,970,000		Bonding			
	Reserves	550,000	-	-		Reserves			
	Carryover					Carryover	88,000	85,000	-
	Expense	4,378,307	4,942,372	5,027,535		Expense	859,755	848,787	873,731
Highway	Levy	1,963,317	1,803,553	1,720,781	Tree Planting Program	Levy			
	Revenue	8,503,705	7,762,848	10,597,201		Revenue	16,400	16,400	16,400
	Bonding	4,629,999	3,758,360	6,534,990		Bonding			
	Reserves	190,000	141,000			Reserves			
	Expense	15,287,021	13,465,761	18,852,972		Expense	16,400	16,400	16,400
Parks	Levy	1,727,442	1,818,019	1,790,603	Human Services Bldg.	Levy			
	Revenue	784,225	622,225	267,600		Revenue			
	Bonding	284,100	617,500	296,200		Bonding	58,500	109,500	121,000
	Carryover	23,830				Carryover			
	Expense	2,819,597	3,057,744	2,354,403		Expense	58,500	109,500	121,000
Golf	Levy		-	-	Total: Public Works	Total Levy	7,484,506	7,435,058	7,512,736
	Revenue	3,016,995	2,740,907	2,878,964		Total Revenue	13,737,353	12,444,672	15,208,023
	Bonding	331,620	1,328,240	160,000		Total Bonding	8,560,819	9,187,700	14,715,090
	Reserves			280,000		Total Reserves	865,000	141,000	280,000
	Carryover					Total Carryover	111,830	85,000	-
	Expense	3,348,615	4,069,147	3,318,964					
Safety Building	Levy	495,685	528,827	524,086					
	Revenue	1,109,028	966,292	993,858					
	Bonding	136,600	288,600	332,900					
	Expense	1,741,313	1,783,719	1,850,844					

Departmental Summary

Kenosha County

Human Services		2015 Budget	2016 Budget	2017 Budget	Human Services		2015 Budget	2016 Budget	2017 Budget
Brookside	Levy	(641,339)	(500,000)	(500,000)	Workforce Development	Levy	1,052,889	1,075,109	1,191,302
	Revenue	16,695,568	17,118,482	16,082,634		Revenue	15,333,054	14,743,365	14,813,559
	Bonding	18,200,000	-	46,000		Bonding			
	Reserves		2,124,604	1,607,076		Reserves			
	Carryover					Carryover			
	Expense	34,254,229	18,743,086	17,235,710		Expense	16,385,943	15,818,474	16,004,861
Health Services	Levy	730,333	832,703	916,390	Internal Service Fund	Levy	-	-	-
	Revenue	7,313,049	7,473,030	7,682,230		Revenue			
	Bonding		55,000	-		Bonding			
	Expense	8,043,382	8,360,733	8,598,620		Expense	-	-	-
Central Services	Levy	194,005	215,105	216,005	Aging & Disability Services	Levy	3,491,118	3,845,930	4,302,829
	Revenue	319,800	325,830	301,685		Revenue	11,746,534	13,263,547	13,377,110
	Bonding	27,000				Bonding			
	Reserves					Reserves	40,000	40,000	34,100
	Carryover					Carryover			
	Expense	540,805	540,935	517,690		Expense	15,277,652	17,149,477	17,714,039
Medical Examiner	Levy	498,584	512,029	610,461	Veterans Services	Levy	266,703	281,188	303,499
	Revenue	321,885	304,630	260,510		Revenue	13,000	13,000	13,000
	Bonding					Bonding			
	Reserves					Reserves			
	Carryover					Carryover			
	Expense	820,469	816,659	870,971		Expense	279,703	294,188	316,499
Office of the Director	Levy	476,028	474,036	539,067	Total: Human Services				
	Revenue	630,339	685,043	707,760					
	Expense	1,106,367	1,159,079	1,246,827					
Children & Family Services	Levy	6,889,029	6,996,918	6,973,371	Total Levy	12,957,350	13,733,018	14,552,924	
	Revenue	14,000,551	15,560,819	17,489,539	Total Revenue	66,373,780	69,487,746	70,728,027	
	Bonding				Total Bonding	18,227,000	55,000	46,000	
	Reserves				Total Reserves	40,000	2,164,604	1,641,176	
	Carryover				Total Carryover	0	0	-	
	Expense	20,889,580	22,557,737	24,462,910	Total Expense	97,598,130	85,440,368	86,968,127	

Departmental Summary

Kenosha County

Finance & Administration		2015 Budget	2016 Budget	2017 Budget	Elected Offices/Legislature		2015 Budget	2016 Budget	2017 Budget
Finance	Levy	1,658,005	1,767,562	1,768,097	County Clerk	Levy	282,675	312,611	276,527
	Revenue					Revenue	65,700	77,300	88,800
	Reserves	100,000	100,000	-		Reserves			
	Expense	1,758,005	1,867,562	1,768,097		Expense	348,375	389,911	365,327
Purchasing	Levy	250,995	273,688	371,794	Elected Services	Levy	120,765	119,550	140,590
	Revenue		38,000	54,524		Revenue			
	Reserves	30,000				Reserves			
	Carryover					Carryover			
Administrative Services	Expense	280,995	311,688	426,318	Register of Deeds	Expense	120,765	119,550	140,590
	Levy	117,025	119,025	103,470		Levy	(489,998)	(613,229)	(600,913)
	Revenue					Revenue	940,000	1,070,000	1,070,000
	Carryover					Carryover			
Economic Development	Expense	117,025	119,025	103,470	Treasurer	Expense	450,002	456,771	469,087
	Levy	125,000	125,000	150,000		Levy	(1,694,061)	(1,660,442)	(1,485,573)
	Revenue	-				Revenue	2,103,525	2,105,000	1,906,000
	Bonding		250,000	250,000		Bonding			
	Reserves				County Board	Expense	409,464	444,558	420,427
	Carryover					Levy	247,905	249,742	251,014
	Expense	125,000	375,000	400,000		Revenue			
						Bonding			
Total: Finance & Administration					Total: Elected Offices	Carryover			
	Total Levy	2,151,025	2,285,275	2,393,361		Expense	247,905	249,742	251,014
	Total Revenue	0	38,000	54,524		Total Levy	(1,532,714)	(1,591,768)	(1,418,355)
	Total Bonding	-	250,000	250,000		Total Revenue	3,109,225	3,252,300	3,064,800
	Total Reserves	130,000	100,000	0		Total Bonding	0	0	-
	Total Carryover	0	0	0		Total Reserves	0	0	-
	Total Expense	2,281,025	2,673,275	2,697,885		Total Carryover	0	0	-
						Total Expense	1,576,511	1,660,532	1,646,445

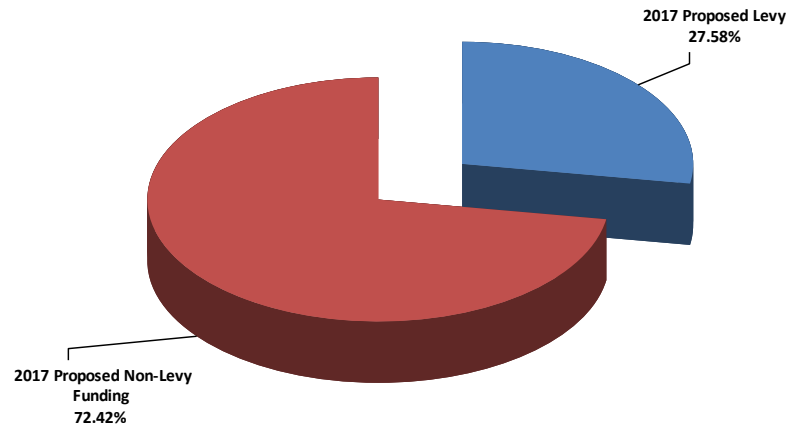
Miscellaneous		2015 Budget	2016 Budget	2017 Budget
Board of Adjustment	Levy	8,190	8,190	8,190
	Revenue			
	Carryover	19,340	19,340	20,000
	Expense	27,530	27,530	28,190
Debt Service	Levy	14,018,098	14,726,376	14,405,766
	Revenue	314,658	633,918	497,600
	Reserves			193,611
	Carryover	282,768	45,107	582,319
	Expense	14,615,524	15,405,401	15,679,296
Internal Service	Levy	1,972,654	2,084,289	2,286,254
	Revenue	22,322,434	23,060,637	25,445,630
	Expense	24,295,088	25,144,926	27,731,884
Non-Departmental	Levy	(16,478,855)	(16,856,541)	(18,108,743)
	Revenue	16,228,384	17,275,187	18,209,743
	Expense	(250,471)	418,646	101,000
Library System	Levy	1,396,036	1,435,645	1,476,869
	Revenue	481,283	505,783	501,596
	Expense	1,877,319	1,941,428	1,978,465
Total: Miscellaneous	Total Levy	916,123	1,397,959	68,336
	Total Revenue	39,346,759	41,475,525	44,654,569
	Total Bonding	-	-	-
	Total Reserves	-	-	193,611
	Total Carryover	302,108	64,447	602,319
	Total Expense	40,564,990	42,937,931	45,518,835
TOTAL COUNTY	Levy	61,969,452	63,522,792	65,345,916
	Revenue	134,664,518	139,027,298	146,182,268
	Bonding	30,445,000	13,355,000	18,995,000
	Reserves	1,195,000	2,580,604	2,344,787
	Carryover	527,512	174,447	652,319
	Expense	228,801,482	218,660,141	233,520,289

SUMMARY OF PERSONNEL APPROPRIATION

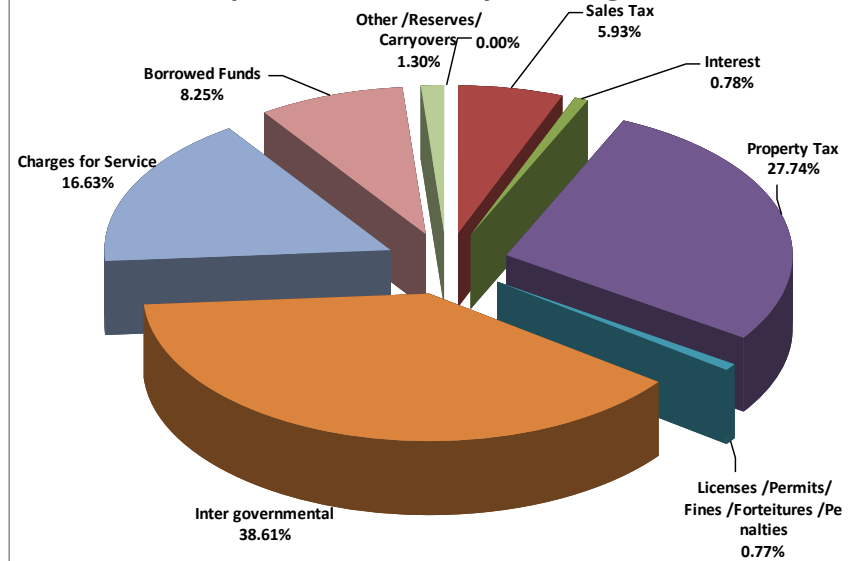
DESCRIPTION	2016 ADOPTED BUDGET	2017 PROPOSED BUDGET	INCREASE/ DECREASE	PERCENTAGE INC/(DEC)
SALARIES, OVERTIME, TEMPORARY, ETC.	\$56,513,338	\$57,279,400	\$766,062	1.36%
FICA	\$4,301,147	\$4,384,735	\$83,588	1.94%
RETIREMENT	\$4,364,127	\$4,612,766	\$248,639	5.70%
HEALTH INSURANCE	\$17,926,773	\$19,343,803	\$1,417,030	7.90%
LIFE INSURANCE	\$136,957	\$133,405	(\$3,552)	-2.59%
WORKERS COMPENSATION	\$1,301,007	\$1,401,008	\$100,001	7.69%
UNEMPLOYMENT COMPENSATION	\$234,338	\$232,838	(\$1,500)	-0.64%
EMPLOYEE TESTING/EXAMINATIONS	\$41,200	\$51,000	\$9,800	23.79%
EMPLOYEE RECRUITMENT	\$30,000	\$30,000	\$0	0.00%
TUITION REIMBURSEMENT	\$20,000	\$20,000	\$0	0.00%
VACANCY ADJUSTMENT/DEFUNDING	(\$700,000)	(\$700,000)	\$0	0.00%
TOTAL PERSONNEL APPROPRIATION	\$84,168,887	\$86,788,955	\$2,620,068	3.11%

2017 Budget Graphs

2017 Proposed Revenue

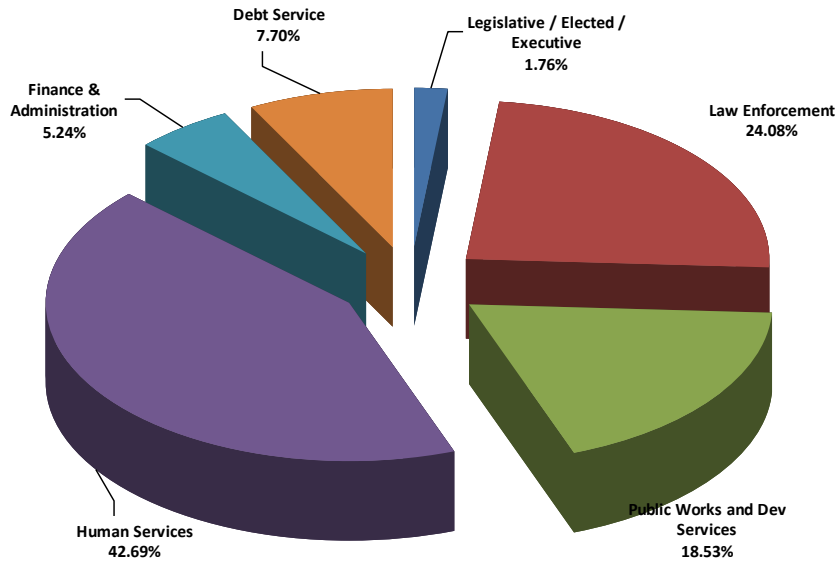


2017 Proposed Revenue by Funding Source

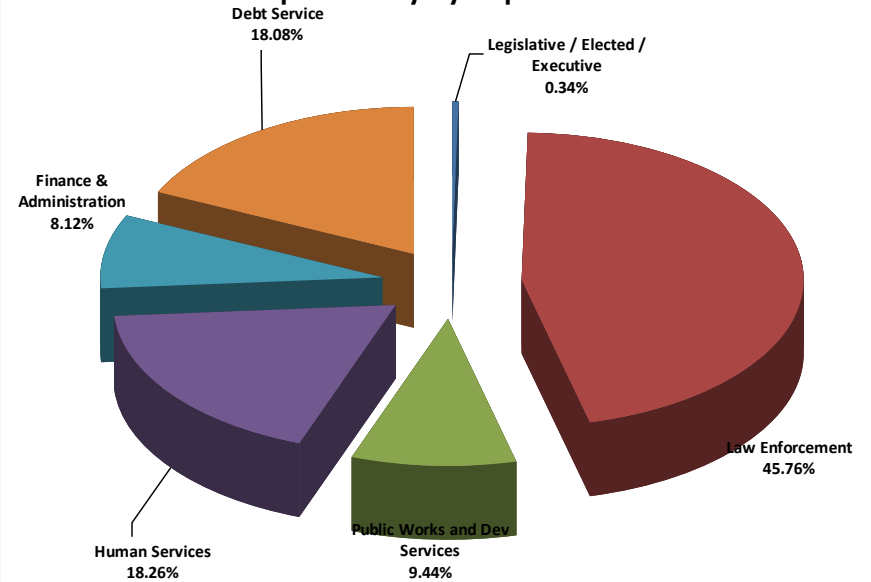


2017 Budget Graphs

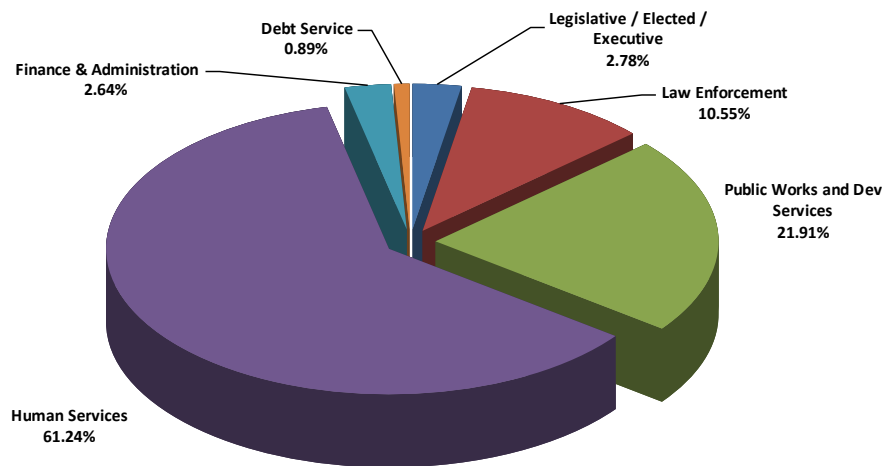
2017 Proposed Expenditures By Department



2017 Proposed Levy By Department



2017 Proposed Non-Levy Funding By Department



SUMMARY OF BUDGETED PERSONNEL CHANGES

POSITIONS: ELIMINATED

DEPARTMENT	POSITION TITLE	Range	FTE Eliminated	Total Cost of Position	Position Revenue	Levy
Human Services - Health	LEAD Grant Risk Coordinator	E1	1.00	\$ 88,486	\$ 88,486	\$ -
Human Services - Health	Public Health Nurse	NE11	1.43	\$ 123,378	\$ 123,378	\$ -
Human Services - Health	Health Services Coordinator	E2	0.07	\$ 6,577	\$ 6,577	\$ -
Human Services - Brookside	Dietary Manager	E5	1.00	\$ 102,164	\$ 102,164	\$ -
Human Services - Brookside	Dietician	E3	0.80	\$ 66,355	\$ 66,355	\$ -
DPW&PD - Highway	Assistant Director	E9	1.00	\$ 132,096	\$ -	\$ 132,096
DPW&PD - Parks	Assistant Director	E9	1.00	\$ 101,625	\$ -	\$ 101,625
			6.30	\$ 620,681	\$ 386,960	\$ 233,721

POSITIONS: ADDED

DEPARTMENT	POSITION TITLE	Range	FTE Added	Total Cost of Position	Position Revenue	Levy
Finance and Administration - Purchasing	Assistant Director	E9	1.00	\$ 107,057	\$ -	\$ 107,057
Finance and Administration - Finance	Director of Finance	E14	1.00	\$ 132,419	\$ -	\$ 132,419
Sheriff	Sergeants	NR-F	1.08	\$ 121,803	\$ -	\$ 121,803
District Attorney	Paralegal	NE7	1.00	\$ 70,021	\$ -	\$ 70,021
Human Services - Health	Register Nurse	NE11	0.50	\$ 39,793	\$ 39,793	\$ -
DPW&PD - Facilities	Relief Custodian - Floater	NE5	0.75	\$ 69,873	\$ -	\$ 69,873
DPW&PD - Golf	Golf Clubhouse Manager	E1	1.00	\$ 75,633	\$ 75,633	\$ -
DPW&PD - Highway	Transportation Engineer, SR	E10	1.00	\$ 126,148	\$ -	\$ 126,148
Human Services - Veterans	Administrative Assistant	NE1	0.60	\$ 22,191	\$ -	\$ 22,191
			7.93	\$ 764,938	\$ 115,426	\$ 649,512

POSITIONS: RECLASSIFICATIONS/IN-RANGE SALARY ADJ/POSITION NAME CHANGE

POSITIONS: RECLASSIFICATIONS/IN-RANGE SALARY ADJ/POSITION NAME CHANGE			Current Range	Proposed Range	Number of Positions Reclassed	Total Cost of Position	Position Revenue	Levy
DEPARTMENT	Old Position Title	New Position Title						
Sheriff (2)	Fiscal Services Manager		E6	E6	1.00	\$ 2,757	\$ -	\$ 2,757
Sheriff (2)	Office Manager		E3	E3	1.00	\$ 1,995	\$ -	\$ 1,995
Circuit Court (2)	Fiscal Services Manager		E6	E6	1.00	\$ 2,868	\$ -	\$ 2,868
Human Services - Health (2)	Healthy Families Program Coordinator		E2	E2	1.00	\$ 3,519	\$ 3,519	\$ -
Human Services - Workforce Dev. (1)	Economic Support Supervisor	Economic Support Manager	E5	E7	1.00	\$ 4,006	\$ 4,006	\$ -
Human Services - Brookside (1)	Admissions/Marketing Manager	Admissions/Marketing Manager	E3	E4	1.00	\$ 2,809	\$ 2,809	\$ -
DPW&PD - Golf (1)	Grounds Supervisor	Grounds Supervisor	E4	E5	2.00	\$ 7,520	\$ 7,520	\$ -
DPW&PD - Golf (1)	General Manager	General Manager	E9	E10	1.00	\$ 4,368	\$ 4,368	\$ -
DPW&PD - Golf (1)	Head Golf Professional	Head Golf Professional	E1	E2	1.00	\$ 5,002	\$ 5,002	\$ -
DPW&PD - Golf (2)	Grounds Team Leader		E1	E1	1.00	\$ 3,992	\$ 3,992	\$ -
DPW&PD - Planning & Dev. (1)	Land Use Specialist	Senior Land Use Planner	NE8	E4	1.00	\$ 3,144	\$ -	\$ 3,144
DPW&PD - Highway (1)	Shop Operator		NE6	NE7	1.00	\$ 1,913	\$ -	\$ 1,913
DPW&PD - Highway (1)	Assistant Sign Worker		NE6	NE7	1.00	\$ 837	\$ -	\$ 837
DPW&PD - Highway (1)	Highway Patrol Worker	Highway Patrol Worker	NE4	NE6	52.00	\$ 237,722	\$ 95,000	\$ 142,722
DPW&PD - Highway (1)	Mechanic	Mechanic	NE7	NE8	6.00	\$ 21,721	\$ -	\$ 21,721
(1) Reclassifications					72.00	\$ 304,173	\$ 126,216	\$ 177,957
(2) In-Range Adjustments								
(3) Special Assignment Pay								

Defunded Positions:

Human Services - Assistant to Director - 1.0 FTE - defunded since 2012
Human Services - Brookside - Environmental Svs Support - 1.2 FTE - defunded since 2017 (Temp during Construction)
Human Services - Brookside - Life Enrichment Worker - 1.2 FTE - defunded since 2017
Sheriff - Correctional Officers - 3.0 FTE - defunded since 2013
Sheriff - Direct Supervision Officers - 2.0 FTE - defunded since 2013
Land Information - GIS System Analyst/Coordinator - 1.0 FTE - defunded 2016
Public Works & Development Svs - Patrol Worker/Sign Maker - 2.0 FTE - defunded 2017

SUMMARY OF FUNDED FTE'S 2008-2017
--

DEPARTMENT	2008	2009	2010	2011	2012	2013	2014	2015	2016	2017
Executive										
County Executive	3.00	3.00	3.00	3.75	3.75	3.75	3.75	4.00	4.00	4.00
Corporation Counsel	6.00	6.00	6.00	6.00	6.00	6.00	6.00	6.00	5.70	5.70
Personnel Services/Insurances	5.00	5.00	5.00	5.50	5.60	5.67	5.67	5.00	5.30	5.30
University of Wisconsin Ext. Program	1.00	1.00	1.00	1.00	1.00	1.00	1.00	1.00	1.00	1.00
Executive Total	15.00	15.00	15.00	16.25	16.35	16.42	16.42	16.00	16.00	16.00
Legislative										
County Board	28.00	28.00	28.00	28.00	24.67	23.00	23.00	23.00	23.00	23.00
Legislative Total	28.00	28.00	28.00	28.00	24.67	23.00	23.00	23.00	23.00	23.00
Law Enforcement										
Sheriff	332.25	337.50	336.50	342.25	342.50	342.50	343.50	343.20	346.20	349.28
District Attorney	10.50	11.00	11.50	11.50	11.50	11.50	11.50	12.75	12.75	13.75
Victim Witness	5.00	5.00	5.00	5.00	6.00	6.00	6.00	6.00	6.00	6.00
Circuit Court	40.25	41.50	42.50	42.50	42.50	42.50	42.50	42.50	42.50	42.50
Juvenile Intake	5.00	5.00	5.00	5.00	5.00	5.00	5.00	5.00	5.00	5.00
Juvenile Intake - Hot Line	0.14	0.14	0.14	0.14	0.14	0.14	0.14	0.14	0.14	0.14
Law Enforcement Total	393.14	400.14	400.64	406.39	407.64	407.64	408.64	409.59	412.59	416.67
Department of Public Works & Development Svs										
Facilities	32.00	32.00	32.00	32.80	32.80	32.80	31.00	31.00	30.00	30.75
Golf (split from park in 1996)	10.75	8.50	7.75	5.75	6.50	5.75	5.75	6.00	6.00	7.00
Golf (Part-time)	25.76	28.39	29.44	30.42	29.80	29.50	29.93	29.74	29.50	28.00
Parks	7.75	8.00	7.75	7.75	7.00	5.25	7.25	7.00	7.00	6.00
Parks (Part-time)	12.37	13.83	14.02	13.57	15.59	16.86	16.47	16.22	16.28	16.64
Highway	75.00	75.00	75.00	68.00	68.00	68.00	68.00	69.00	69.00	73.00
Division of Planning and Development	17.00	17.00	17.00	15.00	11.00	11.00	5.00	5.00	5.00	5.00
Public Works & Development Svs Total	180.63	182.72	182.96	173.29	170.69	169.16	163.40	163.96	162.78	166.39
Department of Human Services										
Office of Director	5.00	5.00	5.00	5.00	5.00	8.17	8.00	4.00	4.00	4.00
Central Services	1.00	1.00	1.00	1.00	1.00	0.00	0.00	0.00	0.00	0.00
Aging & Disability Services	12.00	11.50	11.50	11.50	11.50	12.00	12.00	10.00	11.00	11.00
Brookside	154.12	152.53	149.68	152.08	151.79	156.69	157.66	169.74	175.14	173.40
Children & Family Services	51.50	52.50	51.50	52.50	52.50	38.00	38.00	41.00	41.00	42.00
Workforce Development/Child Support	74.00	73.00	74.00	78.00	75.00	74.00	73.00	76.00	76.00	76.00
Health	47.37	45.82	42.79	44.65	42.85	47.20	49.20	57.60	56.71	55.71
Medical Examiner	5.90	5.83	5.83	5.00	5.28	6.15	6.15	8.08	7.35	7.35
Veterans Services	3.00	3.00	3.00	3.00	3.00	3.00	3.00	3.00	3.00	3.60
Human Services Total	353.89	350.18	344.30	352.73	347.92	345.21	347.01	369.42	374.20	373.06

SUMMARY OF FUNDED FTE'S 2008-2017
--

DEPARTMENT	2008	2009	2010	2011	2012	2013	2014	2015	2016	2017
<u>Finance & Administration</u>										
Finance	8.00	8.00	8.00	8.00	8.00	10.50	11.75	21.00	21.00	22.00
Purchasing Services	3.00	3.00	3.00	3.00	3.00	3.00	3.00	3.00	3.25	4.25
Information Technology	20.00	20.00	19.00	19.00	19.00	19.00	17.00	17.00	19.75	20.00
Land Information	4.00	4.00	4.00	3.00	4.00	4.00	5.00	5.00	6.00	6.00
Finance & Administration Total	35.00	35.00	34.00	33.00	34.00	36.50	36.75	46.00	50.00	52.25
<u>Elected Offices</u>										
County Clerk's Office	3.00	3.00	3.00	3.00	3.00	3.00	3.00	3.50	3.50	3.50
Treasurer's Office	4.55	4.55	4.55	4.55	4.55	4.55	4.55	4.55	4.55	4.55
Register of Deed's Office	7.00	7.00	7.00	6.42	6.00	6.00	6.00	6.00	6.00	6.00
Elected Service	1.55	1.55	1.55	1.55	1.55	1.55	1.55	1.55	1.55	1.55
Elected Offices Total	16.10	16.10	16.10	15.52	15.10	15.10	15.10	15.60	15.60	15.60
Grand Total	1021.76	1027.14	1021.00	1025.18	1016.37	1013.03	1010.32	1043.57	1054.17	1062.97

RECONCILIATION OF FTE'S

1054.17

MODIFICATIONS THAT OCCURRED DURING 2016

Sheriff - Adding (2.0) FTE Deputies for Village of Somers in Sept 2016	Policy Res #01	11/12/2015	2.00
Highway - Adding (4.0) FTE Hyw Patrol Workers due to workload increase for State projects (levy neutral)	Policy Res #01	11/12/2015	4.00
Human Services - Children & Family Svs added (1.0) FTE Social Worker in 2016	Policy Res #01	11/12/2015	1.00
Human Services - Health Services added (1.0) FTE Register Nurse in 2016 for Vivitrol Program	Policy Res #01	11/12/2015	1.00
Human Services - Brookside - Increase Nurses by (0.06) FTE during 2016	Policy Res #01	11/12/2015	0.06

TOTAL MODIFICATIONS THAT OCCURRED DURING 2016 8.06

OTHER RECONCILING ITEMS

Public Works - Golf - Decrease in Seasonal Staff hours	-1.50
Public Works - Parks - Increase in Seasonal Staff hours	0.36
Information Technology - Network Technician hired 2016 for (0.75) FTE and for 2017 becomes (1.0) FTE	0.25

TOTAL OTHER RECONCILING ITEMS -0.89

PERSONNEL CHANGES IN 2017 BUDGET

NEW FTE'S INCLUDED IN BUDGET (SEE SUMMARY OF PERSONNEL CHANGES) 7.93

FTE'S ELIMINATED/FROZEN IN BUDGET (SEE SUMMARY OF PERSONNEL CHANGES) -6.30

TOTAL CHANGES IN 2017 BUDGET 1.63

TOTAL BUDGETED FTE'S 2017 BUDGET 1062.97

2016 to 2017 Budgeted FTE Increase 8.80

CAPITAL OUTLAY SUMMARY

Department	Total Capital	Bonding Included in CIP	Carryover/Res. Included in CIP	Revenue Funded Included in CIP	Levy Funded Included in CIP
Law Enforcement - Sheriff	\$674,000	\$674,000			\$0
DPW - Facilities - Courthouse	\$1,970,000	\$1,970,000			\$0
DPW - Facilities - Safety Building	\$332,900	\$332,900			\$0
DPW - Facilities - DHS Building	\$121,000	\$121,000			\$0
DPW - Golf	\$440,000	\$160,000	\$280,000		\$0
DPW - Parks & Recreation	\$371,200	\$296,200		\$75,000	\$0
DPW - Highway - Local Road Improvement Program	\$650,000	\$650,000			\$0
DPW - Highway - Road Engineering/ROW/Construction	\$8,194,691	\$5,100,490		\$3,094,201	\$0
DPW - Highway - Equipment	\$784,500	\$784,500			\$0
DPW - Cap Proj - Energy Reduction	\$100,000	\$100,000			\$0
DPW - Cap Proj - PSB Remodel EEOC - Med Examiners	\$5,200,000	\$5,200,000			\$0
DHS - Brookside	\$46,000	\$46,000			\$0
Finance and Administration - KABA	\$250,000	\$250,000			\$0
Executive - Information Technology	\$3,273,910	\$3,273,910			\$0
Executive - Land Information	\$210,768	\$36,000	\$25,000	\$92,577	\$57,191
Totals	\$22,618,969	\$18,995,000	\$305,000	\$3,261,778	\$57,191

Analysis of 2017 Reserves and Carryovers:

Balances Used in 2017 Budget:	General Fund Reserves Operations	Capital Fund Reserves Capital Items	Human Services Reserves	Debt Service Reserves	Carryovers	Total
County Executive	\$130,000				\$25,000	\$155,000
Finance and Administration - Information Technology	\$100,000					\$100,000
Finance and Administration - Land Informaton					\$25,000	\$25,000
Human Services - Div of Aging & Disability			\$34,100			\$34,100
Human Services - Brookside			\$1,607,076			\$1,607,076
Public Works & Dev Services - Golf		\$280,000				\$280,000
Board of Adjustment					\$20,000	\$20,000
Debt Service				\$193,611	\$582,319	\$775,930
Total Used	\$230,000	\$280,000	\$1,641,176	\$193,611	\$652,319	\$2,997,106

KENOSHA COUNTY
Schedule of Bonded Indebtedness
General Obligation Debt
(As of September 1, 2016)

	NOTES Series 2007A		BONDS Series 2009		REFUNDING BONDS Series 2010A		TAXABLE BONDS Series 2010D		NOTES Series 2011A		BONDS Series 2011B	
Dated Amount	12/20/2007 \$4,050,000		03/12/2009 \$2,735,000		01/20/2010 \$20,250,000		10/21/2010 \$7,305,000		08/09/2011 \$10,030,000		08/09/2011 \$2,810,000	
Maturity	12/1		4/1		3/1		3/1		8/1		8/1	
Fiscal Year Ending	Principal	Interest	Principal	Interest	Principal	Interest	Principal	Interest	Principal	Interest	Principal	Interest
2016		5,168		5,444								
2017	150,000	5,475	335,000	5,444	3,230,000	48,450	600,000	142,205	900,000	172,025	105,000	86,413
2018							650,000	125,768	1,250,000	154,025	110,000	84,313
2019							735,000	105,070	1,400,000	125,900	115,000	81,013
2020							800,000	79,910	1,500,000	90,900	120,000	77,563
2021							870,000	51,068	1,530,000	45,900	125,000	73,963
2022							950,000	17,813			135,000	70,213
2023											140,000	64,813
2024											150,000	59,213
2025											155,000	53,213
2026											165,000	47,013
2027											175,000	40,413
2028											185,000	33,413
2029											200,000	26,013
2030											210,000	18,013
2031											220,000	9,350
2032												
2033												
2034												
2035												
TOTAL	150,000	10,643	335,000	10,888	3,230,000	48,450	4,605,000	521,833	6,580,000	588,750	2,310,000	824,925

Kenosha County
Schedule of Bonded Indebtedness
General Obligation Debt
As of September 1, 2016

	BONDS Series 2012A		NOTES Series 2012B		NOTES Series 2013A		REFUNDING BONDS Series 2013B		NOTES Series 2014A		REFUNDING BONDS Series 2015A	
Dated Amount	07/11/2012 \$2,805,000		07/11/2012 \$15,750,000		09/10/2013 \$9,765,000		10/01/2013 \$11,115,000		09/10/2014 \$11,925,000		04/29/2015 \$21,555,000	
Maturity	6/1		6/1		8/1		6/1		9/1		9/1	
Fiscal Year Ending	Principal	Interest	Principal	Interest	Principal	Interest	Principal	Interest	Principal	Interest	Principal	Interest
2016		39,038		151,253				74,250				
2017	100,000	77,075	1,720,000	276,706	600,000	182,438	2,185,000	115,725	300,000	279,919	2,105,000	372,873
2018	105,000	74,500	2,495,000	213,481	840,000	170,438	1,420,000	61,650	1,240,000	273,919	2,465,000	371,820
2019	110,000	71,275	1,535,000	153,031	1,000,000	153,638	1,345,000	20,175	1,390,000	249,119	2,550,000	370,588
2020	115,000	67,900	1,715,000	111,784	1,350,000	133,638			1,440,000	207,419	2,615,000	319,588
2021	120,000	64,375	1,975,000	71,344	1,400,000	106,638			1,500,000	164,219	855,000	267,288
2022	130,000	60,625	1,965,000	24,563	1,475,000	75,138			1,575,000	134,219	875,000	250,188
2023	135,000	56,650			1,500,000	39,000			1,975,000	86,969	940,000	232,688
2024	145,000	52,450							2,000,000	45,000	965,000	211,538
2025	155,000	47,950									1,005,000	189,825
2026	160,000	43,025									1,050,000	164,700
2027	170,000	37,663									1,070,000	133,200
2028	180,000	31,975									1,090,000	101,100
2029	190,000	25,725									1,140,000	68,400
2030	205,000	18,813									760,000	22,800
2031	215,000	11,463										
2032	220,000	3,850										
2033												
2034												
2035												
TOTAL	2,455,000	784,350	11,405,000	1,002,163	8,165,000	860,925	4,950,000	271,800	11,420,000	1,440,781	19,485,000	3,076,593

Continued on next page.

KENOSHA COUNTY
Schedule of Bonded Indebtedness
General Obligation Debt
As of September 1, 2016

**GO Brookside Care
Center Bonds
Series 2015B**

**GO Notes
Series 2015C**

**GO Notes
Series 2016A**

Dated Amount	09/09/2015 \$18,290,000		09/09/2015 \$12,305,000		09/01/2016 \$13,965,000							
Maturity	9/1		9/1		9/1							
Fiscal Year Ending	Principal	Interest	Principal	Interest	Principal	Interest	Total Principal	Total Interest	Principal & Interest	Principal Outstanding	Principal %Paid	Year
2016							0	275,152	275,152	118,970,000	0.00%	2016
2017		638,800	680,000	406,950	175,000	322,600	13,185,000	3,133,096	16,318,096	105,785,000	11.08%	2017
2018		638,800	1,250,000	393,350	785,000	319,100	12,610,000	2,881,163	15,491,163	93,175,000	21.68%	2018
2019		638,800	1,150,000	355,850	765,000	303,400	12,095,000	2,627,858	14,722,858	81,080,000	31.85%	2019
2020		638,800	1,165,000	309,850	800,000	288,100	11,620,000	2,325,451	13,945,451	69,460,000	41.62%	2020
2021	965,000	638,800	1,275,000	263,250	1,410,000	264,100	12,025,000	2,010,943	14,035,943	57,435,000	51.72%	2021
2022	1,000,000	609,850	1,400,000	212,250	1,510,000	235,900	11,015,000	1,690,756	12,705,756	46,420,000	60.98%	2022
2023	1,030,000	579,850	1,510,000	156,250	2,020,000	190,600	9,250,000	1,406,819	10,656,819	37,170,000	68.76%	2023
2024	1,060,000	548,950	1,525,000	95,850	2,140,000	130,000	7,985,000	1,143,000	9,128,000	29,185,000	75.47%	2024
2025	1,090,000	517,150	1,670,000	50,100	2,180,000	87,200	6,255,000	945,438	7,200,438	22,930,000	80.73%	2025
2026	1,125,000	484,450			2,180,000	43,600	4,680,000	782,788	5,462,788	18,250,000	84.66%	2026
2027	1,160,000	450,700					2,575,000	661,975	3,236,975	15,675,000	86.82%	2027
2028	1,190,000	415,900					2,645,000	582,388	3,227,388	13,030,000	89.05%	2028
2029	1,235,000	374,250					2,765,000	494,388	3,259,388	10,265,000	91.37%	2029
2030	1,275,000	331,025					2,450,000	390,650	2,840,650	7,815,000	93.43%	2030
2031	1,320,000	286,400					1,755,000	307,213	2,062,213	6,060,000	94.91%	2031
2032	1,375,000	233,600					1,595,000	237,450	1,832,450	4,465,000	96.25%	2032
2033	1,430,000	178,600					1,430,000	178,600	1,608,600	3,035,000	97.45%	2033
2034	1,485,000	121,400					1,485,000	121,400	1,606,400	1,550,000	98.70%	2034
2035	1,550,000	62,000					1,550,000	62,000	1,612,000	0	100.00%	2035
TOTAL	18,290,000	8,388,125	11,625,000	2,243,700	13,965,000	2,184,600	118,970,000	22,258,524	141,228,524			

COUNTY SHERIFF

ACTIVITIES

The Office of the Sheriff is a constitutional position, under the provisions of the Constitution and State Law, and serves as the top law enforcement officer in the county. The Sheriff is elected to the office in a county-wide election and is responsible for certain mandated functions and coordinates law enforcement functions throughout the county.

The Sheriff's budget contains eight different organizational accounts: Administration, Pre-Trial, Detention Center, Patrol, Detectives, Drug Unit, Support Services Bureau and Emergency Management.

The Sheriff's Operational budget not only covers its traditional services to the public; **Patrol, Investigations, Court Services, Detentions, and Civil Process** but various specialized functions as well. Although the Sheriff's Department is mostly a calls for service agency, handling approximately 72,000 calls a year, it also provides necessary mutual aid for surrounding agencies.

K-9 Unit – Subsidizes normal patrol operations and works in conjunction with the Federal Government within the High Intensity Drug Traffic Area to seek out illegal drugs but also is involved heavily in community relations with public demonstrations as to the skill and training of the K-9's.

Marine Unit – Patrols inland lakes and in conjunction with the U.S. Coast Guard patrols Lake Michigan for enforcement, evidence recovery and search and rescue operations. It is anticipated that the Coast Guard will be leaving the Kenosha area, so the Sheriff's Department is working to expand its patrols in Lake Michigan in 2017.

Tactical Response Team – Fully trained and equipped to handle all high-risk incidents outside the normal realm of patrol operations, the TRT is composed of members from multiple agencies and is regional in its response.

Bomb Unit – Federally trained and equipped regional bomb technicians to handle any explosive device problems within all of Southeast Wisconsin. Multi-agency in its make up, the Bomb Unit operates out of the Sheriff's Department Mobile Command Post which will respond to any agency in the Southeast region that may need assistance.

Bicycle Unit – The bicycle Unit is used almost exclusively on overtime to patrol county parks and bike trails during spring, summer, and fall. They get into the back reaches of the parks to ensure the safety of the many citizens who use the parks on a daily basis.

ATV/Snowmobile Unit – Working in conjunction with the DNR to keep the trails safe and teaching safety courses to the public

Contract Policing – Providing full law enforcement services to the Village of Paddock Lake, the Village of Bristol, and the Village of Silver Lake and in 2016 the Village of Somers. Contract Policing provides that extra level of security and protection to our Village Communities within Kenosha County. The Villages also receive the full level of resources needed from the Sheriff's Department to ensure safety for all its citizens.

Emergency Management – In conjunction with the County Executive's Office, Emergency Management is the nerve center for planning, coordination and implementation of all emergency government and Homeland Security related activities in Kenosha County. Ready to respond at a moment's notice Emergency Management coordinates emergency response efforts with local community leaders and the private sector to ensure safety to the public.

SHERIFF'S DEPARTMENT GOALS AND OBJECTIVES

- The Sheriff's Department strives to "hold the line" between chaos and order, disturbance and peace, and violence and security so that all citizens can feel free from criminal attack, be secure with their possessions, and live in peace within their home.
- To provide effective and efficient Sheriff's Department administration and meet the professional needs of its personnel.
- To provide quality custody, care and control of a large and diverse inmate population.
- To safely maximize participation in jail alternatives, i.e. Electronic Monitoring and OWI Intensive Supervision programs.

The Electronic Monitoring program in 2016 averaged 26 inmates out a day. The program provides intense monitoring of inmates who meet the selected criteria of the courts and Sheriff's Department. In 2017, while working with the courts to expand the releasable criteria, it is the intent to increase the number of inmates out on electronic monitoring by at least 100%.

- To effectively service the Judicial System of the County.
- To continue to provide effective coordination of the various agencies involved in the criminal justice process of Kenosha County.

In 2016 the Sheriff's Marine Unit was able to provide 113 patrol hours on Lake Michigan in conjunction with the US Coast Guard for the enforcement of maritime law. In 2017, with the Coast Guard only patrolling on the weekends during the summer, the Sheriff's Department would attempt to Increase the coverage of patrol by 50% to provide additional enforcement for the safety of the public. This would be measured by the amount of hours spent on the water.

- To continue to seek out funding opportunities from various sources that can enhance operations and reduce operating costs to the taxpayer.
- To instill a comfort level of security in the public in which we serve.

EMERGENCY MANAGEMENT ACTIVITIES

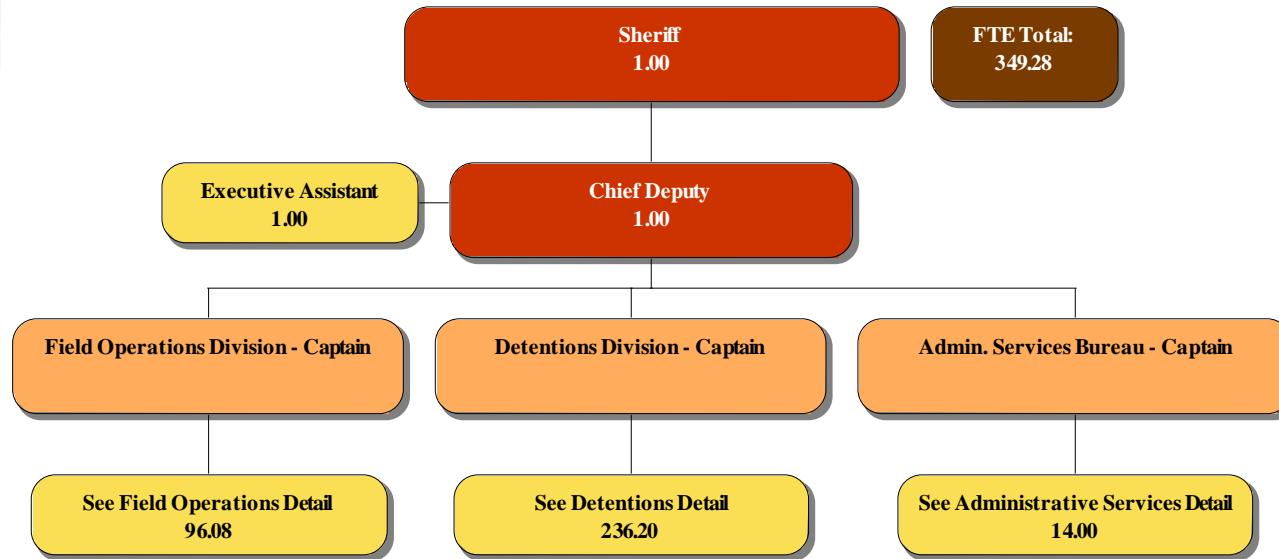
- Coordinates and/or performs federal/state directives countywide under the US Homeland Security Act, SARA Title III and WI State Statutes Chapter 323;
- Provides countywide emergency management services (mitigation, preparedness, response, and recovery);
- Serves as Municipal Emergency Management Director for four of Kenosha County's twelve municipalities;
- Provides coordination for First Responder Agencies/personnel involved in Emergency Management and Homeland Security functions (training, exercises, emergencies/disasters);
- Obtains and coordinates various training opportunities for First Responders;
- Identifies, develops and coordinates continuity of local/County govt., businesses, and citizen's lives during actual events;
- Coordinates Long-Term Recovery Efforts after an incident/event;
- Operates and maintains the County's emergency warning systems;
- Seeks out grants/funding opportunities from public and private sources and applies for them so as to benefit Emergency Management, County Government, Countywide First Responder Agencies and the public;
- Educates businesses, community agencies, schools and citizens on disaster preparedness and response; and
- Develops and/or updates on a yearly basis, numerous emergency plans for the County, municipalities, non-profit agencies and businesses.

SHERIFF

DIVISION	POSITION TITLE	CLASS TYPE	2013	2014	2015	2016	2017
	SHERIFF	ELECTED	1.00	1.00	1.00	1.00	1.00
	CHIEF DEPUTY	NR-SJ	1.00	1.00	1.00	1.00	1.00
	CAPTAIN	NR-SH	3.00	3.00	3.00	3.00	3.00
	LIEUTENANT	NR-SG	8.00	8.00	8.00	8.00	8.00
	SERGEANT	NR-SF	12.00	12.00	12.00	12.00	13.08
	PROGRAMS MANAGER	NR-C/E4	1.00	1.00	1.00	0.00	0.00
	CORPORAL	NR-B/E3	12.00	12.00	12.00	12.00	12.00
	FOOD SERVICE MANAGER	NR-E/E4	1.00	1.00	1.00	1.00	1.00
	FISCAL SERVICES MANAGER	NR-E/E6	1.00	1.00	1.00	1.00	1.00
	OFFICE MANAGER	NR-B/E3	1.00	1.00	1.00	2.00	2.00
	CORRECTIONAL SERGEANT	NR-C/E6	6.00	7.00	7.00	7.00	7.00
	DETENTION SYSTEMS MANAGER	NR-C/E4	1.00	1.00	1.00	1.00	1.00
	CHIEF COOK	NR-B/NE8	1.00	1.00	1.00	1.00	1.00
	EXECUTIVE ASSISTANT	NE7	0.00	0.00	0.00	1.00	1.00
	EXECUTIVE SECRETARY	NR-A	1.00	1.00	1.00	0.00	0.00
	LAUNDRY MANGER	NR-A/E1	1.00	1.00	1.00	1.00	1.00
	ADMIN/RELEASE SUPV	NR-B/E3	1.00	1.00	2.00	2.00	2.00
	DETECTIVE	KCDSA	14.00	14.00	14.00	14.00	14.00
	DEPUTY	KCDSA	76.00	76.00	76.00	79.00	81.00
	DIRECT SUPERVISION OFFICER	990J/NE5	92.00	92.00	92.00	93.00	93.00
	CORRECTIONAL OFFICER	990J/NE5	60.00	60.00	60.00	60.00	60.00
	ADMIN/RELEASE SPEC	990J/NE3	21.00	21.00	20.00	21.00	21.00
	RELIEF COOK	990J/NE-D	11.50	11.50	11.20	11.20	11.20
	ACCOUNTING SPECIALIST	990C	2.00	2.00	2.00	0.00	0.00
	ACCOUNTING ASSOCIATE	NE4	0.00	0.00	0.00	3.00	3.00
	ACCOUNT CLERK	990C	3.00	3.00	3.00	0.00	0.00
	ADMINISTRATIVE ASSISTANT	NE1	1.00	1.00	1.00	6.00	6.00
	OFFICE ASSOCIATE	990C	7.00	7.00	4.00	0.00	0.00
	OFFICE CLERICAL SUPPORT	990C	0.00	0.00	3.00	0.00	0.00
	ADMINISTRATIVE ASSISTANT, SR	NE4	0.00	0.00	0.00	3.00	3.00
	SENIOR OFFICE ASSOCIATE	990C	1.00	1.00	1.00	0.00	0.00
	ADMINISTRATIVE PROGRAM COORDINATOR	E4	0.00	0.00	0.00	1.00	1.00
	WAREHOUSE CLERK	990J	1.00	1.00	1.00	0.00	0.00
	ADMINISTRATIVE SECRETARY	990C/NE7	1.00	1.00	1.00	1.00	1.00
DEPARTMENT TOTAL			342.50	343.50	343.20	346.20	349.28



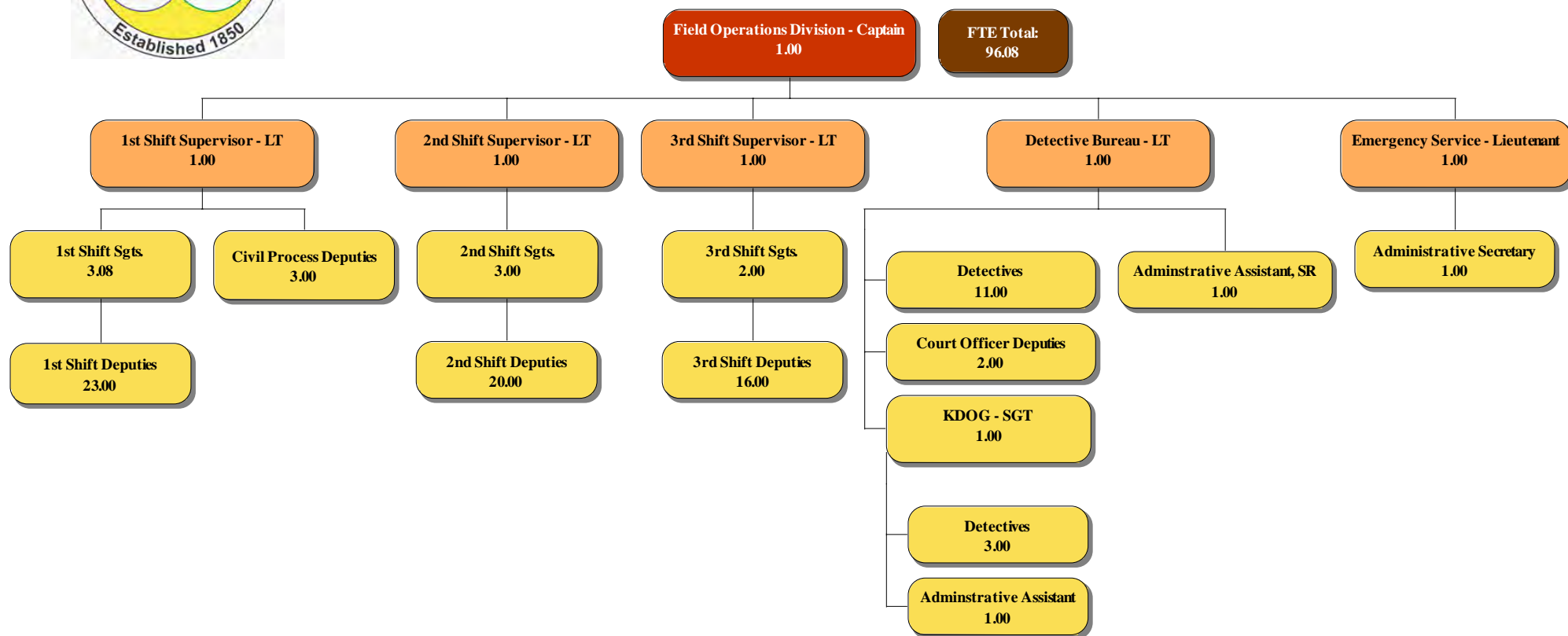
County of Kenosha Sheriff





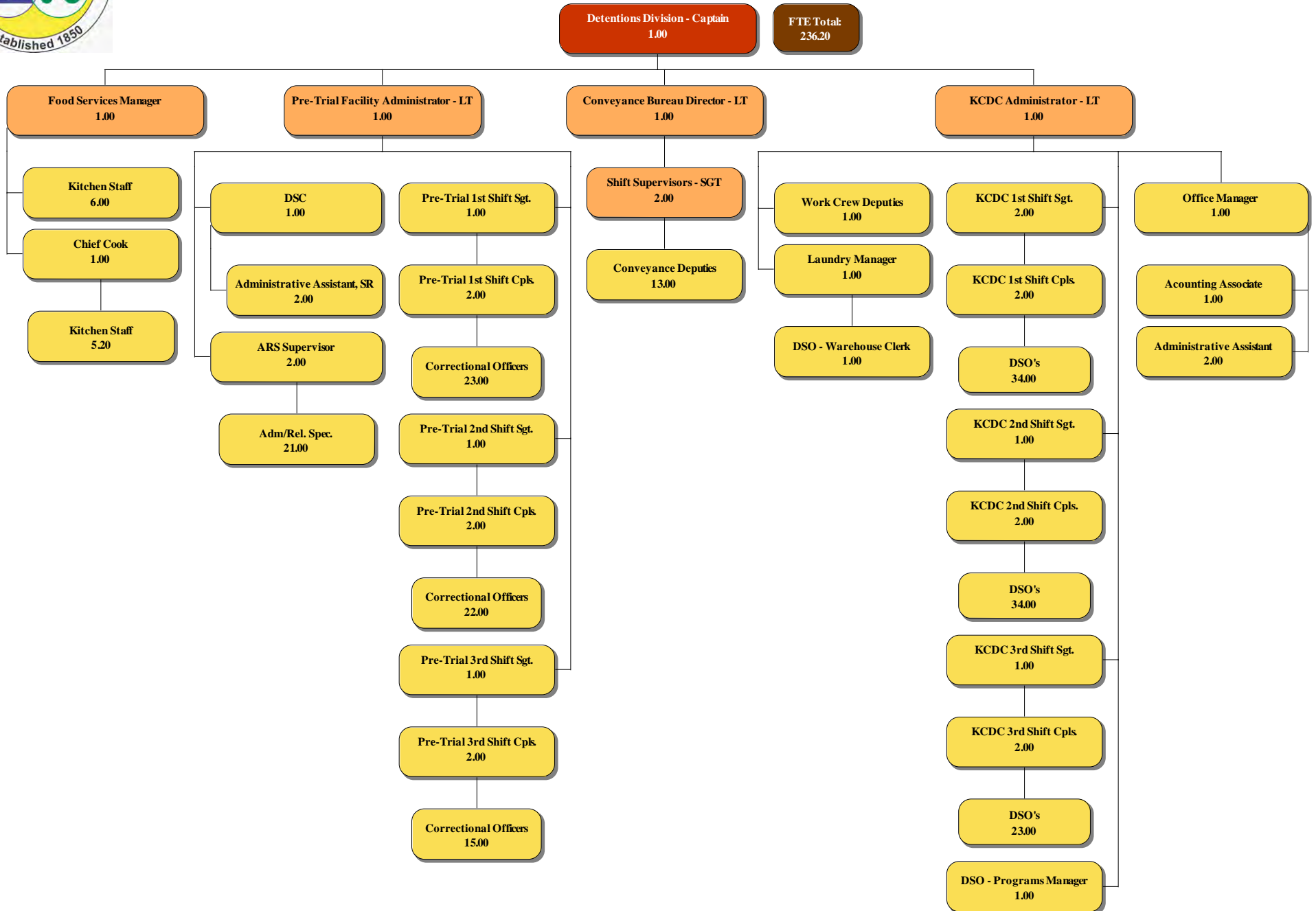
County of Kenosha

Sheriff



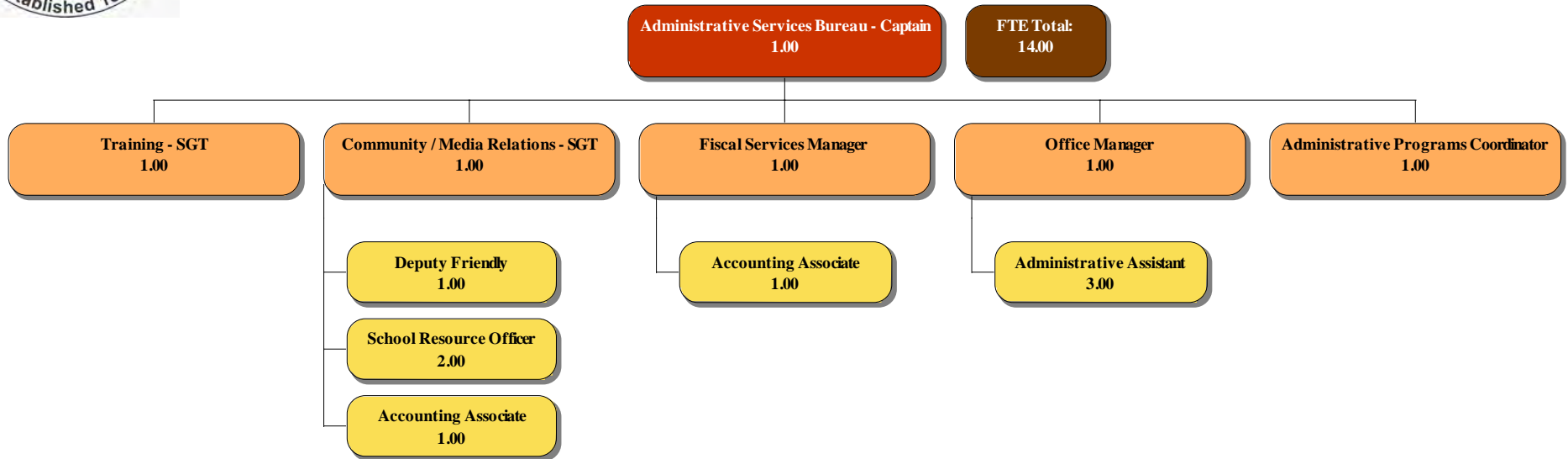


County of Kenosha Sheriff





County of Kenosha Sheriff



DEPT/DIV: LAW ENFORCEMENT - SHERIFF

	(1) 2015 Actual	(2) 2016 Adopted Budget	(3) 2016 Budget Adopted & Modified 6/30	(4) 2016 Actual as of 6/30	(5) 2016 Projected at 12/31	(6) 2017 Proposed Operating and Capital Budget
Personnel	30,716,711	29,467,615	29,539,201	15,025,864	30,169,530	30,765,751
Contractual	3,207,775	3,373,796	3,632,444	1,751,263	3,566,412	3,674,765
Supplies	1,749,467	2,016,375	1,890,825	822,546	1,829,374	1,782,579
Fixed Charges	153,364	166,638	166,744	161,047	161,131	167,527
Grants/Contributions	232,117	168,748	257,708	99,730	197,425	176,411
Outlay	512,078	727,300	915,340	464,598	783,070	674,000
Total Expenses for Business Unit	36,571,512	35,920,472	36,402,262	18,325,048	36,706,942	37,241,033
Total Revenue for Business Unit	(9,889,725)	(9,492,377)	(9,935,193)	(3,284,348)	(10,365,681)	(9,571,917)
Total Levy for Business Unit	26,681,787	26,428,095			26,341,261	27,669,116

DEPT/DIV: LAW ENFORCEMENT - SHERIFF
BUSINESS UNIT: SHERIFF
FUND: 100 BUSINESS UNIT #: 21100

Account Description:	OBJ:	(1) 2015 Actual	(2) 2016 Adopted Budget	(3) 2016 Budget Adopted & Modified 6/30	(4) 2016 Actual as of 6/30	(5) 2016 Projected at 12/31	(6) 2017 Proposed Operating and Capital Budget
SALARIES	511100	17,405,900	18,403,150	18,437,752	8,471,755	17,703,740	19,058,301
SALARIES-OVERTIME	511200	2,621,440	1,299,639	1,325,400	1,258,212	2,817,524	1,253,450
SALARIES TEMPORARY	511500	103,218	97,900	97,900	47,321	105,297	128,700
FICA	515100	1,503,635	1,509,794	1,512,692	732,278	1,459,635	1,555,597
RETIREMENT	515200	2,143,936	2,005,058	2,008,909	995,840	2,106,637	2,165,744
MEDICAL INSURANCE	515400	6,070,848	5,473,759	5,478,213	2,860,065	5,295,176	5,879,219
LIFE INSURANCE	515500	38,086	38,734	38,754	20,812	41,940	35,999
WORKERS COMP.	515600	829,648	639,581	639,581	639,581	639,581	688,741
Appropriations Unit: Personnel		30,716,711	29,467,615	29,539,201	15,025,864	30,169,530	30,765,751
MEDICAL/DENTAL	521100	2,230,686	2,363,053	2,563,053	1,273,157	2,561,789	2,658,104
INMATE MEDICAL SERVICES	521120	236,137	205,000	205,000	123,740	225,000	215,000
BLOOD TESTS	521880	1,536	2,300	2,300	1,183	3,900	2,300
OTHER PROFESSIONAL SVCS.	521900	181,872	194,120	252,301	62,714	207,557	255,127
UTILITIES	522200	875	1,300	1,300	0	1,000	1,100
TELECOMMUNICATIONS	522500	34,282	35,978	39,618	18,087	34,653	37,273
MOTOR VEHICLE MTNCE.	524100	66,185	81,750	107,232	29,958	99,497	76,650
OFFICE MACH/EQUIP MTNCE.	524200	23,161	26,257	26,257	20,341	24,914	25,844
BLDG./EQUIP. MTNCE.	524600	141,823	158,640	158,640	70,903	146,649	177,192
INVESTIGATION	525400	30,945	5,700	27,045	22,828	27,155	5,700
COMMUNITY RELATIONS	525700	12,577	7,500	7,500	1,479	7,500	8,500
RADIO MAINTENANCE	529200	67,578	78,998	78,998	77,632	78,998	79,100
CONVEYANCE OF PRISONERS	529410	23,718	28,000	28,000	13,927	28,000	28,000
JAIL ALTERNATIVES	529420	124,134	170,000	120,000	29,209	99,925	85,000
MISC. CONTRACTUAL SERV.	529900	32,266	15,200	15,200	6,105	19,875	19,875
Appropriations Unit: Contractual		3,207,775	3,373,796	3,632,444	1,751,263	3,566,412	3,674,765
FURN/FIXT >300<5000	530010	55	15,955	15,955	13,825	13,826	12,370
MACHY/EQUIP >300<5000	530050	15,266	14,839	18,003	4,218	22,288	26,034
OFFICE SUPPLIES	531200	53,017	51,366	51,366	30,021	55,456	53,500
PRINTING/DUPLICATION	531300	4,099	4,200	4,200	1,175	3,200	4,200
LICENSES/PERMITS	531920	480	500	500	70	500	500
SUBSCRIPTIONS	532200	468	1,000	1,000	551	730	1,000
BOOKS & MANUALS	532300	512	1,800	1,800	1,006	1,100	1,800
ADVERTISING	532600	34	70	70	0	35	70

MILEAGE & TRAVEL	533900	9,062	8,100	8,100	3,684	8,000	8,070
PHARMACEUTICALS	534150	219,025	200,000	200,000	87,903	210,000	220,000
LAB & MEDICAL SUPPLIES	534200	51,469	51,000	51,000	11,322	25,000	30,000
FOOD - GROCERIES	534300	600,891	753,000	703,000	304,686	703,000	688,000
KITCHEN SUPPLIES	534350	47,107	61,000	61,000	25,348	60,000	52,000
HOUSEKEEPING SUPPLIES	534400	77,663	83,000	83,000	44,223	82,854	79,000
DISHES/UTENSILS	534430	4,393	4,700	4,700	3,752	4,400	4,700
GUARD DOG EXPENSE	534550	6,285	4,025	4,025	2,384	6,000	4,025
INMATE CLOTHING	534600	32,825	33,000	33,000	5,908	33,000	33,000
LAUNDRY/CLEANING	534610	11,564	16,450	16,450	5,124	11,182	11,300
LAUNDRY SUPPLIES	534620	9,736	11,300	11,300	3,076	10,000	10,500
BEDDING/LINENS	534630	16,956	17,000	17,000	1,278	17,000	18,000
OFFICERS EQUIPMENT	534700	124,646	99,000	120,286	70,911	108,188	92,000
OTHER OPERATING SUPPLIES	534900	10,302	10,400	10,400	3,659	6,227	8,400
GAS/OIL/ETC	535100	288,362	438,000	338,000	94,737	257,348	268,100
EMERGENCY REPLACE/REPAIR	535650	2,960	5,000	5,000	0	830	5,000
AMMUNITION	536050	36,941	35,000	35,000	20,481	32,300	36,000
INMATE DRUG TESTING	539180	7,209	13,610	13,610	2,230	5,830	7,600
STAFF DEVELOPMENT	543340	64,696	83,060	83,060	78,543	113,616	107,410
Appropriations Unit: Supplies		1,696,023	2,016,375	1,890,825	820,115	1,791,910	1,782,579
INSURANCE ON BUILDINGS	551100	17,851	30,081	30,187	25,486	25,486	27,015
PUBLIC LIABILITY INS.	551300	103,353	103,836	103,836	103,836	103,836	108,787
OTHER INSURANCE	551900	31,000	31,000	31,000	31,000	31,000	31,000
PUBLIC OFFICIAL BOND	552250	78	84	84	0	84	0
SECURITIES BONDING	552300	1,082	1,637	1,637	725	725	725
Appropriations Unit: Fixed Charges		153,364	166,638	166,744	161,047	161,131	167,527
GRANT PROGRAM PAYMENTS	571580	17,655	0	0	0	0	0
RECIDIVIST OWI PROGRAM	571615	76,212	0	51,346	42,658	51,347	0
FREQUENCY RELOCATE PROJECT	571620	0	0	37,614	0	0	0
PURCHASED SERV. ADMIN.	571760	20,000	20,000	20,000	0	20,000	20,000
PURCHASED SERV. PROGRAM	571770	112,147	115,748	115,748	52,994	114,000	123,411
HAZARDOUS MAT'L PASS THRU	571790	0	25,000	25,000	4,078	4,078	25,000
HAZMAT EQUIPMENT	571810	6,103	8,000	8,000	0	8,000	8,000
Appropriations Unit: Grants/Contrit		232,117	168,748	257,708	99,730	197,425	176,411
MACHY/EQUIP >5000	580050	24,235	0	764	0	750	0
MOTORIZED VEHICLES	581390	29,165	0	40,000	0	40,000	0
Appropriations Unit: Outlay		53,400	0	40,764	0	40,750	0
Total Expense for Busines Unit		36,059,390	35,193,172	35,527,686	17,858,019	35,927,158	36,567,033

BUSINESS UNIT:	SHERIFF - SPECIAL DEPOSIT
FUND: 130	BUSINESS UNIT #: 21200

Account Description:	OBJ:	(1) 2015 Actual	(2) 2016 Adopted Budget	(3) 2016 Budget Adopted & Modified 6/30	(4) 2016 Actual as of 6/30	(5) 2016 Projected at 12/31	(6) 2017 Proposed Operating and Capital Budget
MISCELLANEOUS	539150	53,444	0	0	2,431	37,464	0
Appropriations Unit: Supplies		53,444	0	0	2,431	37,464	0
Total Expense for Business Unit		53,444	0	0	2,431	37,464	0

BUSINESS UNIT:	SHERIFF - CAPITAL
FUND: 411	BUSINESS UNIT #: 21280

Account Description:	OBJ:	(1) 2015 Actual	(2) 2016 Adopted Budget	(3) 2016 Budget Adopted & Modified 6/30	(4) 2016 Actual as of 6/30	(5) 2016 Projected at 12/31	(6) 2017 Proposed Operating and Capital Budget
FURN/FIXTURES >5000	580010	12,752	0	2,776	0	1,782	0
MACHY/EQUIP >5000	580050	37,691	33,500	42,000	5,657	40,839	70,000
COMMUNICATION EQUIPMENT	581310	850	141,300	141,300	0	78,589	0
MOTORIZED VEHICLES	581390	352,252	502,500	502,500	441,000	499,347	604,000
BUILDING IMPROVEMENTS	582200	55,133	0	136,000	17,941	71,763	0
PRCH/PLAN/DGSN/CONST/EQUIP	582250	0	50,000	50,000	0	50,000	0
Appropriations Unit: Outlay		458,678	727,300	874,576	464,598	742,320	674,000
Total Expense for Business Unit		458,678	727,300	874,576	464,598	742,320	674,000

BUSINESS UNIT:	REVENUE: SHERIFF
FUND: 100	BUSINESS UNIT #: 21100

Account Description:	OBJ:	(1) 2015 Actual	(2) 2016 Adopted Budget	(3) 2016 Budget Adopted & Modified 6/30	(4) 2016 Actual as of 6/30	(5) 2016 Projected at 12/31	(6) 2017 Proposed Operating and Capital Budget
SALE OF COUNTY PROPERTY	441250	30,008	59,200	59,200	552	59,200	55,500
OCDETF ASSIST INVESTIGATION	442545	25,000	0	0	0	0	0
WI DOJ ANTI_HEROIN ENFORCEMENT	442551	0	0	15,000	0	30,000	0

HIDTA ENFORCEMENT	442555	33,448	33,448	33,448	11,574	34,948	33,448
ALCOHOL ENFORCEMENT	442570	4,358	0	4,049	0	4,049	0
WI DMA-HSL PROGRAM	442605	17,655	0	0	0	0	0
COPS-IN-SCHOOL SUPPORT	442630	140,610	144,594	144,594	0	144,400	145,118
DNA SAMPLES REIMBURSEMENT	442640	4,160	1,000	1,000	0	10,600	10,000
COUNTRY THUNDER EVENT	442645	122,760	130,000	130,000	225,000	145,000	225,000
WI DOC COMM CORR PROGRAM	442685	40,000	40,000	40,000	13,333	40,000	40,000
JUSTICE ASSISTANT GRANT	442780	11,598	0	0	0	0	0
DOJ-JUSTICE ASSISTANCE	442795	0	0	0	0	12,230	0
EMERGENCY GOV. REIMBURSEMENT	443700	87,745	87,744	87,744	0	65,808	87,744
SARA/TITLE III	443720	40,290	42,291	42,291	0	30,218	43,348
HAZARDOUS MAT'L COLLECTIONS	443730	0	25,000	25,000	4,078	4,078	25,000
PDM GRANT	443750	10,000	0	20,000	0	0	0
HMEP GRANT	443765	0	0	16,453	0	0	0
EXERCISE GRANTS	443780	13,170	0	4,228	0	4,228	0
COUNTY ORDINANCE FINES	445020	305,337	330,000	330,000	1,620	267,300	278,300
MOTOR TRAFFIC FINES FOR CTY	445060	29,100	30,500	30,500	0	27,000	27,000
SHERIFF'S RESTITUTION	445070	6,405	10,000	10,000	5,037	10,000	10,000
CORRECTIONS PROB & PAROLE AID	445790	251,884	192,000	192,000	0	230,000	230,000
CORRECTIONS-EXT SUPV VIOLATORS	445795	436,535	320,000	320,000	158,137	415,000	430,000
SHERIFF FEES/PROCESS SERV	445800	162,941	170,000	170,000	56,058	130,000	150,000
USMS INMATE HOUSING	445801	5,483,577	5,493,436	5,533,436	2,291,218	6,275,000	5,493,436
INMATE PROCESSING FEE	445802	41,995	44,000	44,000	11,148	44,000	44,000
RECIDIVIST OWI PROGRAM	445806	76,212	0	51,346	15,889	51,347	0
ALIEN INMATE HOUSING REIMB	445809	32,210	24,000	24,000	0	24,000	32,000
CRICKET FREQ RELOC PROJECT	445813	0	0	37,614	0	0	0
DRUG UNIT GRANT	445820	51,030	0	53,140	21,345	53,140	0
SSI REMUNERATION (FED)	445830	57,200	55,000	55,000	19,200	50,000	55,000
BOARD OF PRISONERS/HUBER LAW	445840	106,345	75,000	75,000	37,227	81,000	80,000
BOARD OF PRISONERS/ELEC MONITOR	445845	152,346	197,000	197,000	33,327	105,000	85,000
LAW ENFORCEMENT-PADDOCK LAKE	445880	267,231	263,868	263,868	87,956	263,868	267,783
LAW ENFORCEMENT-SILVER LAKE	445881	148,237	272,848	272,848	90,949	272,848	282,363
LAW ENFORCEMENT-SOMERS	445882	0	0	21,819	0	0	136,274
LAW ENFORCEMENT-BRISTOL	445885	276,890	277,908	277,908	92,636	277,908	282,363
TRAINING REIMBURSEMENT	445900	66,470	60,140	60,140	4,581	68,000	60,140
INMATE MED COST REIM.	445920	24,464	23,000	23,000	5,845	22,200	22,000
WI DNR STATE AID PROGRAM	445935	26,675	30,500	30,500	0	17,100	30,500
PRISONER PHONE COMMISSION	448510	240,158	265,000	265,000	84,037	184,148	150,000
INMATE PROGRAMS REV	448511	57,876	57,000	57,000	14,868	57,900	76,000
SUNDRY DEPARTMENT REVENUE	448520	54,603	10,100	10,100	0	4,725	10,100
DONATIONS	448560	500	500	500	0	500	500
PRIOR YEAR REV/EXP	448600	703	0	0	(2,767)	(2,767)	0
CARRYOVER	449980	0	0	764	0	0	0

RESERVES	449990	0	0	31,127	0	50,000	0
Appropriations Unit: Revenue	8,937,726	8,765,077	9,060,617	3,282,848	9,563,976	8,897,917	
Total Funding for Business Unit	8,937,726	8,765,077	9,060,617	3,282,848	9,563,976	8,897,917	

BUSINESS UNIT:	REVENUE: SHERIFF - SPECIAL DEPOSITS						
FUND: 130	BUSINESS UNIT #: 21200						

Account Description:	OBJ:	(1) 2015 Actual	(2) 2016 Adopted Budget	(3) 2016 Budget Adopted & Modified 6/30	(4) 2016 Actual as of 6/30	(5) 2016 Projected at 12/31	(6) 2017 Proposed Operating and Capital Budget
DARE REVENUE	445850	51,827	0	0	1,500	59,385	0
Appropriations Unit: Revenue		51,827	0	0	1,500	59,385	0
Total Funding for Business Unit		51,827	0	0	1,500	59,385	0

BUSINESS UNIT:	REVENUE: SHERIFF - FEDERAL EQUIT SHARING						
FUND: 270	BUSINESS UNIT #: 21270						

Account Description:	OBJ:	(1) 2015 Actual	(2) 2016 Adopted Budget	(3) 2016 Budget Adopted & Modified 6/30	(4) 2016 Actual as of 6/30	(5) 2016 Projected at 12/31	(6) 2017 Proposed Operating and Capital Budget
FEDERAL EQUITABLE SHARING	445270	343,417	0	0	0	0	0
PRIOR YEAR REV/EXP	448600	594	0	0	0	0	0
Appropriations Unit: Revenue		344,011	0	0	0	0	0
Total Funding for Business Unit		344,011	0	0	0	0	0

BUSINESS UNIT:	REVENUE: SHERIFF - CAPITAL						
FUND: 411	BUSINESS UNIT #: 21280						

Account Description:	OBJ:	(1) 2015 Actual	(2) 2016 Adopted Budget	(3) 2016 Budget Adopted & Modified 6/30	(4) 2016 Actual as of 6/30	(5) 2016 Projected at 12/31	(6) 2017 Proposed Operating and Capital Budget
BONDING	440000	556,161	727,300	727,300	0	660,733	674,000

CARRYOVER	449980	0	0	147,276	0	81,587	0
Appropriations Unit: Revenue	556,161	727,300	874,576	0	742,320	674,000	
Total Funding for Business Unit	556,161	727,300	874,576	0	742,320	674,000	

Total Expenses for Business Unit	36,571,512	35,920,472	36,402,262	18,325,048	36,706,942	37,241,033	
Total Revenue for Business Unit	(9,889,725)	(9,492,377)	(9,935,193)	(3,284,348)	(10,365,681)	(9,571,917)	
Total Levy for Business Unit	26,681,787	26,428,095			26,341,261	27,669,116	

2017 CAPITAL OUTLAY

DEPARTMENT	FUND	BUS.	OBJ.	ITEM/DESCRIPTION	QNTY	PROPOSED OUTLAY BUDGET
		UNIT				
Law Enforcement - Sheriff - Capital	411	21280	581390	Passenger Van	1	\$36,000
Law Enforcement - Sheriff - Capital	411	21280	581390	Evidence Collection Vehicle	1	\$90,000
Law Enforcement - Sheriff - Capital	411	21280	581390	Marked / Unmarked Fleet	15	\$478,000
Law Enforcement - Sheriff - Capital	411	21280	580050	Replace Automatic External Defibrillation System	55	\$70,000
Included in Capital Outlay/Project Plan > \$25,000 Funded with Bonding						----- \$674,000 -----

KENOSHA COUNTY DISTRICT ATTORNEY'S OFFICE

MISSION STATEMENT/OVERVIEW

The primary mission of the Kenosha County District Attorney's Office is to uphold the rule of the law, vigorously prosecute criminals and seek justice for victims of crime. The District Attorney is a constitutional officer, elected by the people of Kenosha County to a four-year term of office. The duties and responsibilities of the District Attorney are more particularly set forth in Section 978.05, Wis. Stats. It is important to keep in mind that the District Attorney is the gatekeeper to the criminal justice system. As such, his job is not merely to obtain convictions but to seek justice.

Since December 31, 1989, the District Attorney and the Assistant District Attorneys in the office have been funded by the State and are recognized as state employees. The paralegals, clerical, office investigator, victim/witness and other support staff in the District Attorney's Office remain County employees funded by the County. All remaining District Attorney operational costs are paid for by the County.

The District Attorney's Office duties include, but are not limited to, aggressively and fairly prosecuting those who violate the laws of Kenosha County and the State of Wisconsin, including criminal offenses, juvenile delinquencies, CHIPS cases, traffic violations, County ordinance and DNR cases. While all criminal offenses committed are important, this office gives special attention to prosecuting the following crimes:

- Sensitive crimes: child abuse and sexual assault crimes.
- Violent crimes and habitual (career) criminals.
- Drug dealers: especially those who traffic commercially in large amounts of controlled substances.
- Domestic violence abuse cases.
- Juvenile delinquencies, children in need of protective supervision (CHIPS) and termination of parental rights (TPR) cases where appropriate.

VICTIM/WITNESS PROGRAM

This program is part of the District Attorney's Office. The purpose of the program is to do everything possible to ensure that victims and witnesses are treated with respect, courtesy and sensitivity. Section 950, Wis. Stats., expresses the intent to ensure that all victims and witnesses of crime are treated with dignity, respect, courtesy and sensitivity; and that all the rights extended under the law to victims and witnesses of crime are honored and protected by law enforcement agencies, prosecutors and judges in a manner no less vigorous than the protection afforded criminal defendants. The Kenosha County District Attorney's Office Victim/Witness Program was first created in 1980 under the leadership and direction of Lynn Copen, coordinator. Today, our program remains outstanding and is constantly looking for ways to improve and provide better services to victims of crime.

.

DISTRICT ATTORNEY/VICTIM WITNESS

DIVISION	POSITION TITLE	CLASS TYPE	2013	2014	2015	2016	2017
----------	----------------	------------	------	------	------	------	------

DISTRICT ATTORNEY

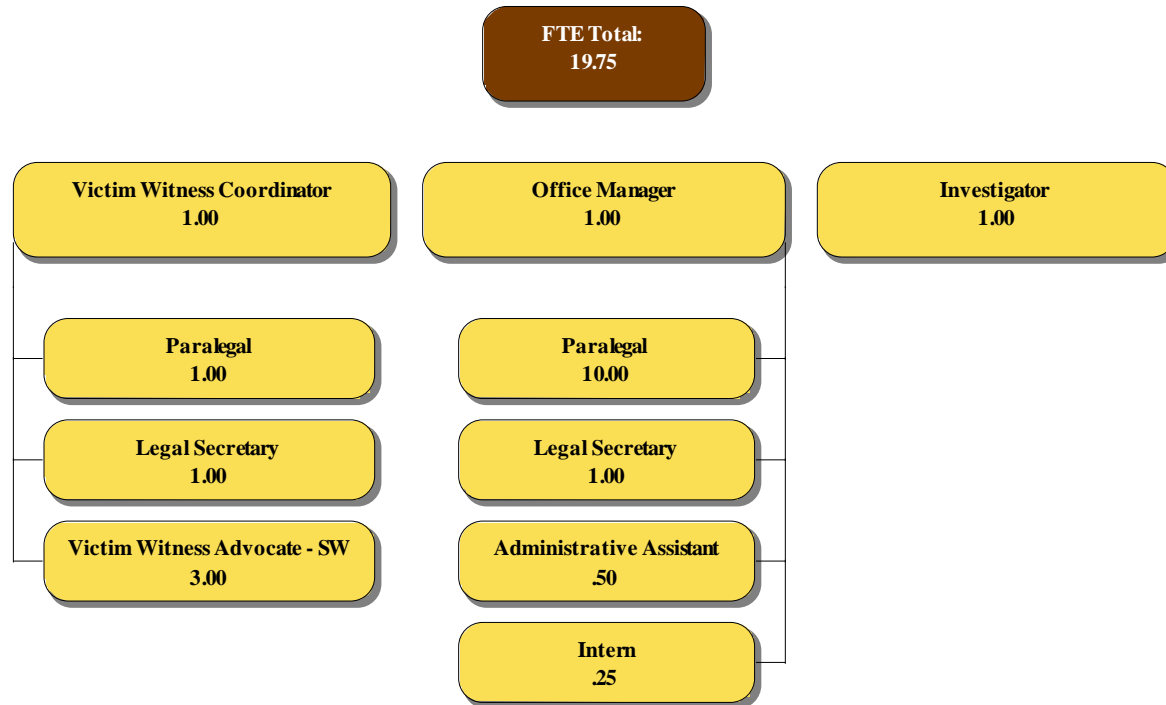
OFFICE MANAGER	NR-E/E3	1.00	1.00	1.00	1.00	1.00
INVESTIGATOR	NR-C/E3	0.00	0.00	1.00	1.00	1.00
PARALEGAL	990C/NE7	9.00	9.00	9.00	9.00	10.00
LEGAL SECRETARY	NE6	0.00	0.00	0.00	1.00	1.00
OFFICE ASSOCIATE	990C	1.25	1.25	1.00	0.00	0.00
ADMINISTRATIVE ASSISTANT	NE1	0.00	0.00	0.00	0.50	0.50
OFFICE CLERICAL SUPPORT	990C	0.00	0.00	0.50	0.00	0.00
LEGAL INTERN	UN-REP	0.25	0.25	0.25	0.25	0.25
AREA TOTAL		11.50	11.50	12.75	12.75	13.75

VICTIM WITNESS

COORDINATOR	NR-E/E5	1.00	1.00	1.00	1.00	1.00
SOCIAL WORKER V	990P/NE10	1.00	1.00	0.00	0.00	0.00
SOCIAL WORKER II	990P/NE8	1.00	1.00	0.00	1.00	0.00
VICTIM WITNESS ADVOCATE - SW I	990P/NE7	1.00	1.00	3.00	2.00	3.00
LEGAL SECRETARY	990C/NE6	1.00	1.00	1.00	1.00	1.00
PARALEGAL	990C/NE7	1.00	1.00	1.00	1.00	1.00
AREA TOTAL		6.00	6.00	6.00	6.00	6.00
DEPARTMENT TOTAL		17.50	17.50	18.75	18.75	19.75



County of Kenosha District Attorney



DEPT/DIV: LAW ENFORCEMENT - DISTRICT ATTORNEY

	(1) 2015 Actual	(2) 2016 Adopted Budget	(3) 2016 Budget Adopted & Modified 6/30	(4) 2016 Actual as of 6/30	(5) 2016 Projected at 12/31	(6) 2017 Proposed Operating and Capital Budget
Personnel	1,519,400	1,548,626	1,548,626	701,259	1,548,626	1,621,613
Contractual	122,219	192,000	284,489	56,947	230,630	247,100
Supplies	63,482	75,565	75,565	36,213	75,565	78,000
Fixed Charges	5,998	6,026	6,026	5,976	6,026	6,279
Total Expenses for Business Unit	1,711,099	1,822,217	1,914,706	800,395	1,860,847	1,952,992
Total Revenue for Business Unit	(472,134)	(461,905)	(554,394)	(2,126)	(440,220)	(469,217)
Total Levy for Business Unit	1,238,965	1,360,312			1,420,627	1,483,775

DEPT/DIV: LAW ENFORCEMENT - DISTRICT ATTORNEY

BUSINESS UNIT: DISTRICT ATTORNEY

FUND: 100 BUSINESS UNIT #: 16100

Account Description:	OBJ:	(1) 2015 Actual	(2) 2016 Adopted Budget	(3) 2016 Budget Adopted & Modified 6/30	(4) 2016 Actual as of 6/30	(5) 2016 Projected at 12/31	(6) 2017 Proposed Operating and Capital Budget
SALARIES	511100	651,117	677,043	677,043	309,368	677,043	722,442
SALARIES-OVERTIME	511200	3,923	8,000	8,000	1,887	8,000	8,000
SALARIES-TEMPORARY	511500	17,250	25,000	25,000	4,148	25,000	25,000
LEGAL INTERN	514500	0	12,500	12,500	0	12,500	12,500
FICA	515100	51,522	55,086	55,086	24,157	55,086	58,557
RETIREMENT	515200	44,206	47,452	47,452	20,863	47,452	51,961
MEDICAL INSURANCE	515400	261,592	231,562	231,562	119,754	231,562	267,400
LIFE INSURANCE	515500	1,056	1,169	1,169	618	1,169	1,412
WORKERS COMP.	515600	980	1,200	1,200	1,200	1,200	1,292
Appropriations Unit: Personnel		1,031,646	1,059,012	1,059,012	481,995	1,059,012	1,148,564
OTHER PROFESSIONAL SVCS.	521900	71,542	80,000	80,000	18,689	80,000	136,600
TELECOMMUNICATIONS	522500	847	1,000	1,000	412	1,000	1,000
TRANSCRIPTS	525100	13,440	17,000	17,000	8,595	17,000	17,000
PAPER SERVICE	525500	9,847	16,000	16,000	2,954	16,000	16,000
WITNESS FEES	527200	24,140	40,000	55,859	5,144	40,000	38,500
EXPERT WITNESS	527220	2,403	38,000	114,630	21,153	76,630	38,000
Appropriations Unit: Contractual		122,219	192,000	284,489	56,947	230,630	247,100
FURN/FIXT >300<5000	530010	0	1,065	1,065	820	1,065	0
OFFICE SUPPLIES	531200	13,576	15,000	15,000	6,923	15,000	15,000
PRINTING/DUPLICATION	531300	12,124	14,500	14,500	9,026	14,500	14,500
BOOKS & MANUALS	532300	9,924	12,000	12,000	5,031	12,000	12,000
MILEAGE & TRAVEL	533900	2,485	3,500	3,500	2,140	3,500	4,500
MISCELLANEOUS	539150	0	0	0	0	0	1,500
STAFF DEVELOPMENT	543340	13,922	17,500	17,500	8,873	17,500	18,500
Appropriations Unit: Supplies		52,031	63,565	63,565	32,813	63,565	66,000
PUBLIC LIABILITY INS.	551300	5,948	5,976	5,976	5,976	5,976	6,279
PUBLIC OFFICIAL BOND	552250	50	50	50	0	50	0
Appropriations Unit: Fixed Charges		5,998	6,026	6,026	5,976	6,026	6,279
Total Expense for Busines Unit		1,211,894	1,320,603	1,413,092	577,731	1,359,233	1,467,943

BUSINESS UNIT:	VICTIM/WITNESS
FUND: 100	BUSINESS UNIT #: 16200

Account Description:	OBJ:	(1) 2015 Actual	(2) 2016 Adopted Budget	(3) 2016 Budget Adopted & Modified 6/30	(4) 2016 Actual as of 6/30	(5) 2016 Projected at 12/31	(6) 2017 Proposed Operating and Capital Budget
SALARIES	511100	320,044	334,134	334,134	151,005	334,134	323,337
SALARIES-OVERTIME	511200	577	0	0	250	0	0
FICA	515100	23,860	25,561	25,561	11,302	25,561	24,734
RETIREMENT	515200	21,774	22,053	22,053	9,983	22,053	21,987
MEDICAL INSURANCE	515400	120,235	106,875	106,875	45,901	106,875	101,958
LIFE INSURANCE	515500	700	562	562	394	562	571
WORKERS COMP.	515600	564	429	429	429	429	462
Appropriations Unit: Personnel		487,754	489,614	489,614	219,264	489,614	473,049
POSTAGE	531100	8,893	6,500	6,500	2,511	6,500	6,500
OFFICE SUPPLIES	531200	1,706	3,000	3,000	643	3,000	3,000
MILEAGE & TRAVEL	533900	417	1,000	1,000	211	1,000	1,000
STAFF DEVELOPMENT	543340	435	1,500	1,500	35	1,500	1,500
Appropriations Unit: Supplies		11,451	12,000	12,000	3,400	12,000	12,000
Total Expense for Business Unit		499,205	501,614	501,614	222,664	501,614	485,049

BUSINESS UNIT:	REVENUE: DISTRICT ATTORNEY
FUND: 100	BUSINESS UNIT #: 16100

Account Description:	OBJ:	(1) 2015 Actual	(2) 2016 Adopted Budget	(3) 2016 Budget Adopted & Modified 6/30	(4) 2016 Actual as of 6/30	(5) 2016 Projected at 12/31	(6) 2017 Proposed Operating and Capital Budget
SALE OF COPIES	441270	0	0	0	20	20	0
PROGRAM INCOME	443145	0	0	0	0	0	40,000
IV-E REVENUE	443150	78,938	71,000	71,000	0	76,000	76,000
COUNTY ORDINANCE FINES	445020	81,954	90,000	90,000	0	72,900	76,000
PROSECUTION COSTS	445050	1,184	300	300	258	300	300
MOTOR TRAFFIC FINES FOR CTY	445060	29,100	30,500	30,500	0	26,000	27,000
WITNESS FEES REVENUE	445570	5,110	5,000	5,000	1,848	5,000	5,000
CARRYOVER	449980	0	0	92,489	0	0	0
Appropriations Unit: Revenue		196,286	196,800	289,289	2,126	180,220	224,300
Total Funding for Business Unit		196,286	196,800	289,289	2,126	180,220	224,300

BUSINESS UNIT:	REVENUE: VICTIM/WITNESS
FUND: 100	BUSINESS UNIT #: 16200

Account Description:	OBJ:	(1) 2015 Actual	(2) 2016 Adopted Budget	(3) 2016 Budget Adopted & Modified 6/30	(4) 2016 Actual as of 6/30	(5) 2016 Projected at 12/31	(6) 2017 Proposed Operating and Capital Budget
VICTIM/WITNESS REVENUES	442520	271,647	265,105	265,105	0	260,000	244,917
PRIOR YEAR REV/EXP	448600	4,201	0	0	0	0	0
Appropriations Unit: Revenue		275,848	265,105	265,105	0	260,000	244,917
Total Funding for Business Unit		275,848	265,105	265,105	0	260,000	244,917

Total Expenses for Business Unit	1,711,099	1,822,217	1,914,706	800,395	1,860,847	1,952,992
Total Revenue for Business Unit	(472,134)	(461,905)	(554,394)	(2,126)	(440,220)	(469,217)
Total Levy for Business Unit	1,238,965	1,360,312			1,420,627	1,483,775

CIRCUIT COURT

ACTIVITIES

The Judicial Branch is a third branch of government, separate, but not subservient. It is the goal of all who work within the justice system to see that the aims of justice are accomplished.

The Clerk of Circuit Court is elected to the office in a countywide election and is responsible for certain mandated functions and coordination of Circuit Court functions throughout the judicial system.

Eight branches of court plus three full-time court commissioners process all of the cases. Forty two and one-half positions service these courts. Personnel keep the court records, clerk for hearings, and calendars for courts, collect monies, manage the jury system and act as the general reception area.

The Circuit Court budget is responsible for payment of court ordered activities such as doctor exams, appointed attorney's, witness fees, interpreter costs as required by the statutes, bailiff salaries, guardian ad litem fees, and court personnel to manage the courts daily. The budget appropriation pilot project to reduce levy dollars in the budgetary process, while allowing us the flexibility to pay the bills that are received, has been in place for the past years with great success in reducing the actual levy dollars that are budgeted for Circuit Court.

GOALS AND OBJECTIVES

Automation has streamlined case management for the courts. The courthouse remodeling has improved working conditions and customer service. Continued updating and maintenance of the building is necessary to ensure efficient management of courthouse activities.

In the year 2016 the Court accomplished the following:

- Judicial review and revision of collection policies regarding guardian ad litem fee waiver requests and payment plans.
- Continued scanning of court documents, including cases going to the court of appeals. Increased volume of voluntary e-filing for small claims, civil and family cases.
- Continued Tracs interface with the Sheriff's Department, State Patrol, and the Department of Natural Resources for traffic citations.
- Commenced Tracs interface with Union Pacific Railroad.
- Small claims mediation services continued.
- Continued Drug Court
- Continuing video conferencing regarding wards at locations out of county in ME/Chapter 51 cases.

- Increased use of video conferencing for juvenile hearings.
- Continuing Veteran's Court
- Continuing Behavioral Health Treatment Court.
- Commenced e-filing by Child Support Agency.

In the year 2017, the Court wants to do the following:

- Implement mandatory E-filing for all civil, family and small claims cases.
- Continue collection efforts for Circuit Court revenue through use of payment plans for guardian ad litem fees prior to trial.
- Increase use of video conferencing for juvenile hearings and other statutorily allowed proceedings.
- Continue working on file storage situations to allow access to files and maintain Supreme Court retention requirements.
- Review of microfilm and microfiche court files for retention purposes and convert to digital media when necessary.
- Continue with the reporting of advocate counsel contracts for courts to utilize attorneys for ineligible public defender defendants.
- Continue use of Guardian ad Litem attorneys on contract to efficiently assist the judiciary in evaluating cases and parties.
- Continue to offer small claims mediation services.
- Continue to work with judges and court commissioners to improve all court operations where necessary.

All of this will help the courts function efficiently, and collaborate with other county and state agencies to conserve resources, in a manner that effectively serves the public.

CIRCUIT COURT

DIVISION	POSITION TITLE	CLASS TYPE	2013	2014	2015	2016	2017
----------	----------------	------------	------	------	------	------	------

ADMINISTRATIVE

CLERK OF COURTS	ELECTED	1.00	1.00	1.00	1.00	1.00
AREA TOTAL		1.00	1.00	1.00	1.00	1.00

RECORDS

COURT SERVICES MANAGER	NR-E/E6	1.00	1.00	1.00	1.00	1.00
JUDICIAL ASSISTANT	NE6	0.00	0.00	0.00	11.00	11.00
LEGAL SECRETARY	990C	12.00	12.00	12.00	0.00	0.00
SENIOR OFFICE ASSOCIATE	990C	1.00	1.00	1.00	0.00	0.00
DEPUTY COURT CLERK, SR	NE5	0.00	0.00	0.00	10.50	3.00
OFFICE ASSOCIATE	990C	11.50	9.50	7.50	0.00	0.00
DEPUTY COURT CLERK	NE2	0.00	0.00	0.00	3.00	0.00
OFFICE CLERICAL SUPPORT	990C	0.00	2.00	4.00	0.00	0.00
AREA TOTAL		25.50	25.50	25.50	25.50	15.00

PROBATE

REGISTER IN PROBATE	NR-C/E3	1.00	1.00	1.00	1.00	1.00
DEPUTY COURT CLERK, SR	NE5	0.00	0.00	0.00	2.00	2.00
OFFICE ASSOCIATE	990C	2.00	2.00	2.00	0.00	0.00
DEPUTY COURT CLERK	NE2	0.00	0.00	0.00	0.00	1.00
AREA TOTAL		3.00	3.00	3.00	3.00	4.00

FISCAL

MANAGER OF FISCAL SERVICES	NR-E/E6	1.00	1.00	1.00	1.00	1.00
ACCOUNTANT	NE8	0.00	0.00	0.00	1.00	1.00
ACCOUNTANTING SPECIALIST	990C	1.00	1.00	1.00	0.00	0.00
DEPUTY COURT CLERK, SR	NE5	0.00	0.00	0.00	3.00	9.50
ACCOUNT CLERK	990C	3.00	3.00	3.00	0.00	0.00
DEPUTY COURT CLERK	NE2	0.00	0.00	0.00	0.00	3.00
AREA TOTAL		5.00	5.00	5.00	5.00	14.50

FAMILY COURT COMMISSIONER

CIRCUIT COURT COMMISSIONER	NR-J/E12	1.00	1.00	1.00	1.00	1.00
JUDICIAL ASSISTANT	NE6	0.00	0.00	0.00	2.00	2.00
LEGAL SECRETARY	990C	2.00	2.00	2.00	0.00	0.00
DEPUTY COURT CLERK, SR	NE5	0.00	0.00	0.00	3.00	3.00
OFFICE ASSOCIATE	990C	3.00	3.00	3.00	0.00	0.00
AREA TOTAL		6.00	6.00	6.00	6.00	6.00

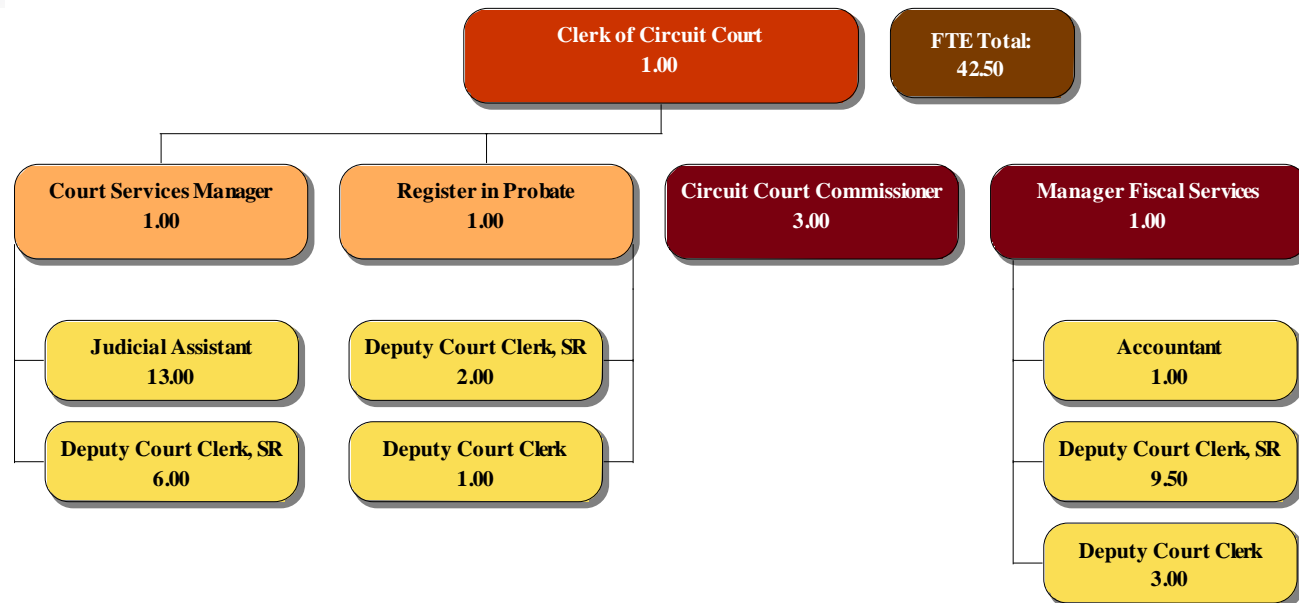
JUDICIAL COURT COMMISSIONER

CIRCUIT COURT COMMISSIONER	NR-J/E12	2.00	2.00	2.00	2.00	2.00
AREA TOTAL		2.00	2.00	2.00	2.00	2.00

DEPARTMENT TOTAL		42.50	42.50	42.50	42.50	42.50
------------------	--	-------	-------	-------	-------	-------



County of Kenosha Circuit Court



DEPT/DIV: LAW ENFORCEMENT - CIRCUIT COURT

	(1) 2015 Actual	(2) 2016 Adopted Budget	(3) 2016 Budget Adopted & Modified 6/30	(4) 2016 Actual as of 6/30	(5) 2016 Projected at 12/31	(6) 2017 Proposed Operating and Capital Budget
Personnel	3,422,285	3,561,485	3,561,485	1,645,199	3,442,012	3,630,435
Contractual	971,416	951,102	951,102	491,279	1,022,909	999,166
Supplies	72,218	79,949	79,949	30,164	75,178	79,949
Fixed Charges	14,418	15,558	15,558	13,246	14,521	13,865
Total Expenses for Business Unit	4,480,337	4,608,094	4,608,094	2,179,888	4,554,620	4,723,415
Total Revenue for Business Unit	(2,423,930)	(2,550,494)	(2,550,494)	(1,120,372)	(2,657,203)	(2,469,987)
Total Levy for Business Unit	2,056,407	2,057,600			1,897,417	2,253,428

DEPT/DIV: LAW ENFORCEMENT - CIRCUIT COURT

BUSINESS UNIT: CIRCUIT COURT

FUND: 100 **BUSINESS UNIT #: 12100**

Account Description:	OBJ:	(1) 2015 Actual	(2) 2016 Adopted Budget	(3) 2016 Budget Adopted & Modified 6/30	(4) 2016 Actual as of 6/30	(5) 2016 Projected at 12/31	(6) 2017 Proposed Operating and Capital Budget
SALARIES	511100	2,091,997	2,265,316	2,265,316	1,025,215	2,142,565	2,301,628
BAILIFF SALARIES	511110	165,905	165,240	165,240	76,984	165,240	166,892
SALARIES-OVERTIME	511200	13,195	15,000	15,000	11,072	23,072	15,000
FICA	515100	172,901	187,087	187,087	85,084	178,214	189,991
RETIREMENT	515200	145,197	151,476	151,476	69,174	147,056	157,532
MEDICAL INSURANCE	515400	820,026	765,936	765,936	370,167	774,962	788,731
LIFE INSURANCE	515500	7,193	7,675	7,675	3,748	7,148	6,617
WORKERS COMP.	515600	5,871	3,755	3,755	3,755	3,755	4,044
Appropriations Unit: Personnel		3,422,285	3,561,485	3,561,485	1,645,199	3,442,012	3,630,435
DATA PROCESSING COSTS	521400	4,906	5,000	5,000	1,663	4,992	5,000
OTHER PROFESSIONAL SVCS.	521900	141,110	153,460	153,460	74,227	156,088	166,383
TELECOMMUNICATIONS	522500	69	200	200	29	200	200
OFFICE MACH/EQUIP MTNCE.	524200	915	3,500	3,500	0	3,500	3,500
TRANSCRIPTS	525100	8,358	11,000	11,000	3,465	9,000	9,000
JUROR'S FEES	527100	116,764	139,992	139,992	51,563	112,500	105,000
JURY EXPENSE	527150	1,898	3,500	3,500	1,778	3,428	3,500
WITNESS FEES	527200	2,371	5,000	5,000	0	3,000	3,000
INTERPRETERS EXPENSE	527230	111,182	98,800	98,800	58,243	122,320	101,230
DOCTOR FEES	527300	199,958	140,000	140,000	79,686	192,832	200,000
GUARDIAN LITEM FEES	527500	312,217	309,350	309,350	180,851	327,525	312,353
ATTORNEY FEES	527600	71,668	81,300	81,300	39,774	87,524	90,000
Appropriations Unit: Contractual		971,416	951,102	951,102	491,279	1,022,909	999,166
FURN/FIXT >300<5000	530010	3,408	4,000	4,000	828	4,000	4,000
POSTAGE	531100	1,805	3,500	3,500	885	3,000	3,500
OFFICE SUPPLIES	531200	34,447	36,449	36,449	19,094	36,449	36,449
PRINTING/DUPLICATION	531300	16,807	23,500	23,500	2,481	17,500	21,000
SUBSCRIPTIONS	532200	5,830	5,000	5,000	1,532	4,829	7,500
MILEAGE & TRAVEL	533900	3,811	1,500	1,500	893	3,100	1,500
STAFF DEVELOPMENT	543340	6,110	6,000	6,000	4,451	6,300	6,000
Appropriations Unit: Supplies		72,218	79,949	79,949	30,164	75,178	79,949
PUBLIC LIABILITY INS.	551300	12,139	12,196	12,196	12,196	12,196	12,815
PUBLIC OFFICIAL BOND	552250	227	252	252	0	252	0
SECURITIES BONDING	552300	2,052	3,110	3,110	1,050	2,073	1,050

Appropriations Unit:	Fixed Charges	14,418	15,558	15,558	13,246	14,521	13,865
Total Expense for Business Unit		4,480,337	4,608,094	4,608,094	2,179,888	4,554,620	4,723,415

BUSINESS UNIT:	REVENUE: CIRCUIT COURT
FUND: 100	BUSINESS UNIT #: 12100

Account Description:	OBJ:	(1) 2015 Actual	(2) 2016 Adopted Budget	(3) 2016 Budget Adopted & Modified 6/30	(4) 2016 Actual as of 6/30	(5) 2016 Projected at 12/31	(6) 2017 Proposed Operating and Capital Budget
SALE OF LEGAL BLANKS	441220	16	0	0	0	0	0
CHILD SUPPORT REVENUE	443450	514,208	470,000	470,000	0	470,000	450,000
INTERPRETER REVENUE	443560	48,351	54,000	54,000	9,462	53,821	54,000
CHAPTER 51 LEGAL FEES	443565	140	375	375	73	155	375
COUNTY ORDINANCE FINES	445020	163,908	191,000	191,000	211,994	211,994	151,800
IGNITION INTERLOCK SURCHARGE	445025	11,574	12,000	12,000	5,135	12,000	12,000
PENAL FINES FOR COUNTY	445040	25,353	28,000	28,000	8,721	23,000	28,000
MOTOR TRAFFIC FINES FOR CTY	445060	87,300	89,500	89,500	59,543	76,826	81,000
OVERLOAD FINES FOR COUNTY	445080	6,324	8,000	8,000	2,706	7,400	8,000
BOND DEFAULTS FOR COUNTY	445100	89,940	75,000	75,000	142,482	189,000	75,000
RESTITUTION FEES	445150	3,520	7,500	7,500	1,661	3,425	5,000
RESTITUTION ASSESSMENT 10%	445200	798	0	0	0	0	0
CO CLERK FEES	445500	15,960	15,000	15,000	7,080	14,200	15,000
OCC DRIVER LISC	445530	100	200	200	0	140	200
COURT FEES/COSTS	445590	220,199	235,000	235,000	92,265	220,602	225,000
COURTS ADMIN REVENUES	445600	21,890	35,000	35,000	14,079	32,000	32,000
IVD FILING FEES	445610	3,292	4,000	4,000	1,759	4,028	4,000
COURT FEES (100%)	445630	163,498	185,000	185,000	79,476	184,000	185,000
PROBATE FEES	445640	30,056	30,000	30,000	15,376	33,000	30,000
GAL REIMBURSEMENT	445650	98,987	147,500	147,500	62,116	150,000	147,500
GAL GRANT	445660	159,878	159,878	159,878	0	0	0
COURT SUPPORT GRANT	445670	589,541	589,541	589,541	294,718	752,112	752,112
CONCILIATION FEES	446300	76,946	82,000	82,000	42,086	83,000	82,000
JOINT CUSTODY MEDIATION	446310	19,755	12,000	12,000	10,017	13,500	12,000
INT. COURTS INVESTMENTS	448120	72,396	120,000	120,000	59,623	123,000	120,000
Appropriations Unit: Revenue		2,423,930	2,550,494	2,550,494	1,120,372	2,657,203	2,469,987
Total Funding for Business Unit		2,423,930	2,550,494	2,550,494	1,120,372	2,657,203	2,469,987

Total Expenses for Business Unit	4,480,337	4,608,094	4,608,094	2,179,888	4,554,620	4,723,415
Total Revenue for Business Unit	(2,423,930)	(2,550,494)	(2,550,494)	(1,120,372)	(2,657,203)	(2,469,987)
Total Levy for Business Unit	2,056,407	2,057,600			1,897,417	2,253,428

KENOSHA COUNTY
DEPARTMENT OF JUVENILE COURT INTAKE SERVICES
Court Attached Agency

MISSION STATEMENT

It is the mission of Kenosha County Juvenile Court Intake Services (JCIS) to act as the gatekeeper for the Juvenile Court by *independently* assessing all cases that come within the jurisdiction of the Court. Intake Workers respond in person 24/7, 365 days of the year. The types of cases that are included in this assessment process are juveniles who may be delinquent; who may be in need of protection and services (JIPS); and children who may be in need of protection and services (CHIPS). The department operates three main program areas that are all mandated by Wisconsin Statutes in Chapters 48 (the Children's Code) and 938 (the Juvenile Justice Code).

- **Court Referrals:** JCIS receives court referrals from all area law enforcement agencies, the Division of Children and Family Services, local school districts and other sources. On an annual basis, JCIS processes approximately 900 court referrals. Upon receipt of court referral, an Intake Worker attempts to meet in person with the juvenile and their family and makes a recommendation to the District Attorney's office concerning each case processed. Recommendations are divided into two categories: informal/diversion recommendations and formal/petition requests. By diverting cases from Court, an Intake Worker most often enters into Deferred Prosecution Agreements with families and the matters are then maintained outside of the formal court system. For those cases that cannot be diverted, the Intake Worker recommends that a formal petition be filed in Juvenile Court. The goal of JCIS is to annual divert at least 50% of the incoming referrals from formal court action.
- **Custody Intake:** Custody Intake Workers respond by phone and in person to physical custody requests from area law enforcement agencies, the Division of Children and Family Services and Juvenile Crisis. On an annual basis Juvenile Intake Services screens approximately 600 requests for physical custody and authorizes approximately 50% of those for court ordered placement. If an intake worker authorizes a physical custody request, he/she responds in person and takes temporary physical custody of the child/juvenile and places him/her in secure custody (such as Washington or Racine Co. Detention) or in non-secure custody (such as in foster care, shelter care, children's safe house, etc.,). An emergency court hearing is then conducted to review the placement the next business day. The court intake worker is responsible for providing the court with the necessary findings under Federal Law to continue the child/juvenile outside of his/her home.

- **Restitution and Community Service Work Program:** Approximately 200 informal and court ordered cases are referred to this JCIS program annually by Judges and Court Intake Workers. Youth who are referred to the program are matched with a worksite to complete their obligation. The program coordinator is responsible for victim notification in all delinquency court referrals, determining restitution if requested, monitoring a juvenile's compliance levels with the program. The coordinator is also responsible for providing all required information and necessary ongoing assistance to the victim(s) of each juvenile's act.

GOALS AND OBJECTIVES

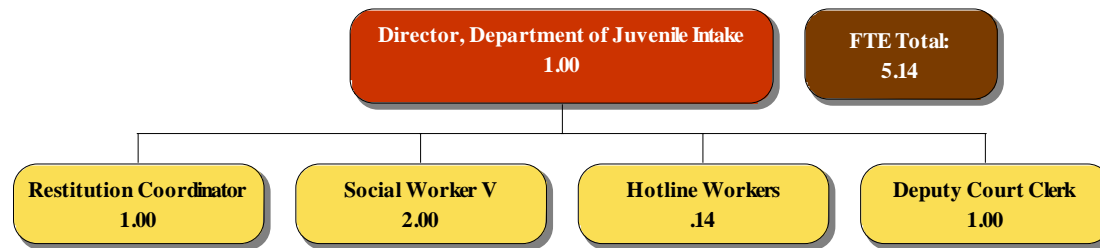
- To process all court referrals within the statutory time limits and appropriately divert 50% or more delinquency/JIPS cases from the formal court system.
- To thoroughly screen all requests for custody intake and to detain children and juveniles in the least restrictive type of placement whenever possible and available.
- To assist juveniles in completing their restitution and community service work obligations so that victims may recover their losses.
- To collect and analyze data of the department in order to report out findings in the Juvenile Justice Report.

JUVENILE INTAKE

DIVISION	POSITION TITLE	CLASS TYPE	2013	2014	2015	2016	2017
	DIRECTOR	NR-F/E7	1.00	1.00	1.00	1.00	1.00
	SOCIAL WORKER V	990P/NE10	2.00	2.00	2.00	2.00	2.00
	RESTITUTION COORDINATOR	990C/NE5	1.00	1.00	1.00	1.00	1.00
	DEPUTY COURT CLERK	NE2	0.00	0.00	0.00	1.00	1.00
	OFFICE ASSOCIATE	990C	1.00	1.00	1.00	0.00	0.00
	HOTLINE WORKERS	TEMP.	0.14	0.14	0.14	0.14	0.14
	DEPARTMENT TOTAL		5.14	5.14	5.14	5.14	5.14



County of Kenosha Juvenile Court Intake Services



DEPT/DIV: LAW ENFORCEMENT - JUVENILE INTAKE

	(1)	(2)	(3)	(4)	(5)	(6)
	2015	2016	2016 Budget	2016	2016	2017 Proposed
	Actual	Adopted	Adopted &	Actual	Projected	Operating and
		Budget	Modified 6/30	as of 6/30	at 12/31	Capital Budget
Personnel	504,833	505,879	505,879	250,697	506,399	519,405
Contractual	304,357	286,803	286,803	121,476	286,803	301,628
Supplies	4,292	5,441	5,441	1,133	5,441	5,441
Fixed Charges	3,352	3,365	3,365	3,365	3,365	3,505
Total Expenses for Business Unit	816,834	801,488	801,488	376,671	802,008	829,979
Total Revenue for Business Unit	(87,744)	(85,099)	(85,099)	(22,786)	(82,190)	(82,190)
Total Levy for Business Unit	729,090	716,389			719,818	747,789

DEPT/DIV: LAW ENFORCEMENT - JUVENILE INTAKE

BUSINESS UNIT: JUVENILE INTAKE SERVICES

FUND: 100 BUSINESS UNIT #: 12820

		(1)	(2)	(3)	(4)	(5)	(6)
		2015	2016	2016 Budget	2016	2016	2017 Proposed
Account Description:	OBJ:	Actual	Adopted Budget	Adopted & Modified 6/30	Actual as of 6/30	Projected at 12/31	Operating and Capital Budget
SALARIES	511100	334,381	345,853	345,853	164,280	345,853	349,713
SALARIES-OVERTIME	511200	4,680	6,000	6,000	2,347	6,000	6,000
SALARIES TEMPORARY	511500	0	0	0	520	520	0
FICA	515100	24,914	26,916	26,916	12,181	26,916	27,212
RETIREMENT	515200	21,124	21,808	21,808	10,217	21,808	22,683
MEDICAL INSURANCE	515400	107,028	94,406	94,406	50,834	94,406	101,958
LIFE INSURANCE	515500	1,209	1,291	1,291	713	1,291	1,496
WORKERS COMP.	515600	11,497	9,605	9,605	9,605	9,605	10,343
Appropriations Unit: Personnel		504,833	505,879	505,879	250,697	506,399	519,405
OTHER PROFESSIONAL SVCS.	521900	297,797	281,082	281,082	120,230	281,082	295,907
TELECOMMUNICATIONS	522500	1,387	997	997	504	997	997
PAGER SERVICE	522510	1,200	1,224	1,224	619	1,224	1,224
DIRECT LABOR EXPENSE	529910	3,973	3,500	3,500	123	3,500	3,500
Appropriations Unit: Contractual		304,357	286,803	286,803	121,476	286,803	301,628
OFFICE SUPPLIES	531200	1,257	1,257	1,257	421	1,257	1,257
PRINTING/DUPLICATION	531300	518	1,123	1,123	508	1,123	1,123
MILEAGE & TRAVEL	533900	1,907	2,346	2,346	184	2,346	2,346
STAFF DEVELOPMENT	543340	610	715	715	20	715	715
Appropriations Unit: Supplies		4,292	5,441	5,441	1,133	5,441	5,441
PUBLIC LIABILITY INS.	551300	2,752	2,765	2,765	2,765	2,765	2,905
OTHER INSURANCE	551900	600	600	600	600	600	600
Appropriations Unit: Fixed Charges		3,352	3,365	3,365	3,365	3,365	3,505
Total Expense for Busines Unit		816,834	801,488	801,488	376,671	802,008	829,979

BUSINESS UNIT:	REVENUE: JUVENILE INTAKE - SERVICES
FUND: 100	BUSINESS UNIT #: 12820

Account Description:	OBJ:	(1) 2015 Actual	(2) 2016 Adopted Budget	(3) 2016 Budget Adopted & Modified 6/30	(4) 2016 Actual as of 6/30	(5) 2016 Projected at 12/31	(6) 2017 Proposed Operating and Capital Budget
AODA PILOT GRANT	443490	64,473	54,500	54,500	0	54,500	54,500
SECURED DETENTION REVENUE	443790	23,271	30,599	30,599	22,786	27,690	27,690
Appropriations Unit: Revenue		87,744	85,099	85,099	22,786	82,190	82,190
Total Funding for Business Unit		87,744	85,099	85,099	22,786	82,190	82,190

Total Expenses for Business Unit	816,834	801,488	801,488	376,671	802,008	829,979
Total Revenue for Business Unit	(87,744)	(85,099)	(85,099)	(22,786)	(82,190)	(82,190)
Total Levy for Business Unit	729,090	716,389			719,818	747,789

This page left blank intentionally

KENOSHA JOINT SERVICES



YEAR 2017 BUDGET

SUBMITTED BY

Tom Genthner, Director
Joshua Nielsen, Assistant Director
Francine Hooper, Finance Assistant
Beverly Sebetic, Personnel Assistant

Vacant, Communications Manager
Rhonda Maney, Records Manager
Patrick Sepanski, Fleet Maintenance Manager
Mark McMullen, Evidence/Identification Manager

KENOSHA JOINT SERVICES



KENOSHA JOINT SERVICES BOARD (KJSB)

COUNTY REPRESENTATIVES

Supervisor Jeff Gentz, Board Chairman
County Executive's Chief of Staff, Jennie Tunkieicz
Supervisor Daniel Esposito

CITY REPRESENTATIVES

City Administrator Frank Pacetti
Police Chief Daniel Miskinis
City Alderman Rocco LaMacchia

MEMBER AT LARGE

Mark Modory

KENOSHA JOINT SERVICES

Overview

Introduction

Kenosha Joint Services is the result of a combined effort between city and county governments. It was established in 1982 as a separate government agency to provide the safety support services for the Kenosha City Police and Fire Departments, Kenosha County Sheriff's Department, and various other law enforcement and emergency services agencies.

A Board oversees the operation of Joint Services. It is comprised of seven individuals, three are county government representatives, three are city government representatives, and one is mutually chosen by the Mayor and County Board Chair. The Board employs a Director who is responsible for the day-to-day operation of Joint Services.

Joint Services is divided into six departments: Administration, Communications, Records, Fleet Maintenance, Evidence/Identification, and Information Technology. The organization is allocated eighty employees with the Communications and Records Departments being staffed 24 hours a day, 7 days a week basis.

Purpose

- Manage all 9-1-1 calls and other emergency and non-emergency calls for service for the Kenosha Police and Fire Departments, Kenosha County Sheriff's Department, and county fire and rescue agencies on a 24 hour a day, 7 day a week basis.
- Maintain all records pertaining to arrests, complaints, incidents and investigations for the Police and Sheriff's Departments and provide reports to citizens upon request on a 24 hour a day, 7 day a week basis.
- Prepare, maintain, and repair the fleet of Police and Sheriff's Department vehicles.
- Perform identification, evidence, and photographic processing for the Police and Sheriff's Departments; identify criminals through the use of physical evidence; and testify in court as to the physical evidence of a crime.
- Maintain the public safety software system that provides applications for Joint Services, the Police, Sheriff's, and Fire Departments in the form of Computer Aided Dispatch, Records Management System, Fleet Maintenance Wheels System, Evidence Property Module, Civil Process, the Jail Management System, the Mugshot system, the Mobile Data System, Automatic Vehicle Locator System, along with various interfaces to other systems with which information is exchanged.

KENOSHA JOINT SERVICES

Mission Statement

TO provide support services to the Kenosha Sheriff's Department, Kenosha Police Department, Kenosha Fire Department, and various other law enforcement and emergency services agencies in the form of dispatching, records keeping, evidence/identification functions, and fleet maintenance

TO promote city and county government by being efficient and effective in our services through thorough knowledge of the job, proactive planning, and professionalism in the performance of duties

TO enhance the performance of the services provided by the agencies we support by being cooperative, promotive, and involved in mutual planning processes

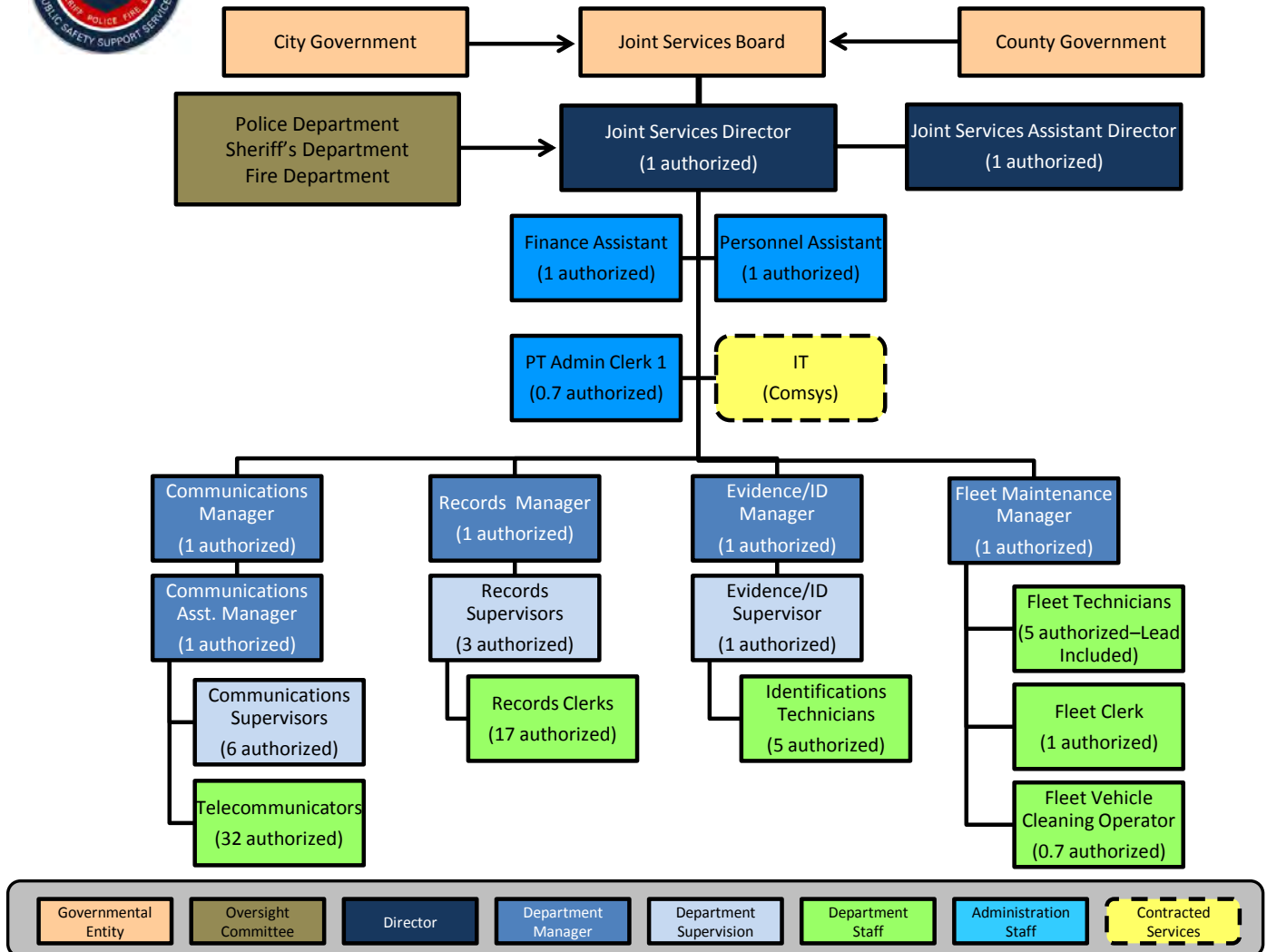
TO share in the concerns of the community by providing service to the citizens in a respectful manner and by offering information, guidance, and direction where possible

TO develop Joint Services employees into a team of working professionals by fostering an atmosphere of mutual respect, support, cooperation, and loyalty

KENOSHA JOINT SERVICES



Kenosha Joint Services—Organizational Chart



KENOSHA JOINT SERVICES

Authorized Full and Part-time Positions

Administration Department

(1) Director
(1) Assistant Director
(1) Finance Assistant
(1) Personnel Assistant
(1) Part-time Admin Clerk (.70)

Communications Department

(1) Manager
(1) Assistant Manager
(6) Supervisors
(32) Dispatchers

Records Department

(1) Manager
(3) Supervisors
(17) Records Clerks

Fleet Maintenance Department

(1) Manager
(1) Fleet Maintenance Clerk
(5) Automotive Technicians
(1) Part-time Car Washer (.70)

Evidence/Identification Department

(1) Manager
(1) Supervisor
(5) Identification Technicians

Total staffing: 81 positions

DEPT/DIV: LAW ENFORCEMENT - KENOSHA JOINT SERVICES

	(1) 2015 <u>Actual</u>	(2) 2016 Adopted <u>Budget</u>	(3) 2016 Budget Adopted & <u>Modified 6/30</u>	(4) 2016 Actual <u>as of 6/30</u>	(5) 2016 Projected <u>at 12/31</u>	(6) 2017 Proposed Operating and <u>Capital Budget</u>
Contractual	4,240,377	4,229,269	4,229,269	2,467,074	4,229,269	4,315,096
Outlay	900,667	635,000	862,158	154,975	862,158	0
Total Expenses for Business Unit	5,141,044	4,864,269	5,091,427	2,622,049	5,091,427	4,315,096
Total Revenue for Business Unit	(1,000,000)	(635,000)	(862,158)	0	(862,158)	0
Total Levy for Business Unit	4,141,044	4,229,269			4,229,269	4,315,096

DEPT/DIV: LAW ENFORCEMENT - KENOSHA JOINT SERVICES

BUSINESS UNIT: KENOSHA JOINT SERVICES

FUND: 100 BUSINESS UNIT #: 21550

Account Description:	OBJ:	(1) 2015 Actual	(2) 2016 Adopted Budget	(3) 2016 Budget Adopted & Modified 6/30	(4) 2016 Actual as of 6/30	(5) 2016 Projected at 12/31	(6) 2017 Proposed Operating and Capital Budget
JOINT SERVICES EXPENSE	529980	4,240,377	4,229,269	4,229,269	2,467,074	4,229,269	4,315,096
Appropriations Unit: Contractual		4,240,377	4,229,269	4,229,269	2,467,074	4,229,269	4,315,096
Total Expense for Business Unit		4,240,377	4,229,269	4,229,269	2,467,074	4,229,269	4,315,096

BUSINESS UNIT: KENOSHA JOINT SERVICES

FUND: 411 BUSINESS UNIT #: 21580

Account Description:	OBJ:	(1) 2015 Actual	(2) 2016 Adopted Budget	(3) 2016 Budget Adopted & Modified 6/30	(4) 2016 Actual as of 6/30	(5) 2016 Projected at 12/31	(6) 2017 Proposed Operating and Capital Budget
COMPUTER HARDWARE/SOFTWARE	581700	900,667	635,000	862,158	154,975	862,158	0
Appropriations Unit: Outlay		900,667	635,000	862,158	154,975	862,158	0
Total Expense for Business Unit		900,667	635,000	862,158	154,975	862,158	0

BUSINESS UNIT: REVENUE: KENOSHA JOINT SERVICES

FUND: 411 BUSINESS UNIT #: 21580

Account Description:	OBJ:	(1) 2015 Actual	(2) 2016 Adopted Budget	(3) 2016 Budget Adopted & Modified 6/30	(4) 2016 Actual as of 6/30	(5) 2016 Projected at 12/31	(6) 2017 Proposed Operating and Capital Budget
BONDING	440000	1,000,000	635,000	635,000	0	635,000	0
CARRYOVER	449980	0	0	227,158	0	227,158	0
Appropriations Unit: Revenue		1,000,000	635,000	862,158	0	862,158	0
Total Funding for Business Unit		1,000,000	635,000	862,158	0	862,158	0

Total Expenses for Business Unit	5,141,044	4,864,269	5,091,427	2,622,049	5,091,427	4,315,096
Total Revenue for Business Unit	(1,000,000)	(635,000)	(862,158)	0	(862,158)	0
Total Levy for Business Unit	4,141,044	4,229,269			4,229,269	4,315,096

This page left blank intentionally

KENOSHA COUNTY FACILITIES DIVISION

MISSION STATEMENT

It is the mission of the Kenosha County Facilities Division to improve all building and grounds maintenance operations, minimize operating costs and provide a clean, safe and productive work environment for staff and the public by pursuing the following ideas:

- **Selective Technological Application:** We are committed to investigating, recommending and implementing process/equipment technologies that will improve service quality/productivity and decrease maintenance/energy costs.
- **Work Process Definition:** To ensure consistent levels of service quality and productivity we will work to define and continuously improve our facilities maintenance work processes.
- **Customer Service:** We will work cooperatively with our customers to understand their needs and organize/develop our available resources (staff, equipment and supplies) and meet their expectations.
- **Proactive Approach to Building Maintenance:** Recognizing the cost-effectiveness of preventative maintenance – a culture will be developed within the Division that fosters a proactive approach to maintenance. Structured approaches for potential problem early-detection and resolution will be developed and utilized.
- **Sustainable Approach to Facilities Design and Maintenance:** Recognizing our visibility and responsibility in the Community to develop and maintain cost-effective, environmentally-friendly, energy efficient facilities – we will develop facilities design and maintenance programs consistent with these ideals.

Kenosha County's Facilities Division is committed to pursuing the continuous improvement of the methods we employ for building and grounds design and maintenance. The Division exists to cost-effectively protect and maximize the useful life of the public's capital investments while providing a secure, productive and energy efficient work environment.

PUBLIC WORKS & DEVELOPMENT SVS - DIV OF FACILITIES

DIVISION	POSITION TITLE	CLASS TYPE	2013	2014	2015	2016	2017
----------	----------------	------------	------	------	------	------	------

ADMINISTRATIVE

FACILITIES PROJECT ENGINEER	E7	0.00	0.00	0.00	1.00	1.00
PROJECT MANAGER OF FACILITIES	NR-F	1.00	1.00	1.00	0.00	0.00
MANAGER OF FACILITIES MAINT.	NR-F/E8	1.00	1.00	1.00	1.00	1.00
AREA TOTALS		2.00	2.00	2.00	2.00	2.00

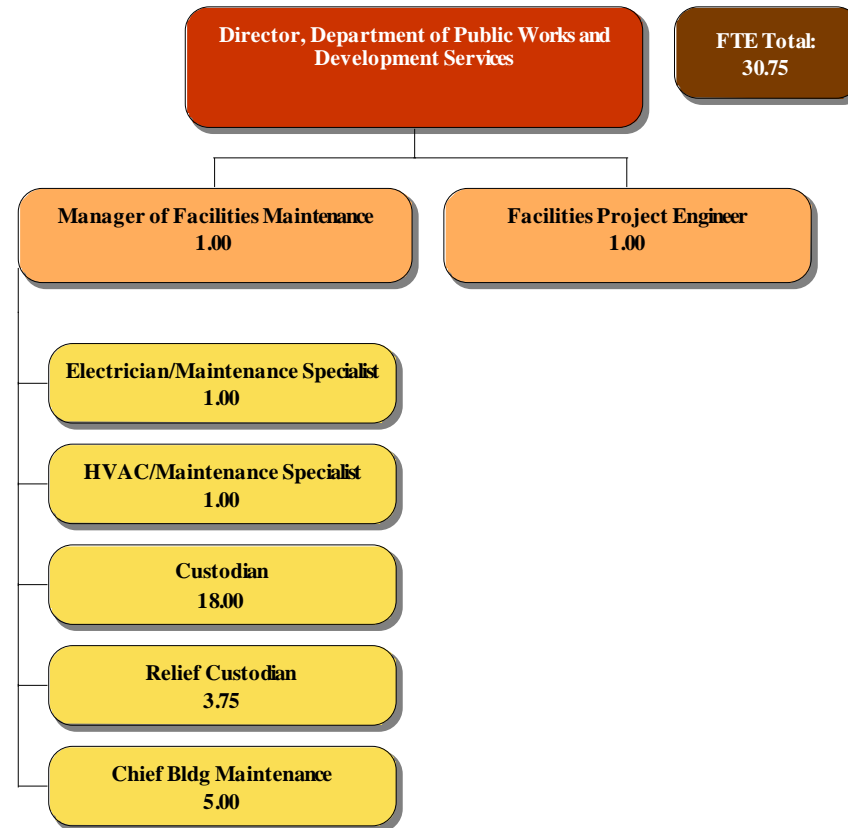
COURTHOUSE/KCDSS/KCC/KCAB/HOC/PRETRIAL/MOLINARO/PSB/HUMAN SERVICES

CHIEF BLDG MAINTENANCE	168/NE7	6.00	5.00	4.00	5.00	5.00
ELECTRICIAN/MAINTENANCE SPECIALIST	168/NE10	0.00	1.00	1.00	1.00	1.00
HVAC/MAINTENANCE SPECIALIST	168/NE10	0.00	1.00	1.00	1.00	1.00
RELIEF CUSTODIAN	168/NE5	4.00	3.00	4.00	3.00	3.75
CUSTODIAN	168/NE1	20.00	18.00	18.00	18.00	18.00
PART-TIME CUSTODIANS	168	0.80	1.00	1.00	0.00	0.00
AREA TOTALS		30.80	29.00	29.00	28.00	28.75
DIVISION TOTALS		32.80	31.00	31.00	30.00	30.75



County of Kenosha

Division of Facilities



DEPT/DIV: DEPARTMENT OF PUBLIC WORKS AND DEVELOPMENT SERVICES - FACILITIES

	(1) 2015 Actual	(2) 2016 Adopted Budget	(3) 2016 Budget Adopted & Modified 6/30	(4) 2016 Actual as of 6/30	(5) 2016 Projected at 12/31	(6) 2017 Proposed Operating and Capital Budget
Personnel	1,108,122	1,120,673	1,120,673	598,980	1,130,673	1,245,226
Contractual	1,412,127	1,435,500	1,517,917	657,917	1,472,021	1,475,500
Supplies	216,736	218,800	276,800	145,387	224,200	249,250
Fixed Charges	63,646	81,899	81,899	76,831	81,899	87,559
Outlay	1,254,452	2,085,500	2,727,888	425,297	2,035,173	1,970,000
Total Expenses for Business Unit	4,055,083	4,942,372	5,725,177	1,904,412	4,943,966	5,027,535
Total Revenue for Business Unit	(1,077,099)	(2,111,500)	(2,869,305)	(38,134)	(2,405,100)	(2,044,000)
Total Levy for Business Unit	2,977,984	2,830,872			2,538,866	2,983,535

DEPT/DIV: DEPARTMENT OF PUBLIC WORKS AND DEVELOPMENT SERVICES - FACILITIES

BUSINESS UNIT: FACILITIES

FUND: 100 BUSINESS UNIT #: 19400

		(1)	(2)	(3)	(4)	(5)	(6)
		2015	2016	2016 Budget	2016	2016	2017 Proposed
Account Description:	OBJ:	Actual	Adopted Budget	Adopted & Modified 6/30	Actual as of 6/30	Projected at 12/31	Operating and Capital Budget
SALARIES	511100	700,203	741,179	741,179	371,359	741,179	799,689
SALARIES-OVERTIME	511200	16,804	10,000	10,000	18,760	20,000	10,000
FICA	515100	53,518	58,995	58,995	28,574	58,995	63,472
RETIREMENT	515200	50,221	50,898	50,898	25,768	50,898	56,418
MEDICAL INSURANCE	515400	282,702	255,787	255,787	151,675	255,787	310,876
LIFE INSURANCE	515500	2,439	2,508	2,508	1,538	2,508	3,365
WORKERS COMP.	515600	2,235	1,306	1,306	1,306	1,306	1,406
Appropriations Unit: Personnel		1,108,122	1,120,673	1,120,673	598,980	1,130,673	1,245,226
UTILITIES	522200	1,100,025	1,090,000	1,090,000	484,268	1,090,000	1,100,000
TELECOMMUNICATIONS	522500	66,299	100,000	100,000	41,823	100,000	70,000
PAGER SERVICE	522510	734	500	500	423	500	500
GROUND IMPROVEMENTS	524500	320	15,000	15,000	4,993	15,000	10,000
BLDG./EQUIP. MTNCE.	524600	185,168	220,000	220,000	91,824	220,000	220,000
MISC. CONTRACTUAL SERV.	529900	49,492	10,000	40,000	28,065	40,000	60,000
Appropriations Unit: Contractual		1,402,038	1,435,500	1,465,500	651,396	1,465,500	1,460,500
MACHY/EQUIP >300<5000	530050	2,942	19,600	19,600	21,694	25,000	30,050
OFFICE SUPPLIES	531200	1,795	2,000	2,000	374	2,000	2,000
MILEAGE & TRAVEL	533900	68	200	200	0	200	200
BLDG. MTNCE./SUPPLIES	535600	208,420	190,000	190,000	123,013	190,000	200,000
MAJOR BUILDING MAINTENANCE	535700	0	5,000	15,000	0	5,000	15,000
SHOP TOOLS	536200	2,971	1,000	1,000	52	1,000	1,000
STAFF DEVELOPMENT	543340	540	1,000	49,000	254	1,000	1,000
Appropriations Unit: Supplies		216,736	218,800	276,800	145,387	224,200	249,250
INSURANCE ON BUILDINGS	551100	45,002	62,698	62,698	58,126	62,698	68,183
PUBLIC LIABILITY INS.	551300	13,140	13,201	13,201	13,201	13,201	13,872
BOILER INSURANCE	551500	5,504	6,000	6,000	5,504	6,000	5,504
Appropriations Unit: Fixed Charges		63,646	81,899	81,899	76,831	81,899	87,559
BUILDING IMPROVEMENTS	582200	0	0	0	750	0	0
Appropriations Unit: Outlay		0	0	0	750	0	0
Total Expense for Busines Unit		2,790,542	2,856,872	2,944,872	1,473,344	2,902,272	3,042,535

BUSINESS UNIT:	DIVISION OF FACILITIES - CAPITAL
FUND: 411	BUSINESS UNIT #: 19480

Account Description:	OBJ:	(1) 2015 Actual	(2) 2016 Adopted Budget	(3) 2016 Budget Adopted & Modified 6/30	(4) 2016 Actual as of 6/30	(5) 2016 Projected at 12/31	(6) 2017 Proposed Operating and Capital Budget
MACHY/EQUIP >5000	580050	36,206	35,000	39,126	34,799	109,500	49,500
LAND IMPROVEMENTS	582100	0	0	0	0	0	0
BUILDING IMPROVEMENTS	582200	158,598	1,550,500	1,888,762	375,173	375,173	1,920,500
PRCH/PLAN/DGSN/CONST/EQUIP	582250	1,059,648	500,000	800,000	14,575	1,550,500	0
Appropriations Unit: Outlay		1,254,452	2,085,500	2,727,888	424,547	2,035,173	1,970,000
Total Expense for Busines Unit		1,254,452	2,085,500	2,727,888	424,547	2,035,173	1,970,000

BUSINESS UNIT:	DIVISION OF FACILITIES - CIVIC CENTER - ACQUISITION & PARKING EXPANSION
FUND: 411	BUSINESS UNIT #: 19690

Account Description:	OBJ:	(1) 2015 Actual	(2) 2016 Adopted Budget	(3) 2016 Budget Adopted & Modified 6/30	(4) 2016 Actual as of 6/30	(5) 2016 Projected at 12/31	(6) 2017 Proposed Operating and Capital Budget
UTILITIES	522200	10,089	0	52,417	6,521	6,521	15,000
Appropriations Unit: Contractual		10,089	0	52,417	6,521	6,521	15,000
Total Expense for Busines Unit		10,089	0	52,417	6,521	6,521	15,000

BUSINESS UNIT:	REVENUE: DIVISION OF FACILITIES
FUND: 100	BUSINESS UNIT #: 19400

Account Description:	OBJ:	(1) 2015 Actual	(2) 2016 Adopted Budget	(3) 2016 Budget Adopted & Modified 6/30	(4) 2016 Actual as of 6/30	(5) 2016 Projected at 12/31	(6) 2017 Proposed Operating and Capital Budget
WI ENERGY EFFICIENCY & CONSERV	443890	10,000	0	0	0	243,600	0
PARKING SPACE LEASE	446455	21,617	26,000	26,000	11,269	26,000	24,000
CARRYOVER	449980	0	0	88,000	0	0	0
Appropriations Unit: Revenue		31,617	26,000	114,000	11,269	269,600	24,000

Total Funding for Business Unit	31,617	26,000	114,000	11,269	269,600	24,000
--	--------	--------	---------	--------	---------	--------

BUSINESS UNIT:	REVENUE: DIVISION OF FACILITIES - CAPITAL
FUND: 411	BUSINESS UNIT #: 19480

Account Description:	OBJ:	(1) 2015 Actual	(2) 2016 Adopted Budget	(3) 2016 Budget Adopted & Modified 6/30	(4) 2016 Actual as of 6/30	(5) 2016 Projected at 12/31	(6) 2017 Proposed Operating and Capital Budget
BONDING	440000	995,000	2,085,500	2,085,500	0	2,085,500	1,970,000
CARRYOVER	449980	0	0	617,388	0	0	0
Appropriations Unit: Revenue		995,000	2,085,500	2,702,888	0	2,085,500	1,970,000
Total Funding for Business Unit		995,000	2,085,500	2,702,888	0	2,085,500	1,970,000

BUSINESS UNIT:	REVENUE: DIV. OF FAC. - CIVIC CENTER - ACQUISITION & PARKING EXPANSION
FUND: 411	BUSINESS UNIT #: 19690

Account Description:	OBJ:	(1) 2015 Actual	(2) 2016 Adopted Budget	(3) 2016 Budget Adopted & Modified 6/30	(4) 2016 Actual as of 6/30	(5) 2016 Projected at 12/31	(6) 2017 Proposed Operating and Capital Budget
RENTAL INCOME	448550	50,482	0	0	26,865	50,000	50,000
CARRYOVER	449980	0	0	52,417	0	0	0
Appropriations Unit: Revenue		50,482	0	52,417	26,865	50,000	50,000
Total Funding for Business Unit		50,482	0	52,417	26,865	50,000	50,000

Total Expenses for Business Unit	4,055,083	4,942,372	5,725,177	1,904,412	4,943,966	5,027,535
Total Revenue for Business Unit	(1,077,099)	(2,111,500)	(2,869,305)	(38,134)	(2,405,100)	(2,044,000)
Total Levy for Business Unit	2,977,984	2,830,872			2,538,866	2,983,535

2017 CAPITAL OUTLAY

DEPARTMENT	FUND	BUS. UNIT	OBJ.	ITEM/DESCRIPTION	QNTY	PROPOSED OUTLAY BUDGET
DPW - Facilities	411	19480	580050	Branch Jury Chairs		\$5,000
DPW - Facilities	411	19480	580050	Replace Ice Machine		\$5,000
DPW - Facilities	411	19480	580050	Bookshelves		\$7,500
DPW - Facilities	411	19480	580050	Stand-On Auto scrubber	2	\$14,000
DPW - Facilities	411	19480	580050	Snow Removal Equipment		\$18,000
DPW - Facilities	411	19480	582200	Add Cooling Tower Water System		\$8,000
DPW - Facilities	411	19480	582200	Replace Carpet KCDC Administration		\$10,000
DPW - Facilities	411	19480	582200	Upgrade H-Dorm Shower Controls - KCDC		\$10,000
DPW - Facilities	411	19480	582200	Admin/Employee Door Replacements - PreTrial		\$12,000
DPW - Facilities	411	19480	582200	Replace Sidewalks - Parking Structure		\$13,000
DPW - Facilities	411	19480	582200	Waterproof Showers in Z-Dorm - PreTrial		\$13,000
DPW - Facilities	411	19480	582200	Replace Makeup Air Unit		\$15,000
DPW - Facilities	411	19480	582200	Install Remote Emergency Power Monitors to Towers	3	\$15,000
DPW - Facilities	411	19480	582200	Replace Carpet in Circuit Court		\$24,000
DPW - Facilities	411	19480	582200	Replace Fire Alarm Panels	4	\$71,500
Included in Capital Outlay/Project Plan > \$5,000 < \$25,000 Funded with Bonding						\$241,000
DPW - Facilities	411	19480	582200	Upgrade Tracer Software		\$29,000
DPW - Facilities	411	19480	582200	Building Shell - PreTrail		\$50,000
DPW - Facilities	411	19480	582200	HVAC Units		\$100,000
DPW - Facilities	411	19480	582200	Replace Highway Department Fuel System		\$250,000
DPW - Facilities	411	19480	582200	Renovation of Courtrooms		\$450,000
DPW - Facilities	411	19480	582200	Roof Replacements - Various Buildings		\$550,000
DPW - Facilities	411	19480	582250	Civic Center - Development Projects		\$300,000
Included in Capital Outlay/Project Plan > \$25,000 Funded with Bonding						\$1,729,000

Personnel costs maybe capitalized as part of IT and Facilities projects

DEPT/DIV: DEPARTMENT OF PUBLIC WORKS AND DEVELOPMENT SERVICES - FACILITIES - SAFETY BLDG

	(1) 2015 Actual	(2) 2016 Adopted Budget	(3) 2016 Budget Adopted & Modified 6/30	(4) 2016 Actual as of 6/30	(5) 2016 Projected at 12/31	(6) 2017 Proposed Operating and Capital Budget
Personnel	562,809	534,478	534,478	260,426	534,478	597,525
Contractual	703,163	829,440	829,440	382,207	829,440	801,440
Supplies	81,811	81,400	81,400	35,114	81,400	87,250
Fixed Charges	36,390	49,801	49,801	30,349	49,801	31,729
Outlay	67,523	288,600	502,548	0	500,000	332,900
Total Expenses for Business Unit	1,451,696	1,783,719	1,997,667	708,096	1,995,119	1,850,844
Total Revenue for Business Unit	(1,181,930)	(1,254,892)	(1,425,840)	(414,965)	(1,254,892)	(1,326,758)
Total Levy for Business Unit	269,766	528,827			740,227	524,086

DEPT/DIV: DEPARTMENT OF PUBLIC WORKS AND DEVELOPMENT SERVICES - FACILITIES - SAFETY BLDG

BUSINESS UNIT: FACILITIES - SAFETY BUILDING

FUND: 100 BUSINESS UNIT #: 19520

		(1)	(2)	(3)	(4)	(5)	(6)
		2015	2016	2016 Budget	2016	2016	2017 Proposed
Account Description:	OBJ:	Actual	Adopted Budget	Adopted & Modified 6/30	Actual as of 6/30	Projected at 12/31	Operating and Capital Budget
SALARIES	511100	357,709	364,899	364,899	162,159	364,899	391,860
SALARIES-OVERTIME	511200	7,529	10,000	10,000	2,172	10,000	10,000
FICA	515100	26,914	28,679	28,679	12,090	28,679	30,744
RETIREMENT	515200	24,750	23,063	23,063	10,811	23,063	24,948
MEDICAL INSURANCE	515400	131,579	96,899	96,899	62,480	96,899	127,735
LIFE INSURANCE	515500	1,207	1,055	1,055	831	1,055	1,595
WORKERS COMP.	515600	13,121	9,883	9,883	9,883	9,883	10,643
Appropriations Unit: Personnel		562,809	534,478	534,478	260,426	534,478	597,525
UTILITIES	522200	515,068	545,000	545,000	251,797	545,000	530,000
TELECOMMUNICATIONS	522500	36,166	48,000	48,000	22,248	48,000	45,000
REFUSE PICK-UP	522900	12,742	15,000	15,000	9,107	15,000	15,000
GROUNDS & GROUNDS IMPROVEMENTS	524500	0	1,000	1,000	0	1,000	1,000
BLDG./EQUIP. MTNCE.	524600	85,191	130,000	130,000	63,722	130,000	115,000
MISC. CONTRACTUAL SERV.	529900	1,470	0	0	6,976	0	5,000
Appropriations Unit: Contractual		650,637	739,000	739,000	353,850	739,000	711,000
MACHY/EQUIP >300<5000	530050	3,954	9,900	9,900	0	9,900	5,750
OFFICE SUPPLIES	531200	0	200	200	0	200	200
BLDG. MTNCE./SUPPLIES	535600	77,093	70,000	70,000	35,114	70,000	80,000
SHOP TOOLS	536200	734	800	800	0	800	800
STAFF DEVELOPMENT	543340	30	500	500	0	500	500
Appropriations Unit: Supplies		81,811	81,400	81,400	35,114	81,400	87,250
INSURANCE ON BUILDINGS	551100	28,540	41,750	41,750	22,475	41,750	23,599
PUBLIC LIABILITY INS.	551300	5,027	5,051	5,051	5,051	5,051	5,307
BOILER INSURANCE	551500	2,823	3,000	3,000	2,823	3,000	2,823
Appropriations Unit: Fixed Charges		36,390	49,801	49,801	30,349	49,801	31,729
Total Expense for Busines Unit		1,331,647	1,404,679	1,404,679	679,739	1,404,679	1,427,504

BUSINESS UNIT:	DIVISION OF FACILITIES - SAFETY BUILDING - CAPITAL						
FUND: 411	BUSINESS UNIT #: 19580						

Account Description:	OBJ:	(1) 2015 Actual	(2) 2016 Adopted Budget	(3) 2016 Budget Adopted & Modified 6/30	(4) 2016 Actual as of 6/30	(5) 2016 Projected at 12/31	(6) 2017 Proposed Operating and Capital Budget
MACHY/EQUIP >5000	580050	22,327	0	0	0	500,000	0
MOTORIZED VEHICLES	581390	0	45,000	45,000	0	0	0
BUILDING IMPROVEMENTS	582200	45,196	243,600	457,548	0	0	332,900
Appropriations Unit: Outlay		67,523	288,600	502,548	0	500,000	332,900
Total Expense for Business Unit		67,523	288,600	502,548	0	500,000	332,900

BUSINESS UNIT:	DIVISION OF FACILITIES - EMERGENCY 9-1-1						
FUND: 100	BUSINESS UNIT #: 24600						

Account Description:	OBJ:	(1) 2015 Actual	(2) 2016 Adopted Budget	(3) 2016 Budget Adopted & Modified 6/30	(4) 2016 Actual as of 6/30	(5) 2016 Projected at 12/31	(6) 2017 Proposed Operating and Capital Budget
MISC. CONTRACTUAL SERV.	529900	52,526	90,440	90,440	28,357	90,440	90,440
Appropriations Unit: Contractual		52,526	90,440	90,440	28,357	90,440	90,440
Total Expense for Business Unit		52,526	90,440	90,440	28,357	90,440	90,440

BUSINESS UNIT:	REVENUE: DIVISION OF FACILITIES - SAFETY BUILDING						
FUND: 100	BUSINESS UNIT #: 19520						

Account Description:	OBJ:	(1) 2015 Actual	(2) 2016 Adopted Budget	(3) 2016 Budget Adopted & Modified 6/30	(4) 2016 Actual as of 6/30	(5) 2016 Projected at 12/31	(6) 2017 Proposed Operating and Capital Budget
JAIL TRAFFIC FINES	445030	284,452	280,000	280,000	119,305	280,000	280,000
SAFETY BLDG MAINTENANCE REV.	445860	760,878	686,292	686,292	295,660	686,292	713,858
Appropriations Unit: Revenue		1,045,330	966,292	966,292	414,965	966,292	993,858
Total Funding for Business Unit		1,045,330	966,292	966,292	414,965	966,292	993,858

BUSINESS UNIT:	REVENUE: DIVISION OF FACILITIES - SAFETY BUILDING - CAPITAL
FUND: 411	BUSINESS UNIT #: 19580

Account Description:	OBJ:	(1) 2015 Actual	(2) 2016 Adopted Budget	(3) 2016 Budget Adopted & Modified 6/30	(4) 2016 Actual as of 6/30	(5) 2016 Projected at 12/31	(6) 2017 Proposed Operating and Capital Budget
BONDING	440000	136,600	288,600	288,600	0	288,600	332,900
CARRYOVER	449980	0	0	170,948	0	0	0
Appropriations Unit: Revenue		136,600	288,600	459,548	0	288,600	332,900
Total Funding for Business Unit		136,600	288,600	459,548	0	288,600	332,900

Total Expenses for Business Unit	1,451,696	1,783,719	1,997,667	708,096	1,995,119	1,850,844
Total Revenue for Business Unit	(1,181,930)	(1,254,892)	(1,425,840)	(414,965)	(1,254,892)	(1,326,758)
Total Levy for Business Unit	269,766	528,827			740,227	524,086

2017 CAPITAL OUTLAY

DEPARTMENT	FUND	BUS. UNIT	OBJ.	ITEM/DESCRIPTION	QNTY	PROPOSED OUTLAY BUDGET
DPW - Facilities - Safety Bldg	411	19580	582200	HVAC Air Compressor		\$8,000
DPW - Facilities - Safety Bldg	411	19580	582200	Connect IDF Closets to Generator		\$6,000
DPW - Facilities - Safety Bldg	411	19580	582200	Upgrade INET Door Controllers	2	\$6,400
DPW - Facilities - Safety Bldg	411	19580	582200	Replace Sallyport Doors	2	\$8,000
DPW - Facilities - Safety Bldg	411	19580	582200	Replace Spill Bucket for Fuel Tanks		\$20,000
Included in Capital Outlay/Project Plan > \$5,000 < \$25,000 Funded with Bonding						\$48,400
DPW - Facilities - Safety Bldg	411	19580	582200	Replace Air Handling Unit #1		\$34,500
DPW - Facilities - Safety Bldg	411	19580	582200	New Public Safety Communications Tower		\$250,000
Included in Capital Outlay/Project Plan > \$25,000 Funded with Bonding						\$284,500

DEPT/DIV: DEPARTMENT OF PUBLIC WORKS AND DEVELOPMENT SERVICES - FAC. - HUMAN SERVICES BLDG

	(1) 2015 Actual	(2) 2016 Adopted Budget	(3) 2016 Budget Adopted & Modified 6/30	(4) 2016 Actual as of 6/30	(5) 2016 Projected at 12/31	(6) 2017 Proposed Operating and Capital Budget
Personnel	262,760	264,232	264,232	114,405	264,232	249,210
Contractual	356,230	392,000	392,000	192,583	392,000	397,000
Supplies	58,632	66,560	66,560	24,181	66,560	71,300
Fixed Charges	6,471	9,713	10,798	10,798	10,798	11,446
Outlay	0	109,500	85,500	23,094	109,500	121,000
Cost Allocation	(619,385)	(732,505)	(732,505)	0	(732,505)	(728,956)
Total Expenses for Business Unit	64,708	109,500	86,585	365,061	110,585	121,000
Total Revenue for Business Unit	(44,000)	(109,500)	(153,500)	0	(109,500)	(121,000)
Total Levy for Business Unit	20,708	0			1,085	0

DEPT/DIV: DEPARTMENT OF PUBLIC WORKS AND DEVELOPMENT SERVICES - FAC. - HUMAN SERVICES BLDG

BUSINESS UNIT: DIVISION OF FACILITIES - HUMAN SERVICES BUILDING

FUND: 202 BUSINESS UNIT #: 53985

		(1)	(2)	(3)	(4)	(5)	(6)
		2015	2016	2016 Budget	2016	2016	2017 Proposed
Account Description:	OBJ:	Actual	Adopted Budget	Adopted & Modified 6/30	Actual as of 6/30	Projected at 12/31	Operating and Capital Budget
SALARIES	511100	160,398	168,658	168,658	73,075	168,658	171,316
SALARIES-OVERTIME	511200	9,024	9,000	9,000	5,463	9,000	9,000
FICA	515100	12,494	13,592	13,592	5,967	13,592	13,794
RETIREMENT	515200	11,512	11,726	11,726	5,277	11,726	12,262
MEDICAL INSURANCE	515400	68,656	60,562	60,562	24,319	60,562	42,321
LIFE INSURANCE	515500	676	694	694	304	694	517
Appropriations Unit: Personnel		262,760	264,232	264,232	114,405	264,232	249,210
UTILITIES	522200	236,621	270,000	270,000	115,328	270,000	270,000
TELECOMMUNICATIONS	522500	84,449	80,000	80,000	53,216	80,000	85,000
REFUSE PICK-UP	522900	7,627	7,000	7,000	4,031	7,000	7,000
BLDG./EQUIP. MTNCE.	524600	27,533	35,000	35,000	20,008	35,000	35,000
Appropriations Unit: Contractual		356,230	392,000	392,000	192,583	392,000	397,000
MACHY/EQUIP >300<5000	530050	10,023	4,060	4,060	860	4,060	10,800
BLDG. MTNCE./SUPPLIES	535600	48,609	62,000	62,000	23,321	62,000	60,000
STAFF DEVELOPMENT	543340	0	500	500	0	500	500
Appropriations Unit: Supplies		58,632	66,560	66,560	24,181	66,560	71,300
INSURANCE ON BUILDINGS	551100	6,471	9,713	10,798	10,798	10,798	11,446
Appropriations Unit: Fixed Charges		6,471	9,713	10,798	10,798	10,798	11,446
MACHY/EQUIP >5000	580050	0	0	9,500	0	0	0
Appropriations Unit: Outlay		0	0	9,500	0	0	0
INTERDIVISIONAL CHARGES	591000	(633,385)	(732,505)	(732,505)	0	(732,505)	(728,956)
OPERATING TRANSFER OUT	599991	14,000	0	0	0	0	0
Appropriations Unit: Cost Allocation		(619,385)	(732,505)	(732,505)	0	(732,505)	(728,956)
Total Expense for Busines Unit		64,708	0	10,585	341,967	1,085	0

BUSINESS UNIT:	DIVISION OF FACILITIES - HUMAN SERVICES BUILDING - CAPITAL						
FUND: 204	BUSINESS UNIT #: 53986						

		(1)	(2)	(3)	(4)	(5)	(6)
Account Description:	OBJ:	2015 Actual	2016 Adopted Budget	2016 Budget Adopted & Modified 6/30	2016 Actual as of 6/30	2016 Projected at 12/31	2017 Proposed Operating and Capital Budget
BUILDING IMPROVEMENTS	582200	0	109,500	76,000	23,094	109,500	121,000
Appropriations Unit:	Outlay	0	109,500	76,000	23,094	109,500	121,000
Total Expense for Business Unit		0	109,500	76,000	23,094	109,500	121,000

BUSINESS UNIT:	REVENUE: DIVISION OF FACILITIES - HUMAN SERVICES BUILDING - CAPITAL						
FUND: 202	BUSINESS UNIT #: 53985						

		(1)	(2)	(3)	(4)	(5)	(6)
Account Description:	OBJ:	2015 Actual	2016 Adopted Budget	2016 Budget Adopted & Modified 6/30	2016 Actual as of 6/30	2016 Projected at 12/31	2017 Proposed Operating and Capital Budget
BONDING	440000	0	9,500	9,500	0	9,500	0
Appropriations Unit:	Revenue	0	9,500	9,500	0	9,500	0
Total Funding for Business Unit		0	9,500	9,500	0	9,500	0

BUSINESS UNIT:	REVENUE: DIVISION OF FACILITIES - HUMAN SERVICES BUILDING - CAPITAL						
FUND: 204	BUSINESS UNIT #: 53986						

		(1)	(2)	(3)	(4)	(5)	(6)
Account Description:	OBJ:	2015 Actual	2016 Adopted Budget	2016 Budget Adopted & Modified 6/30	2016 Actual as of 6/30	2016 Projected at 12/31	2017 Proposed Operating and Capital Budget
BONDING	440000	0	100,000	100,000	0	100,000	121,000
OPERATING TRANSFER IN	449991	44,000	0	44,000	0	0	0
Appropriations Unit:	Revenue	44,000	100,000	144,000	0	100,000	121,000
Total Funding for Business Unit		44,000	100,000	144,000	0	100,000	121,000

Total Expenses for Business Unit	64,708	109,500	86,585	365,061	110,585	121,000
Total Revenue for Business Unit	(44,000)	(109,500)	(153,500)	0	(109,500)	(121,000)
Total Levy for Business Unit	20,708	0			1,085	0

2017 CAPITAL OUTLAY

DEPARTMENT	FUND	BUS.	OBJ.	ITEM/DESCRIPTION	QNTY	PROPOSED OUTLAY BUDGET
		UNIT				
DPW - Facilities - DHS Bldg	203	53986	582200	Replace Entrance A Doors		\$6,000
DPW - Facilities - DHS Bldg	203	53986	582200	Install Instant Hot Water Heaters	11	\$15,000
				Included in Capital Outlay/Project Plan > \$5,000 < \$25,000 Funded with Bonding		\$21,000
DPW - Facilities - DHS Bldg	411	53986	582200	Generator		\$100,000
				Included in Capital Outlay/Project Plan > \$25,000 Funded with Bonding		\$100,000

This page left blank intentionally

KENOSHA COUNTY GOLF DIVISION

MISSION STATEMENT

It is the mission of the Kenosha County Golf Division to continually strive for improvement in all golf course operations, minimize operating costs, provide a quality golfing experience and enhance the life quality for our citizens by pursuing the following ideals:

- **Golf as Bridge to Environmental Awareness:** Golf permits people of all ages to play in beautiful outdoor settings, something our fast-paced, technology-centered society has drifted from. Golf can assist in reconnecting us to, and raise our awareness of, our environment.
- **Golf as Life-Long Recreation:** Golf is one of a limited set of activities that can provide both mental and physical benefits from early youth, well into our senior years - enhancing mental/physical condition and overall quality of life.
- **Public/Private Cooperation:** To enhance our local golf economy, we must do our part to promote Kenosha's reputation as a regional golf destination. We will work to encourage golfers from outside our immediate community to sample the many diverse, high-quality and affordable courses Kenosha County is home to.
- **Make Golf Accessible:** With 63 holes and 2 separate facilities - we have the resources for everyone to enjoy golf – from the “first-timer” to the seasoned player. There is community value in providing a full-range of golf opportunities, not only courses that challenge seasoned players, but welcoming and unintimidating options for beginners as well.
- **Youth Participation:** We continue to form partnerships with schools/colleges and community recreational organizations to expose and encourage youth to add golf to their recreation options.

Kenosha County's Golf Course Division is a customer-centered entity, pursuing continuous process improvement in all golf operations, a visible representation of the quality, efficiency, and creativity our community has to offer.

PUBLIC WORKS & DEVELOPMENT SVS - DIV OF GOLF

DIVISION	POSITION TITLE	CLASS TYPE	2013	2014	2015	2016	2017
----------	----------------	------------	------	------	------	------	------

ADMINISTRATIVE

GOLF OPERATIONS DIRECTOR	E10	0.00	0.00	0.00	1.00	1.00
GENERAL MANAGER - GOLF OPERATIONS	NR-F	1.00	1.00	1.00	0.00	0.00
AREA TOTAL		1.00	1.00	1.00	1.00	1.00

GOLF

GOLF COURSE CONDITIONS SUPV	NR-E	1.00	1.00	0.00	0.00	0.00	*
GROUNDS SUPERVISOR - BRIGHTONDALE	E5	0.00	0.00	0.00	1.00	1.00	
GROUNDS SUPERVISOR	NR-C	1.00	1.00	1.00	0.00	0.00	
GROUNDS SUPERVISOR - PETRIFYING SPRINGS	E5	0.00	0.00	1.00	1.00	1.00	
ASSISTANT GROUNDS SUPERVISOR	NR-A/E2	0.00	0.00	1.00	1.00	1.00	*
HEAD GOLF PROFESSIONAL	E2	0.00	0.00	0.00	1.00	1.00	
GOLF CLUBHOUSE MANAGER	E1	0.00	0.00	0.00	0.00	1.00	
GOLF COORDINATOR/SUPERVISOR	NR-AA	1.00	1.00	1.00	0.00	0.00	
AREA TOTAL		3.00	3.00	4.00	4.00	5.00	

MAINTENANCE

OPERATIONS TECH PARK	1090	0.75	0.75	0.00	0.00	0.00
GROUNDS TEAM LEADER	1090/E1	1.00	1.00	1.00	1.00	1.00
AREA TOTAL		1.75	1.75	1.00	1.00	1.00

SEASONAL

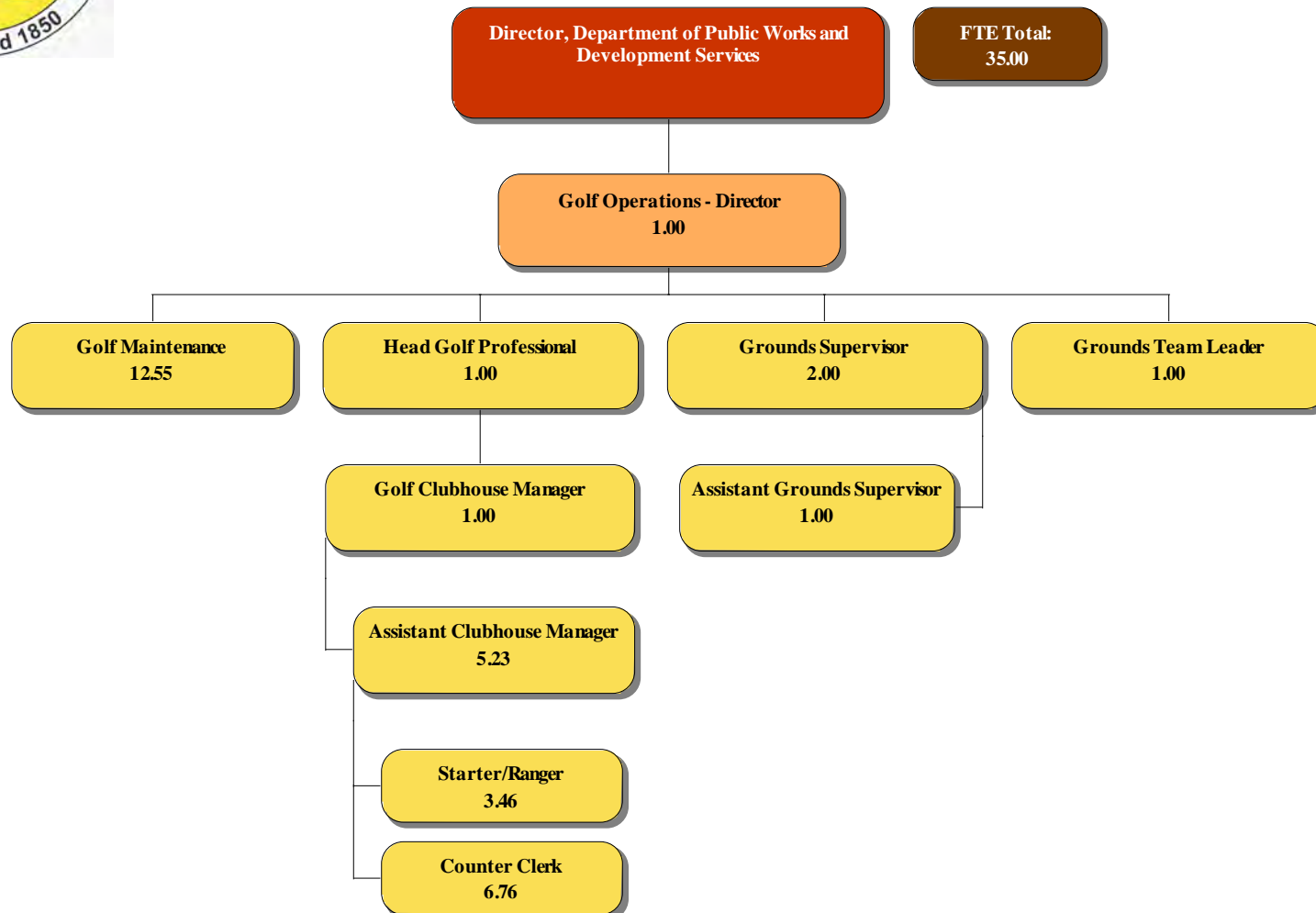
ASSISTANT CLUBHOUSE MGR/GOLF PROF.	SEASONAL	5.37	5.17	4.88	4.88	5.23
STARTER/RANGER	SEASONAL	3.59	4.31	4.31	4.31	3.46
COUNTER CLERK	SEASONAL	6.70	7.42	7.76	7.76	6.76
GOLF MAINTENANCE	SEASONAL	12.02	11.26	11.16	12.55	12.55
WORK CREW COORDINATOR	SEASONAL	1.63	1.58	1.44	0.00	0.00
CLERICAL	SEASONAL	0.19	0.19	0.19	0.00	0.00
AREA TOTAL		29.50	29.93	29.74	29.50	28.00
DIVISION TOTAL		35.25	35.68	35.74	35.50	35.00

* Golf Course Conditions Supervisor title changed to Assistant Grounds Supervisor



County of Kenosha

Division of Golf



DEPT/DIV: DEPARTMENT OF PUBLIC WORKS AND DEVELOPMENT SERVICES - GOLF

	(1) 2015 Actual	(2) 2016 Adopted Budget	(3) 2016 Budget Adopted & Modified 6/30	(4) 2016 Actual as of 6/30	(5) 2016 Projected at 12/31	(6) 2017 Proposed Operating and Capital Budget
Personnel	1,385,824	1,520,040	1,520,040	654,861	1,520,040	1,652,673
Contractual	198,885	206,800	206,800	45,060	196,800	216,600
Supplies	781,834	847,000	847,000	385,515	847,000	847,850
Fixed Charges	206,021	167,067	167,067	76,669	167,067	161,841
Outlay	432,864	1,328,240	1,467,535	1,000,663	1,467,535	440,000
Cost Allocation	15,674	0	0	0	0	0
Debt Service	12,285	0	0	0	0	0
Total Expenses for Business Unit	3,033,387	4,069,147	4,208,442	2,162,768	4,198,442	3,318,964
Total Revenue for Business Unit	(3,333,420)	(4,069,147)	(4,208,442)	(1,330,744)	(4,308,442)	(3,318,964)
Total Levy for Business Unit	(300,033)	0			(110,000)	0

DEPT/DIV: DEPARTMENT OF PUBLIC WORKS AND DEVELOPMENT SERVICES - GOLF

BUSINESS UNIT: DIVISION OF GOLF

FUND: 640 BUSINESS UNIT #: 64100

Account Description:	OBJ:	(1)	(2)	(3)	(4)	(5)	(6)
		2015 Actual	2016 Adopted Budget	2016 Budget Adopted & Modified 6/30	2016 Actual as of 6/30	2016 Projected at 12/31	2017 Proposed Operating and Capital Budget
SALARIES	511100	314,900	378,639	378,639	168,134	378,639	435,553
SALARIES-OVERTIME	511200	0	5,000	5,000	0	5,000	5,000
SALARIES TEMPORARY	511500	660,138	698,200	698,200	270,056	698,200	732,600
FICA	515100	73,103	82,762	82,762	33,087	82,762	89,746
RETIREMENT	515200	54,019	54,121	54,121	24,839	54,121	52,296
MEDICAL INSURANCE	515400	121,167	128,250	128,250	67,413	128,250	161,595
LIFE INSURANCE	515500	1,319	1,526	1,526	742	1,526	1,468
WORKERS COMP.	515600	43,422	27,664	27,664	27,664	27,664	29,790
UNEMPLOYMENT COMP.	515800	78,491	105,000	105,000	43,491	105,000	105,000
INTERDEPARTMENTAL CHARGES	519990	39,265	38,878	38,878	19,435	38,878	39,625
Appropriations Unit: Personnel		1,385,824	1,520,040	1,520,040	654,861	1,520,040	1,652,673
DATA PROCESSING COSTS	521400	56,310	33,000	33,000	0	33,000	50,000
UTILITIES	522200	78,386	95,000	95,000	18,998	85,000	90,000
TELECOMMUNICATIONS	522500	7,386	10,000	10,000	3,343	10,000	10,000
BLDG./EQUIP. MTNCE.	524600	5,314	7,000	7,000	5,265	7,000	7,000
MISC. CONTRACTUAL SERV.	529900	51,489	61,800	61,800	17,454	61,800	59,600
Appropriations Unit: Contractual		198,885	206,800	206,800	45,060	196,800	216,600
MACHY/EQUIP >300<5000	530050	21,099	14,300	14,300	2,347	14,300	9,800
POSTAGE	531100	181	300	300	289	300	300
OFFICE SUPPLIES	531200	2,992	2,500	2,500	548	2,500	2,500
LICENSES/PERMITS	531920	1,677	1,800	1,800	1,391	1,800	1,800
ADVERTISING	532600	19,435	30,000	30,000	15,355	30,000	30,000
MILEAGE & TRAVEL	533900	0	500	500	0	500	500
CONCESSION STOCK	534310	302,611	290,000	290,000	134,934	290,000	300,000
CONCESSION SUPPLY	534320	22,567	25,000	25,000	16,348	25,000	25,000
JR. GOLF PROGRAM	534380	2,088	2,000	2,000	134	2,000	2,500
PERS. PROTECT. EQUIP.	534640	1,812	9,000	9,000	1,989	9,000	9,000
OTHER OPERATING SUPPLIES	534900	228,027	265,000	265,000	154,955	265,000	265,000
GAS/OIL/ETC	535100	76,186	110,000	110,000	21,354	110,000	105,000
MOTOR VEHICLES PARTS	535200	68,946	60,000	60,000	25,479	60,000	60,000
BLDG. MTNCE./SUPPLIES	535600	28,905	25,000	25,000	7,178	25,000	25,000
STAFF DEVELOPMENT	543340	5,308	11,600	11,600	3,214	11,600	11,450
Appropriations Unit: Supplies		781,834	847,000	847,000	385,515	847,000	847,850

INSURANCE ON BUILDINGS	551100	7,536	12,176	12,176	7,037	12,176	7,458
PUBLIC LIABILITY INS.	551300	2,447	2,458	2,458	2,458	2,458	2,583
SECURITIES BONDING	552300	616	933	933	300	933	300
EQUIP. LEASE/RENTAL	553300	1,676	1,500	1,500	0	1,500	1,500
PROV. FOR AMORTIZATION	554200	42,037	0	0	0	0	0
SALES TAX	559110	151,709	150,000	150,000	66,874	150,000	150,000
Appropriations Unit: Fixed Charges		206,021	167,067	167,067	76,669	167,067	161,841
DEPRECIATION	585000	608,989	0	0	0	0	0
ADJUSTMENT TO FIXED ASSETS	585010	(176,125)	0	0	0	0	0
Appropriations Unit: Outlay		432,864	0	0	0	0	0
OTHER POST EMPLOY BENEFITS	592000	6,518	0	0	0	0	0
GASB 68/71 EXPENSE	593000	9,156	0	0	0	0	0
Appropriations Unit: Cost Allocation		15,674	0	0	0	0	0
Total Expense for Busines Unit		3,021,102	2,740,907	2,740,907	1,162,105	2,730,907	2,878,964

BUSINESS UNIT:	DIVISION OF GOLF
FUND: 640	BUSINESS UNIT #: 64150

Account Description:	OBJ:	(1) 2015 Actual	(2) 2016 Adopted Budget	(3) 2016 Budget Adopted & Modified 6/30	(4) 2016 Actual as of 6/30	(5) 2016 Projected at 12/31	(6) 2017 Proposed Operating and Capital Budget
GENERAL - INTEREST	562200	12,285	0	0	0	0	0
Appropriations Unit: Debt Service		12,285	0	0	0	0	0
Total Expense for Busines Unit		12,285	0	0	0	0	0

BUSINESS UNIT:	DIVISION OF GOLF - CAPITAL
FUND: 641	BUSINESS UNIT #: 64181

Account Description:	OBJ:	(1) 2015 Actual	(2) 2016 Adopted Budget	(3) 2016 Budget Adopted & Modified 6/30	(4) 2016 Actual as of 6/30	(5) 2016 Projected at 12/31	(6) 2017 Proposed Operating and Capital Budget
MACHY/EQUIP >5000	580050	0	468,240	473,180	432,721	473,180	240,000
LAND IMPROVEMENTS	582100	0	860,000	994,355	567,942	994,355	200,000
Appropriations Unit: Outlay		0	1,328,240	1,467,535	1,000,663	1,467,535	440,000

Total Expense for Business Unit		0	1,328,240	1,467,535	1,000,663	1,467,535	440,000
--	--	---	-----------	-----------	-----------	-----------	---------

BUSINESS UNIT:	REVENUE: DIVISION OF GOLF
FUND: 640	BUSINESS UNIT #: 64100

Account Description:	OBJ:	(1) 2015 Actual	(2) 2016 Adopted Budget	(3) 2016 Budget Adopted & Modified 6/30	(4) 2016 Actual as of 6/30	(5) 2016 Projected at 12/31	(6) 2017 Proposed Operating and Capital Budget
CONCESSIONS	446489	492,521	480,000	480,000	186,184	490,000	500,000
GREEN FEES/CONCESSIONS	446490	2,509,279	2,260,907	2,260,907	1,144,560	2,350,907	2,378,964
Appropriations Unit: Revenue		3,001,800	2,740,907	2,740,907	1,330,744	2,840,907	2,878,964
Total Funding for Business Unit		3,001,800	2,740,907	2,740,907	1,330,744	2,840,907	2,878,964

BUSINESS UNIT:	REVENUE: DIVISION OF GOLF - CAPITAL
FUND: 641	BUSINESS UNIT #: 64181

Account Description:	OBJ:	(1) 2015 Actual	(2) 2016 Adopted Budget	(3) 2016 Budget Adopted & Modified 6/30	(4) 2016 Actual as of 6/30	(5) 2016 Projected at 12/31	(6) 2017 Proposed Operating and Capital Budget
BONDING	440000	0	1,328,240	1,328,240	0	1,328,240	160,000
CARRYOVER	449980	0	0	139,295	0	139,295	0
RESERVES	449990	0	0	0	0	0	280,000
OPERATING TRANSFER IN	449991	331,620	0	0	0	0	0
Appropriations Unit: Revenue		331,620	1,328,240	1,467,535	0	1,467,535	440,000
Total Funding for Business Unit		331,620	1,328,240	1,467,535	0	1,467,535	440,000

Total Expenses for Business Unit	3,033,387	4,069,147	4,208,442	2,162,768	4,198,442	3,318,964
Total Revenue for Business Unit	(3,333,420)	(4,069,147)	(4,208,442)	(1,330,744)	(4,308,442)	(3,318,964)
Total Levy for Business Unit	(300,033)	0			(110,000)	0

2017 CAPITAL OUTLAY

		BUS.						PROPOSED OUTLAY BUDGET
DEPARTMENT	FUND	UNIT	OBJ.	ITEM/DESCRIPTION		QNTY		
DPW - Golf	641	64181	580050	Utility Vehicles				\$30,000
DPW - Golf	641	64181	580050	Mower Replacements				\$160,000
DPW - Golf	641	64181	580050	Sprayer				\$50,000
DPW - Golf	641	64181	582100	Irrigation/Restoration Project				\$200,000
Included in Capital Outlay/Project Plan > \$25,000								\$440,000
Funded with \$280,000 Reserves								
Funded with \$160,000 Bonding								

This page left blank intentionally

DIVISION OF PARKS AND RECREATION

MISSION STATEMENT

The mission of the Kenosha County Parks Division is to provide accessible, diverse venues throughout the County that encourage the pursuit of healthy, recreational and educational outdoor activities while promoting the preservation of our community's natural resources. The Parks Division collaborates with partners to optimize the benefits of developing and maintaining a robust, regionally recognized park system by pursuing the following ideals:

- **Public Parks as Bridge to Conservation Awareness:** Preserving natural resources is central to our purpose. Providing opportunities to see and experience real conservation practices are tools for achieving conservation awareness.
- **Healthy, Outdoor Recreation:** Providing venues that encourage the pursuit of diverse land, air and water-based activities is also critical. Parks enhance a community's quality of life with features that enable citizens of all ages, physical abilities and interests to "go outside and play".
- **Partnerships:** We realize the value of cultivating strong partnerships with varied public and private organizations. Partnering allows us to leverage our resources and develop a park system that the community genuinely feels connected with.
- **Continuous Improvement:** Given the dual realities of limited resources and a desire to practice conservation, it is imperative that we pursue continuous improvement in all Park operations. Identifying and eliminating any "non-value-added" activity in our work processes.
- **Youth Engagement:** We will continue to form partnerships with schools/colleges and community recreational organizations to expose and encourage youth to engage in the full menu of County Park amenities/experiences.

Kenosha County's Parks Division is a customer-centered entity, pursuing continuous process improvement in all park operations – a visible representation of our desire to preserve, experience and enjoy our community's natural resources.

PUBLIC WORKS & DEV SVS - DIV OF PARKS & RECREATION

DIVISION	POSITION TITLE	CLASS TYPE	2013	2014	2015	2016	2017
----------	----------------	------------	------	------	------	------	------

ADMINISTRATIVE

PARKS DIRECTOR	NR-F/E10	0.00	0.00	1.00	1.00	1.00
PARKS ASSISTANT DIRECTOR	NR-E/E9	0.00	0.00	0.75	1.00	0.00
GENERAL MANAGER - PARKS OPERATIONS	NR-F	1.00	1.00	0.00	0.00	0.00
PARKS SUPERINTENDENT	NR-D/E5	0.00	2.00	2.00	2.00	2.00
PARKS FOREMAN	NR-AA/E2	2.00	2.00	2.00	2.00	2.00
AREA TOTAL		3.00	5.00	5.75	6.00	5.00

MAINTENANCE

OPERATIONS TECH PARK	1090	0.25	0.25	0.00	0.00	0.00
MECHANIC	1090/NE7	1.00	1.00	1.00	1.00	1.00
PARK MAINTENANCE	1090	2.00	1.00	0.00	0.00	0.00
AREA TOTAL		3.25	2.25	1.00	1.00	1.00

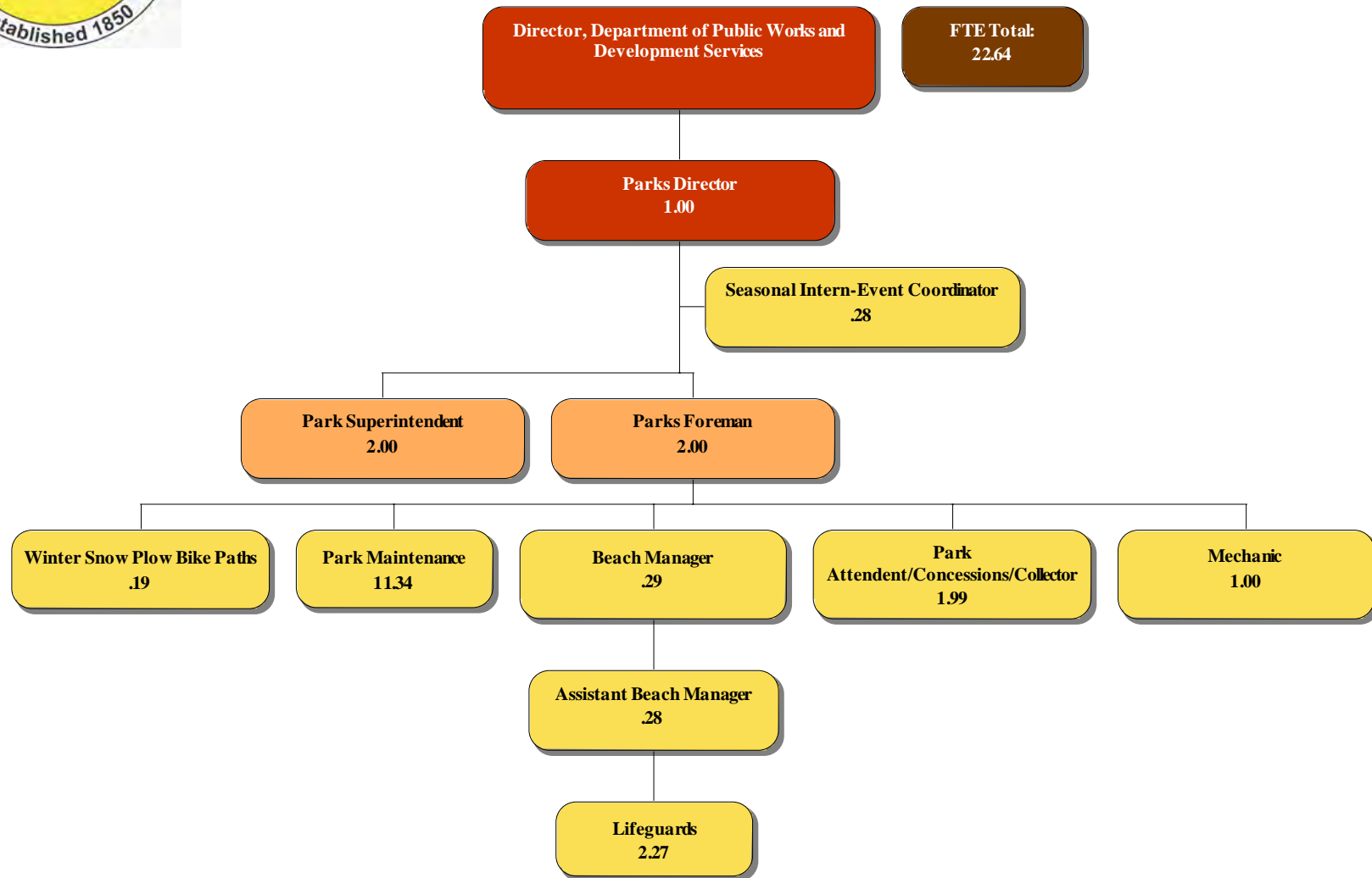
SEASONAL

LIFEGUARDS	SEASONAL	2.26	2.26	2.26	2.26	2.27
PARKING ATTEND/CONCESSIONS/COLLECTOR	SEASONAL	1.98	1.98	1.98	1.98	1.99
BEACH MANAGER/ASSIST. BEACH MGR	SEASONAL	0.56	0.56	0.56	0.56	0.57
EVENT COORDINATOR	SEASONAL	0.28	0.28	0.28	0.28	0.28
GROUP LEADER	SEASONAL	1.34	0.00	0.00	0.00	0.00
PARK MAINTENANCE	SEASONAL	9.25	11.01	11.01	11.01	11.34
WINTER SNOW PLOW BIKE PATHS	SEASONAL	0.00	0.19	0.19	0.19	0.19
CLERICAL	SEASONAL	0.19	0.19	0.19	0.00	0.00
AREA TOTAL		15.86	16.47	16.47	16.28	16.64
DIVISION TOTAL		22.11	23.72	23.22	23.28	22.64



County of Kenosha

Division of Parks and Recreation



DEPT/DIV: DEPARTMENT OF PUBLIC WORKS AND DEVELOPMENT SERVICES - PARKS AND RECREATION

	(1) 2015 Actual	(2) 2016 Adopted Budget	(3) 2016 Budget Adopted & Modified 6/30	(4) 2016 Actual as of 6/30	(5) 2016 Projected at 12/31	(6) 2017 Proposed Operating and Capital Budget
Personnel	1,124,503	1,205,513	1,205,513	608,547	1,205,513	1,185,082
Contractual	127,721	211,300	214,700	50,315	211,300	151,725
Supplies	232,757	270,499	312,355	119,756	312,355	308,420
Fixed Charges	51,078	56,932	54,660	50,535	57,141	66,476
Grants/Contributions	253,000	253,000	253,000	234,250	253,000	271,500
Outlay	390,112	1,060,500	1,885,808	308,446	1,101,907	371,200
Total Expenses for Business Unit	2,179,171	3,057,744	3,926,036	1,371,849	3,141,216	2,354,403
Total Revenue for Business Unit	(550,168)	(1,239,725)	(2,049,289)	(211,009)	(1,956,293)	(563,800)
Total Levy for Business Unit	1,629,003	1,818,019			1,184,923	1,790,603

DEPT/DIV: DEPARTMENT OF PUBLIC WORKS AND DEVELOPMENT SERVICES - PARKS AND RECREATION

BUSINESS UNIT: DIVISION OF PARKS AND RECREATION

FUND: 100 BUSINESS UNIT #: 65100

Account Description:	OBJ:	(1) 2015 Actual	(2) 2016 Adopted Budget	(3) 2016 Budget Adopted & Modified 6/30	(4) 2016 Actual as of 6/30	(5) 2016 Projected at 12/31	(6) 2017 Proposed Operating and Capital Budget
SALARIES	511100	408,194	428,274	428,274	214,957	428,274	377,196
SALARIES-OVERTIME	511200	430	2,000	2,000	2,664	2,000	2,000
SALARIES TEMPORARY	511500	324,519	395,837	395,837	142,184	395,837	405,837
FICA	515100	55,530	63,962	63,962	27,200	63,962	60,820
RETIREMENT	515200	40,618	47,772	47,772	20,526	47,772	46,428
MEDICAL INSURANCE	515400	98,386	89,062	89,062	59,397	89,062	105,805
LIFE INSURANCE	515500	1,671	1,682	1,682	1,102	1,682	1,097
WORKERS COMP.	515600	128,309	107,046	107,046	107,046	107,046	115,274
UNEMPLOYMENT COMP.	515800	27,581	31,000	31,000	14,036	31,000	31,000
INTERDEPARTMENTAL CHARGES	519990	39,265	38,878	38,878	19,435	38,878	39,625
Appropriations Unit: Personnel		1,124,503	1,205,513	1,205,513	608,547	1,205,513	1,185,082
OTHER PROFESSIONAL SVCS.	521900	833	8,000	8,000	(150)	8,000	5,000
UTILITIES	522200	89,677	90,000	90,000	42,967	90,000	90,000
TELECOMMUNICATIONS	522500	7,829	8,200	8,200	4,332	8,200	8,200
MISC. CONTRACTUAL SERV.	529900	29,382	105,100	108,500	3,166	105,100	48,525
Appropriations Unit: Contractual		127,721	211,300	214,700	50,315	211,300	151,725
MACHY/EQUIP >300<5000	530050	12,358	16,729	16,729	7,125	16,729	31,150
POSTAGE	531100	87	200	200	0	200	200
OFFICE SUPPLIES	531200	2,030	2,000	2,000	1,282	2,000	2,000
LICENSES/PERMITS	531920	85	200	200	51	200	200
ADVERTISING	532600	0	2,000	2,000	462	2,000	1,000
PERS. PROTECT. EQUIP.	534640	5,159	3,000	3,000	2,272	3,000	5,000
OTHER OPERATING SUPPLIES	534900	84,169	75,000	75,000	46,714	75,000	80,000
GAS/OIL/ETC	535100	38,288	70,000	70,000	20,165	70,000	65,000
MOTOR VEHICLES PARTS	535200	43,289	35,000	35,000	27,424	35,000	40,000
BLDG. MTNCE./SUPPLIES	535600	31,829	30,000	30,000	11,741	30,000	45,000
SHOP TOOLS	536200	514	1,000	1,000	0	1,000	1,000
STAFF DEVELOPMENT	543340	4,749	5,370	5,370	898	5,370	7,870
Appropriations Unit: Supplies		222,557	240,499	240,499	118,134	240,499	278,420
INSURANCE ON BUILDINGS	551100	13,934	20,875	18,603	17,315	20,875	28,354
PUBLIC LIABILITY INS.	551300	28,888	29,023	29,023	29,023	29,023	30,497
BOILER INSURANCE	551500	525	525	525	525	525	525
SECURITIES BONDING	552300	6	9	9	100	9	100

SALES TAX	559110	7,193	6,500	6,500	3,363	6,500	7,000
Appropriations Unit: Fixed Charges		50,546	56,932	54,660	50,326	56,932	66,476
KEMPER CENTER-DONATION	572110	100,000	100,000	100,000	100,000	100,000	100,000
HISTORICAL SOCIETY - DONATION	572200	128,000	128,000	128,000	128,000	128,000	138,000
PRINGLE NATURE - DONATION	573340	25,000	25,000	25,000	6,250	25,000	25,000
SPECIAL EVENTS	573380	0	0	0	0	0	8,500
Appropriations Unit: Grants/Contrit		253,000	253,000	253,000	234,250	253,000	271,500
Total Expense for Busines Unit		1,778,327	1,967,244	1,968,372	1,061,572	1,967,244	1,953,203

BUSINESS UNIT:	DIVISION OF PARKS AND RECREATION - CAPITAL
FUND: 411	BUSINESS UNIT #: 65180

Account Description:	OBJ:	(1) 2015 Actual	(2) 2016 Adopted Budget	(3) 2016 Budget Adopted & Modified 6/30	(4) 2016 Actual as of 6/30	(5) 2016 Projected at 12/31	(6) 2017 Proposed Operating and Capital Budget
MACHY/EQUIP >5000	580050	21,427	87,000	87,000	117,962	117,962	86,200
MOTORIZED VEHICLES	581390	110,324	165,000	226,000	28,313	165,000	35,000
LAND IMPROVEMENTS	582100	0	52,500	76,770	13,174	52,500	50,000
BUILDING IMPROVEMENTS	582200	215,883	681,000	750,329	63,552	681,000	125,000
Appropriations Unit: Outlay		347,634	985,500	1,140,099	223,001	1,016,462	296,200
Total Expense for Busines Unit		347,634	985,500	1,140,099	223,001	1,016,462	296,200

BUSINESS UNIT:	DIVISION OF PARKS AND RECREATION - DOG PARKS
FUND: 100	BUSINESS UNIT #: 65190

Account Description:	OBJ:	(1) 2015 Actual	(2) 2016 Adopted Budget	(3) 2016 Budget Adopted & Modified 6/30	(4) 2016 Actual as of 6/30	(5) 2016 Projected at 12/31	(6) 2017 Proposed Operating and Capital Budget
OTHER OPERATING SUPPLIES	534900	10,200	20,000	61,856	1,622	61,856	20,000
Appropriations Unit: Supplies		10,200	20,000	61,856	1,622	61,856	20,000
SALES TAX	559110	532	0	0	209	209	0
Appropriations Unit: Fixed Charges		532	0	0	209	209	0
Total Expense for Busines Unit		10,732	20,000	61,856	1,831	62,065	20,000

BUSINESS UNIT:	DIVISION OF PARKS AND RECREATION - MOUNTAIN BIKE TRAILS						
FUND: 100	BUSINESS UNIT #: 65195						

		(1)	(2)	(3)	(4)	(5)	(6)
		2015	2016	2016 Budget	2016	2016	2017 Proposed
Account Description:	OBJ:	Actual	Adopted Budget	Adopted & Modified 6/30	Actual as of 6/30	Projected at 12/31	Operating and Capital Budget
OTHER OPERATING SUPPLIES-MTN BIKE	534900	0	10,000	10,000	0	10,000	10,000
Appropriations Unit: Supplies		0	10,000	10,000	0	10,000	10,000
Total Expense for Business Unit		0	10,000	10,000	0	10,000	10,000

BUSINESS UNIT:	DIVISION OF PARKS AND RECREATION - CAPITAL - PARKLAND IMPROVEMENTS						
FUND: 420	BUSINESS UNIT #: 76286						

		(1)	(2)	(3)	(4)	(5)	(6)
		2015	2016	2016 Budget	2016	2016	2017 Proposed
Account Description:	OBJ:	Actual	Adopted Budget	Adopted & Modified 6/30	Actual as of 6/30	Projected at 12/31	Operating and Capital Budget
PRCH/PLAN/DGSN/CONST/EQUIP	582250	42,478	75,000	745,709	85,445	85,445	75,000
Appropriations Unit: Outlay		42,478	75,000	745,709	85,445	85,445	75,000
Total Expense for Business Unit		42,478	75,000	745,709	85,445	85,445	75,000

BUSINESS UNIT:	REVENUE: DIVISION OF PARKS AND RECREATION						
FUND: 100	BUSINESS UNIT #: 65100						

		(1)	(2)	(3)	(4)	(5)	(6)
		2015	2016	2016 Budget	2016	2016	2017 Proposed
Account Description:	OBJ:	Actual	Adopted Budget	Adopted & Modified 6/30	Actual as of 6/30	Projected at 12/31	Operating and Capital Budget
PARKS, CONCESSIONS, RENTAL	446500	136,723	130,000	130,000	64,506	130,000	140,000
SNOWMOBILE TRAILS	446530	19,225	19,225	22,625	0	19,225	22,600
Appropriations Unit: Revenue		155,948	149,225	152,625	64,506	149,225	162,600
Total Funding for Business Unit		155,948	149,225	152,625	64,506	149,225	162,600

BUSINESS UNIT:	REVENUE: DIVISION OF PARKS AND RECREATION - CAPITAL					
FUND: 411	BUSINESS UNIT #: 65180					

		(1)	(2)	(3)	(4)	(5)	(6)
		2015	2016	2016 Budget	2016	2016	2017 Proposed
Account Description:	OBJ:	Actual	Adopted Budget	Adopted & Modified 6/30	Actual as of 6/30	Projected at 12/31	Operating and Capital Budget
BONDING	440000	184,100	617,500	617,500	0	617,500	296,200
PARKS GRANT	446540	0	368,000	368,000	67,500	368,000	0
CARRYOVER	449980	0	0	93,599	0	0	0
Appropriations Unit: Revenue		184,100	985,500	1,079,099	67,500	985,500	296,200
Total Funding for Business Unit		184,100	985,500	1,079,099	67,500	985,500	296,200

BUSINESS UNIT:	REVENUE: DIVISION OF PARKS AND RECREATION - DOG PARKS					
FUND: 100	BUSINESS UNIT #: 65190					

		(1)	(2)	(3)	(4)	(5)	(6)
		2015	2016	2016 Budget	2016	2016	2017 Proposed
Account Description:	OBJ:	Actual	Adopted Budget	Adopted & Modified 6/30	Actual as of 6/30	Projected at 12/31	Operating and Capital Budget
DONATIONS, DOG PARK	448560	0	20,000	61,856	0	61,856	20,000
FEES & TAG SALES	448565	10,196	0	0	4,003	4,003	0
Appropriations Unit: Revenue		10,196	20,000	61,856	4,003	65,859	20,000
Total Funding for Business Unit		10,196	20,000	61,856	4,003	65,859	20,000

BUSINESS UNIT:	REVENUE: DIVISION OF PARKS AND RECREATION - MOUNTAIN BIKE TRAILS					
FUND: 100	BUSINESS UNIT #: 65195					

		(1)	(2)	(3)	(4)	(5)	(6)
		2015	2016	2016 Budget	2016	2016	2017 Proposed
Account Description:	OBJ:	Actual	Adopted Budget	Adopted & Modified 6/30	Actual as of 6/30	Projected at 12/31	Operating and Capital Budget
DONATIONS: MTN. BIKE TRLS.	448560	0	10,000	10,000	0	10,000	10,000
Appropriations Unit: Revenue		0	10,000	10,000	0	10,000	10,000
Total Funding for Business Unit		0	10,000	10,000	0	10,000	10,000

BUSINESS UNIT:	REVENUE: DIVISION OF PARKS AND RECREATION - CAPITAL - PARK IMPROVEMENTS
FUND: 420	BUSINESS UNIT #: 76286

Account Description:	OBJ:	(1) 2015 Actual	(2) 2016 Adopted Budget	(3) 2016 Budget Adopted & Modified 6/30	(4) 2016 Actual as of 6/30	(5) 2016 Projected at 12/31	(6) 2017 Proposed Operating and Capital Budget
WASTE MANAGEMENT CONTRIB	446565	76,000	75,000	75,000	75,000	75,000	75,000
RENTAL INCOME	448550	2,924	0	0	0	0	0
DONATIONS	448560	21,000	0	0	0	0	0
CARRYOVER	449980	0	0	670,709	0	670,709	0
OPERATING TRANSFER IN	449991	100,000	0	0	0	0	0
Appropriations Unit: Revenue		199,924	75,000	745,709	75,000	745,709	75,000
Total Funding for Business Unit		199,924	75,000	745,709	75,000	745,709	75,000

Total Expenses for Business Unit	2,179,171	3,057,744	3,926,036	1,371,849	3,141,216	2,354,403
Total Revenue for Business Unit	(550,168)	(1,239,725)	(2,049,289)	(211,009)	(1,956,293)	(563,800)
Total Levy for Business Unit	1,629,003	1,818,019			1,184,923	1,790,603

2017 CAPITAL OUTLAY

DEPARTMENT	FUND	BUS.	OBJ.	ITEM/DESCRIPTION	QNTY	PROPOSED OUTLAY BUDGET
		UNIT				
DPW - Parks and Recreations	411	65180	580050	Utility Cart		\$17,000
DPW - Parks and Recreations	411	65180	580050	Sweeper		\$5,200
Included in Capital Outlay/Project Plan > \$5,000 < \$25,000 Funded with Bonding						\$22,200
DPW - Parks and Recreations						
DPW - Parks and Recreations	411	65180	581390	Pick-up Truck		\$35,000
DPW - Parks and Recreations	411	65180	580050	Mower Replacement		\$64,000
DPW - Parks and Recreations	411	65180	582100	Purchase Flood Plain Property		\$50,000
DPW - Parks and Recreations	411	65180	582200	Kemper Capital Projects		\$50,000
DPW - Parks and Recreations	411	65180	582200	Park Building Roof Replacements		\$75,000
DPW - Parks and Recreations	420	76286	582250	Parkland Development		\$75,000
Included in Capital Outlay/Project Plan > \$25,000 Funded with \$75,000 Donation for Parkland Development Funded with \$246,200 Bonding						\$349,000

KENOSHA COUNTY HIGHWAYS DIVISION

MISSION STATEMENT

It is the mission of the Kenosha County Highways Division to provide the necessary services to construct and maintain a safe and efficient highway transportation system within Kenosha County by pursuing the following ideals:

- **Selective Technological Application:** We are committed to investigating, recommending and implementing process/equipment technologies that will improve our construction and maintenance activities quality, productivity, sustainability and cost effectiveness.
- **Work Process Definition:** To ensure consistent levels of service quality and productivity – we will work to define and continuously improve our construction and maintenance work processes.
- **Customer Service:** We will work to provide timely and high-quality services, ensuring a safe/efficient transportation system for our community and the traveling public while maintaining a “customer-centered-focus” in all circumstances.
- **Proactive Approach to Highway Maintenance:** Recognizing the cost-effectiveness of preventative maintenance - a culture will be developed within the Division that fosters a proactive approach to maintenance (for both equipment and highways). Structured approaches for potential problems, early-detection and resolution will be developed and utilized.
- **Infrastructure/Economic Development:** Recognizing the crucial role transportation infrastructure plays in Kenosha County’s economic development – we’ll work to develop/maintain effective communication and working relationships with public and private economic development partners necessary for our community’s economic growth.

Kenosha County’s Highways Division is committed to pursuing the continuous improvement of the methods we employ to effectively maintain equipment and provide the highest level of service attainable on highways. The Division’s function shall be implementation of cost-effective approaches to protect and maximize the useful life of the County’s transportation infrastructure investments while providing a safe, productive and environmentally responsible work environment.

PUBLIC WORKS & DEVELOPMENT SVS - DIV OF HIGHWAYS

DIVISION	POSITION TITLE	CLASS TYPE	2013	2014	2015	2016	2017
----------	----------------	------------	------	------	------	------	------

ADMINISTRATIVE

PUBLIC WORKS & PLAN & DEV SVS DIRECTOR	NR-L/E15	1.00	1.00	1.00	1.00	1.00
HIGHWAY DIRECTOR	NR-H/E11	1.00	1.00	1.00	1.00	1.00
HIGHWAY ASSISTANT DIRECTOR	NR-G/E9	0.00	0.00	1.00	1.00	0.00
ADMINISTRATIVE ASSISTANT, SR	NE4	0.00	0.00	0.00	1.00	1.00
PUBLIC WORKS ASSISTANT	NR-E	1.00	1.00	1.00	0.00	0.00
SUPERINTENDENT HIGHWAYS	NR-F/E7	2.00	2.00	2.00	2.00	2.00
TRANSPORTATION ENGINEER, SR	E10	0.00	0.00	0.00	0.00	1.00
TRANSPORTATION ENGINEER	NR-F/E9	1.00	1.00	1.00	1.00	1.00
HIGHWAY FOREMAN	NR-E/E5	2.00	2.00	2.00	2.00	2.00
AREA TOTAL		8.00	8.00	9.00	9.00	9.00

SHOP

MANAGER, FLEET MAINTENANCE	E6	0.00	0.00	0.00	1.00	1.00
MANAGER SHOP OPERATIONS	NR-E	0.00	0.00	1.00	0.00	0.00
MECHANIC	70/NE8	6.00	6.00	6.00	6.00	6.00
SHOP OPERATOR	70/NE7	2.00	2.00	1.00	1.00	1.00
SIGN MAKER	NE7	0.00	0.00	0.00	2.00	2.00
NIGHT UTILITY	70/NE4	0.00	0.00	2.00	0.00	2.00
AREA TOTAL		8.00	8.00	10.00	10.00	12.00

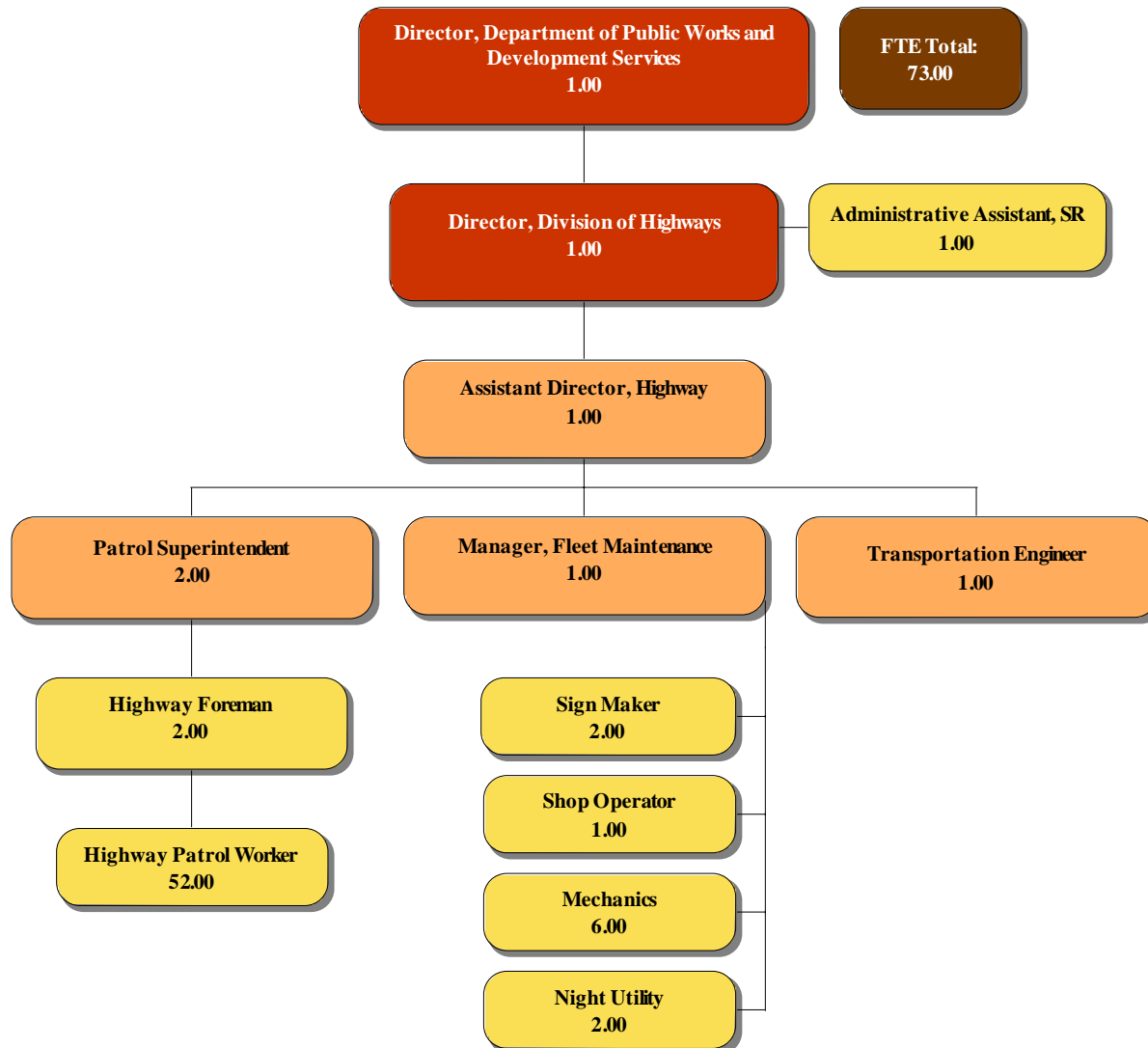
SKILLED LABOR

HEAD SIGN MAN	70	1.00	1.00	1.00	0.00	0.00
GRADER OPERATOR	70	3.00	3.00	0.00	0.00	0.00
LOAD OPERATOR	70	1.00	1.00	0.00	0.00	0.00
SCREED OPERATOR	70	1.00	1.00	0.00	0.00	0.00
SHOVEL OPERATOR	70	2.00	2.00	0.00	0.00	0.00
BULLDOZER OPERATOR	70	1.00	1.00	0.00	0.00	0.00
SWEEPER OPERATOR	70	1.00	1.00	0.00	0.00	0.00
BLACKTOP SPREAD OPERATOR	70	1.00	1.00	0.00	0.00	0.00
BLACKTOP ROLLER	70	1.00	1.00	0.00	0.00	0.00
TRUCK DRIVER/LABORER I	70	25.00	23.00	10.00	0.00	0.00
TRUCK DRIVER/LABORER II	70	15.00	17.00	9.00	0.00	0.00
TRUCK DRIVER/LABORER III	70	0.00	0.00	9.00	0.00	0.00
TRUCK DRIVER/LABORER IV	70	0.00	0.00	21.00	0.00	0.00
PATROL WORKER/LABORER	NE6	0.00	0.00	0.00	50.00	52.00
AREA TOTAL		52.00	52.00	50.00	50.00	52.00
DIVISION TOTAL		68.00	68.00	69.00	69.00	73.00



County of Kenosha

Division of Highways



DEPT/DIV: DEPARTMENT OF PUBLIC WORKS AND DEVELOPMENT SERVICES - HIGHWAY

	(1) 2015 Actual	(2) 2016 Adopted Budget	(3) 2016 Budget Adopted & Modified 6/30	(4) 2016 Actual as of 6/30	(5) 2016 Projected at 12/31	(6) 2017 Proposed Operating and Capital Budget
Personnel	6,118,910	6,049,737	6,049,737	3,177,231	6,049,737	6,414,597
Contractual	269,641	341,076	341,076	109,533	341,076	335,541
Supplies	2,080,585	2,393,000	2,393,000	1,094,872	2,394,041	2,348,950
Fixed Charges	109,609	124,740	124,740	116,099	124,740	124,693
Outlay	7,144,184	4,557,208	10,415,328	1,175,616	4,522,805	9,629,191
Cost Allocation	873,683	0	0	0	0	0
Total Expenses for Business Unit	16,596,612	13,465,761	19,323,881	5,673,351	13,432,399	18,852,972
Total Revenue for Business Unit	(15,745,658)	(11,662,208)	(19,384,881)	(4,709,414)	(11,818,235)	(17,132,191)
Total Levy for Business Unit	850,954	1,803,553			1,614,164	1,720,781

DEPT/DIV: DEPARTMENT OF PUBLIC WORKS AND DEVELOPMENT SERVICES - HIGHWAY

BUSINESS UNIT: DIVISION OF HIGHWAYS

FUND: 700 BUSINESS UNIT #: 31100

Account Description:	OBJ:	(1) 2015 Actual	(2) 2016 Adopted Budget	(3) 2016 Budget Adopted & Modified 6/30	(4) 2016 Actual as of 6/30	(5) 2016 Projected at 12/31	(6) 2017 Proposed Operating and Capital Budget
SALARIES	511100	2,936,647	3,172,957	3,172,957	1,615,799	3,172,957	3,286,208
SALARIES-OVERTIME	511200	284,156	275,000	275,000	157,976	275,000	275,000
SALARIES-TEMPORARY	511500	0	5,000	5,000	0	5,000	19,200
ACCIDENT & SICKNESS	513100	61,146	38,000	38,000	33,746	38,000	60,000
VACATION	513200	284,124	275,000	275,000	129,742	275,000	280,000
CASUAL	513600	148,800	140,000	140,000	51,026	140,000	150,000
FICA	515100	294,526	311,359	311,359	149,321	311,359	331,272
RETIREMENT	515200	267,337	268,618	268,618	130,664	268,618	293,160
MEDICAL INSURANCE	515400	1,370,913	1,216,590	1,216,590	654,905	1,216,590	1,354,308
LIFE INSURANCE	515500	11,355	10,849	10,849	6,269	10,849	11,023
WORKERS COMP.	515600	280,765	163,401	163,401	163,401	163,401	175,961
UNEMPLOYMENT COMP.	515800	7,398	4,000	4,000	0	4,000	4,000
EMPL. TESTING/EXAMINATIONS	519250	0	200	200	0	200	0
INTERDEPARTMENTAL CHARGES	519990	171,743	168,763	168,763	84,382	168,763	174,465
Appropriations Unit: Personnel		6,118,910	6,049,737	6,049,737	3,177,231	6,049,737	6,414,597
ACCOUNTING & AUDITING	521300	5,076	5,076	5,076	5,076	5,076	5,076
OTHER PROFESSIONAL SVCS.	521900	25,268	25,000	25,000	21,123	25,000	25,000
UTILITIES	522200	49,817	70,000	70,000	34,923	70,000	70,000
TELECOMMUNICATIONS	522500	5,012	6,000	6,000	2,952	6,000	6,000
GROUNDS & GROUNDS IMPROVEMENTS	524500	24,053	25,000	25,000	21,842	25,000	25,000
RADIO MAINTENANCE	529200	27,538	35,000	35,000	11,379	35,000	30,000
MISC. CONTRACTUAL SERV.	529900	132,877	175,000	175,000	12,238	175,000	174,465
Appropriations Unit: Contractual		269,641	341,076	341,076	109,533	341,076	335,541
MACHY/EQUIP >300<5000	530050	8,221	6,450	6,450	3,719	6,450	6,800
POSTAGE	531100	308	800	800	1,271	1,271	1,000
OFFICE SUPPLIES	531200	2,484	3,000	3,000	1,733	3,000	3,000
PRINTING/DUPLICATION	531300	1,033	800	800	0	800	800
LICENSES/PERMITS	531920	705	600	600	602	602	600
SUBSCRIPTIONS	532200	116	2,000	2,000	688	2,000	2,000
ADVERTISING	532600	1,064	200	200	768	768	1,000
MILEAGE & TRAVEL	533900	1,253	1,200	1,200	548	1,200	1,200
OTHER OPERATING SUPPLIES	534900	405,400	365,000	365,000	93,435	365,000	375,000
GAS/DIESEL	535150	412,246	700,000	700,000	141,816	700,000	635,000

ANTIFREEZE	535160	25,602	25,000	25,000	8,935	25,000	25,000
SHOP TOOLS	536200	26,024	27,500	27,500	9,581	27,500	27,500
FIELD TOOLS	536250	37,515	38,000	38,000	22,086	38,000	38,000
SIGN PARTS/SUPPLIES	536300	35,324	35,000	35,000	8,905	35,000	35,000
ROAD OIL	537600	47,459	50,000	50,000	21,618	50,000	50,000
OTHER ROADWAY SUPPL.	537900	234,278	265,000	265,000	163,566	265,000	265,000
RURAL NUMBERING	539100	2,653	2,500	2,500	1,749	2,500	2,500
INVENT-SHOP MAT./SUPPL.	539200	386,733	405,000	405,000	183,803	405,000	405,000
INVENT-CONST./MTNCE	539250	442,586	460,000	460,000	428,393	460,000	470,000
STAFF DEVELOPMENT	543340	9,581	4,950	4,950	1,656	4,950	4,550
Appropriations Unit: Supplies		2,080,585	2,393,000	2,393,000	1,094,872	2,394,041	2,348,950
INSURANCE ON BUILDINGS	551100	26,625	41,437	41,437	33,091	41,437	37,180
PUBLIC LIABILITY INS.	551300	82,517	82,903	82,903	82,903	82,903	87,113
EQUIP. LEASE/RENTAL	553300	467	400	400	105	400	400
Appropriations Unit: Fixed Charges		109,609	124,740	124,740	116,099	124,740	124,693
MOTORIZED VEHICLES	581390	0	0	0	35	35	0
ADJUSTMENT TO FIXED ASSETS	585010	354,147	0	0	(34,438)	(34,438)	0
ADJUSTMENT TO INVENTORY	585020	(10,989)	0	0	0	0	0
Appropriations Unit: Outlay		343,158	0	0	(34,403)	(34,403)	0
OTHER POST EMPLOY BENEFITS	592000	(265,483)	0	0	0	0	0
GASB 68/71 EXPENSE	593000	(109,262)	0	0	0	0	0
Appropriations Unit: Cost Allocation		(374,745)	0	0	0	0	0
Total Expense for Busines Unit		8,547,158	8,908,553	8,908,553	4,463,332	8,875,191	9,223,781

BUSINESS UNIT:	DIVISION OF HIGHWAYS -CAPITAL
FUND: 711	BUSINESS UNIT #: 31180

Account Description:	OBJ:	(1)	(2)	(3)	(4)	(5)	(6)
		2015 Actual	2016 Adopted Budget	2016 Budget Adopted & Modified 6/30	2016 Actual as of 6/30	2016 Projected at 12/31	2017 Proposed Operating and Capital Budget
MACHY/EQUIP >5000	580050	57,393	0	46,062	0	0	8,000
MOTORIZED VEHICLES	581390	533,022	1,091,000	1,454,686	423,869	1,091,000	776,500
ROAD ENG/ROW/CONST/TRAILS	582260	6,210,611	3,466,208	8,914,580	786,150	3,466,208	8,844,691
Appropriations Unit: Outlay		6,801,026	4,557,208	10,415,328	1,210,019	4,557,208	9,629,191
Total Expense for Busines Unit		6,801,026	4,557,208	10,415,328	1,210,019	4,557,208	9,629,191

BUSINESS UNIT:	DIVISION OF HIGHWAYS					
FUND: 700	BUSINESS UNIT #: 32000					

Account Description:	OBJ:	(1) 2015 Actual	(2) 2016 Adopted Budget	(3) 2016 Budget Adopted & Modified 6/30	(4) 2016 Actual as of 6/30	(5) 2016 Projected at 12/31	(6) 2017 Proposed Operating and Capital Budget
OPERATING TRANSFER OUT	599991	1,248,428	0	0	0	0	0
Appropriations Unit:	Cost Allocation	1,248,428	0	0	0	0	0
Total Expense for Business Unit		1,248,428	0	0	0	0	0

BUSINESS UNIT:	REVENUE: HIGHWAY					
FUND: 700	BUSINESS UNIT #: 31100					

Account Description:	OBJ:	(1) 2015 Actual	(2) 2016 Adopted Budget	(3) 2016 Budget Adopted & Modified 6/30	(4) 2016 Actual as of 6/30	(5) 2016 Projected at 12/31	(6) 2017 Proposed Operating and Capital Budget
GEN. PROP. TAX	441110	1,963,317	0	1,803,553	1,803,553	0	0
LOCAL TRANS. AIDS	442600	2,840,315	2,850,000	2,850,000	698,005	2,850,000	2,900,000
COUNTY MACHINERY REVENUE	446000	2,859	10,000	10,000	2,050	10,000	8,000
REV FROM SUNDRY ACCT	446090	570,610	695,000	695,000	198,441	650,000	600,000
REV FROM STATE MNTCE	447010	3,908,049	3,550,000	3,550,000	2,006,338	3,750,000	3,995,000
Appropriations Unit:	Revenue	9,285,150	7,105,000	8,908,553	4,708,387	7,260,000	7,503,000
Total Funding for Business Unit		9,285,150	7,105,000	8,908,553	4,708,387	7,260,000	7,503,000

BUSINESS UNIT:	REVENUE: HIGHWAY - CAPITAL					
FUND: 711	BUSINESS UNIT #: 31180					

Account Description:	OBJ:	(1) 2015 Actual	(2) 2016 Adopted Budget	(3) 2016 Budget Adopted & Modified 6/30	(4) 2016 Actual as of 6/30	(5) 2016 Projected at 12/31	(6) 2017 Proposed Operating and Capital Budget
CARRYOVER	449980	0	0	470,748	0	0	0
CAPITAL RESERVES	449990	0	141,000	141,000	0	141,000	0
Appropriations Unit:	Revenue	0	141,000	611,748	0	141,000	0

Total Funding for Business Unit	0	141,000	611,748	0	141,000	0
--	---	---------	---------	---	---------	---

BUSINESS UNIT:	REVENUE: HIGHWAY - CAPITAL
FUND: 711	BUSINESS UNIT #: 32080

Account Description:	OBJ:	(1) 2015 Actual	(2) 2016 Adopted Budget	(3) 2016 Budget Adopted & Modified 6/30	(4) 2016 Actual as of 6/30	(5) 2016 Projected at 12/31	(6) 2017 Proposed Operating and Capital Budget
FEDERAL/STATE REVENUE	442755	1,211,767	70,848	1,623,927	0	70,848	2,769,201
CARRYOVER	449980	0	0	(1,553,079)	0	0	0
OPERATING TRANSFER IN	449991	4,629,999	0	0	0	0	0
Appropriations Unit: Revenue		5,841,766	70,848	70,848	0	70,848	2,769,201
Total Funding for Business Unit		5,841,766	70,848	70,848	0	70,848	2,769,201

BUSINESS UNIT:	REVENUE: HIGHWAY
FUND: 700	BUSINESS UNIT #: 33100

Account Description:	OBJ:	(1) 2015 Actual	(2) 2016 Adopted Budget	(3) 2016 Budget Adopted & Modified 6/30	(4) 2016 Actual as of 6/30	(5) 2016 Projected at 12/31	(6) 2017 Proposed Operating and Capital Budget
REIMBURSEMENT FOR DAMAGES	446070	0	0	0	1,027	1,027	0
Appropriations Unit: Revenue		0	0	0	1,027	1,027	0
Total Funding for Business Unit		0	0	0	1,027	1,027	0

BUSINESS UNIT:	REVENUE: HIGHWAY - CAPITAL
FUND: 711	BUSINESS UNIT #: 33180

Account Description:	OBJ:	(1) 2015 Actual	(2) 2016 Adopted Budget	(3) 2016 Budget Adopted & Modified 6/30	(4) 2016 Actual as of 6/30	(5) 2016 Projected at 12/31	(6) 2017 Proposed Operating and Capital Budget
BONDING	440000	0	3,758,360	3,758,360	0	3,758,360	6,534,990
LRIP PROJECTS	442320	618,742	250,000	1,221,135	0	250,000	325,000

FEDERAL/STATE REVENUE	442755	0	337,000	337,000	0	337,000	0
CARRYOVER	449980	0	0	4,477,237	0	0	0
Appropriations Unit: Revenue		618,742	4,345,360	9,793,732	0	4,345,360	6,859,990
Total Funding for Business Unit		618,742	4,345,360	9,793,732	0	4,345,360	6,859,990

Total Expenses for Business Unit	16,596,612	13,465,761	19,323,881	5,673,351	13,432,399	18,852,972
Total Revenue for Business Unit	(15,745,658)	(11,662,208)	(19,384,881)	(4,709,414)	(11,818,235)	(17,132,191)
Total Levy for Business Unit	850,954	1,803,553			1,614,164	1,720,781

2017 CAPITAL OUTLAY

DEPARTMENT	FUND	BUS.	OBJ.	ITEM/DESCRIPTION	QNTY	PROPOSED OUTLAY BUDGET
		UNIT				
DPW - Highway	711	31180	581390	Mower Deck		\$8,000
DPW - Highway	711	31180	580050	Sandblaster		\$8,000
DPW - Highway	711	31180	581390	Fork Truck		\$12,500
Included in Capital Outlay/Project Plan > \$5,000 < \$25,000 Funded with Bonding						\$28,500
DPW - Highway	711	31180	581390	Mower Deck		\$25,000
DPW - Highway	711	31180	581390	Rehabilitate Loader Unit 245		\$25,000
DPW - Highway	711	31180	581390	Crew Cab Pickup Truck		\$36,000
DPW - Highway	711	31180	581390	Melter/Applicator		\$85,000
DPW - Highway	711	31180	581390	One Ton Truck	4	\$170,000
DPW - Highway	711	31180	581390	Single-Axle Truck		\$205,000
DPW - Highway	711	31180	581390	Tandem Axle Truck		\$210,000
Included in Capital Outlay/Project Plan > \$25,000 Funded with Bonding						\$756,000
DPW - Highway	711	33180	582260	Countywide Bicycle Route & Guide Signage		\$320,206
DPW - Highway	711	33180	582260	Highway F - Hwy O to Hwy KD		\$325,000
DPW - Highway	711	33180	582260	Pike River Bridge - Hwy E		\$821,170
DPW - Highway	711	33180	582260	Highway C Multi-Use Trail		\$1,019,370
DPW - Highway	711	33180	582260	Highway W - Curve South of Hwy FR		\$1,150,000
DPW - Highway	711	33180	582260	Highway S - Hwy 31 to I94		\$1,283,000
DPW - Highway	711	33180	582260	Pike River Multi-Use Trail		\$1,408,408
DPW - Highway	711	33580	582260	Highway C - Hwy U to 128th Avenue		\$121,147
DPW - Highway	711	33580	582260	Local Road Improvements Program (LRIP)		\$650,000
Included in Capital Outlay/Project Plan > \$25,000 Funded with \$325,000 LRIP Revenue Funded with \$2,769,201 Revenue Funded with \$4,004,100 Bonding						\$7,098,301
DPW - Highway	711	33180	582260	Transportation Infrastructure Improvements		\$1,746,390
Included in Capital Outlay/Project Plan > \$25,000 Funded with Bonding						\$1,746,390

Personnel costs maybe capitalized in Highway Projects
Detail of appropriation for Federal/State/County projects (For Informational Purposes Only)

KENOSHA COUNTY DIVISION OF PLANNING & DEVELOPMENT

MISSION STATEMENT

It is the mission of the Kenosha County Planning and Development Division to provide professional, customer-centered services to residents and organizations pursuing individual and community development goals while ensuring the balance of our community's economic advancement with protection of the natural environment by pursuing the following ideals:

- **Selective Technological Application:** We are committed to investigating, recommending and implementing technology to enhance staff productivity, increase access to public information and improve customer service.
- **Digital Mapping:** We will work to ensure all mapping and related data bases are accurate and readily available for effective public analytical use in assessing potential residential and commercial development of Kenosha County.
- **Balance of Competing Interests:** We are committed to developing, maintaining and enforcing ordinances/administrative rules that strike a balance between property development, protection of natural resources and the common good of all of our community's residents.
- **Advancement of the County's Comprehensive Plan:** We will work to ensure the County's Comprehensive Plan is maintained as a "living" document and to advance its goals and objectives.
- **Promote Inter-Governmental Coordination and Collaboration:** We are committed to assist all County municipalities in collaborative activities that leverage resources for our community's common good and provide the technical support necessary in coordinating planning/development activities.
- **Public Education:** We are committed to being a comprehensive resource for information critical to the high quality development of Kenosha County and the simultaneous protection of our community's natural environment.

The Kenosha County Division of Planning and Development provides services that; encourage the use of natural resources in a planned and orderly manner, utilize technology to ensure the efficient/accurate communication of technical land-use information, improve our local economy and advance the common good of the citizens of Kenosha County.

PUBLIC WORKS & DEV SVS - DIV OF PLANNING & DEV

DIVISION	POSITION TITLE	CLASS TYPE	2013	2014	2015	2016	2017
----------	----------------	------------	------	------	------	------	------

PLANNING & DEVELOPMENT

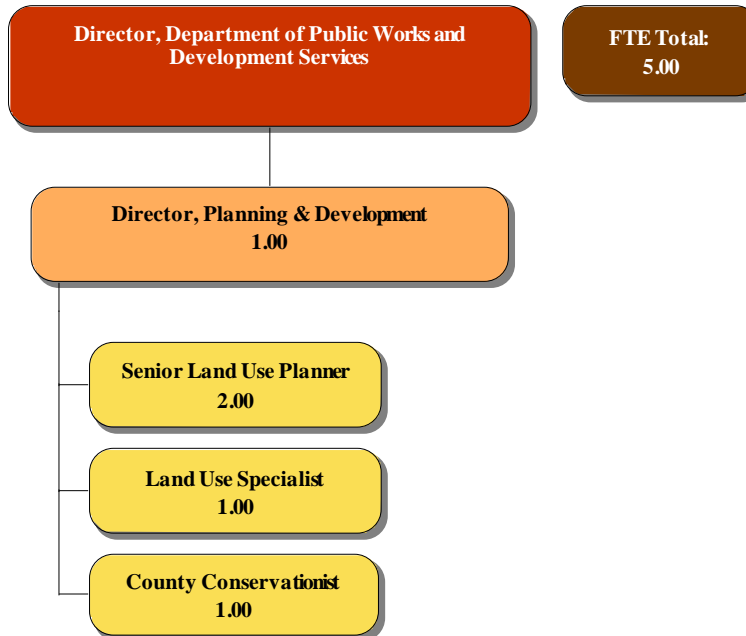
DIRECTOR, PLANNING & DEVELOPMENT	NR-L/E11	1.00	0.00	0.00	1.00	1.00
ADMINISTRATIVE SECRETARY	990C	1.00	0.00	0.00	0.00	0.00
LAND/WATER CONSERVATION ENGINEER	NR-E	1.00	0.00	0.00	0.00	0.00
COUNTY CONSERVATIONIST	E6	0.00	0.00	0.00	1.00	1.00
LAND/WATER CONSERVATION PLANNER	NR-E	1.00	1.00	1.00	0.00	0.00
DIRECTOR OF PLANNING OPERATIONS	NR-H	1.00	1.00	1.00	0.00	0.00
SENIOR LAND USE PLANNER	NR-D/E4	1.00	1.00	1.00	1.00	2.00
ENVIRONMENTAL SANITARIAN	NR-F	1.00	0.00	0.00	0.00	0.00
ASST. ENVIRONMENTAL SANITARIAN	NR-C	1.00	0.00	0.00	0.00	0.00
LAND USE SPECIALIST	990C/NE8	2.00	2.00	2.00	2.00	1.00
GIS SYSTEMS COORDINATOR	NR-D	1.00	0.00	0.00	0.00	0.00

DIVISION TOTAL		11.00	5.00	5.00	5.00	5.00
-----------------------	--	--------------	-------------	-------------	-------------	-------------



County of Kenosha

Division of Planning & Development



DEPT/DIV: DEPARTMENT OF PUBLIC WORKS AND DEVELOPMENT SERVICES - PLANNING & DEVELOPMENT

	(1) 2015 Actual	(2) 2016 Adopted Budget	(3) 2016 Budget Adopted & Modified 6/30	(4) 2016 Actual as of 6/30	(5) 2016 Projected at 12/31	(6) 2017 Proposed Operating and Capital Budget
Personnel	489,500	483,336	483,336	247,407	483,336	517,378
Contractual	196,580	257,605	326,948	239,229	257,605	247,000
Supplies	20,323	28,600	28,600	11,969	28,600	28,600
Fixed Charges	9,932	9,246	10,221	10,221	9,246	10,753
Total Expenses for Business Unit	716,335	778,787	849,105	508,826	778,787	803,731
Total Revenue for Business Unit	(263,576)	(325,000)	(394,343)	(91,382)	(325,330)	(310,000)
Total Levy for Business Unit	452,759	453,787			453,457	493,731

DEPT/DIV: DEPARTMENT OF PUBLIC WORKS AND DEVELOPMENT SERVICES - PLANNING & DEVELOPMENT

BUSINESS UNIT: DIVISION OF PLANNING & DEVELOPMENT

FUND: 100 BUSINESS UNIT #: 18280

Account Description:	OBJ:	(1) 2015 Actual	(2) 2016 Adopted Budget	(3) 2016 Budget Adopted & Modified 6/30	(4) 2016 Actual as of 6/30	(5) 2016 Projected at 12/31	(6) 2017 Proposed Operating and Capital Budget
SALARIES	511100	327,082	335,753	335,753	159,590	335,753	347,233
SALARIES TEMPORARY	511500	14,575	13,000	13,000	11,707	13,000	13,000
PER DIEM - L&W COMMITTEE	514100	250	1,200	1,200	0	1,200	1,200
FICA	515100	25,513	26,680	26,680	12,801	26,680	27,558
RETIREMENT	515200	22,206	23,018	23,018	11,096	23,018	24,496
MEDICAL INSURANCE	515400	96,693	81,937	81,937	50,830	81,937	101,958
LIFE INSURANCE	515500	690	756	756	391	756	865
WORKERS COMP.	515600	2,491	992	992	992	992	1,068
Appropriations Unit: Personnel		489,500	483,336	483,336	247,407	483,336	517,378
OTHER PROFESSIONAL SVCS.	521900	16,972	75,000	144,343	60,900	75,000	60,000
SEWRPC SERVICES	521930	174,665	175,105	175,105	175,105	175,105	180,000
TELECOMMUNICATIONS	522500	588	500	500	234	500	500
MOTOR VEHICLE MTNCE.	524100	4,351	7,000	7,000	2,990	7,000	6,500
OFFICE MACH/EQUIP MTNCE.	524200	4	0	0	0	0	0
Appropriations Unit: Contractual		196,580	257,605	326,948	239,229	257,605	247,000
OFFICE SUPPLIES	531200	4,555	4,800	4,800	3,285	4,800	5,000
PRINTING/DUPLICATION	531300	4,340	4,500	4,500	345	4,500	4,500
PUBLICATIONS/NOTICES	532100	3,098	6,000	6,000	1,625	6,000	6,000
SUBSCRIPTIONS	532200	778	1,300	1,300	584	1,300	1,300
BOOKS & MANUALS	532300	159	800	800	0	800	800
MILEAGE & TRAVEL	533900	1,579	4,400	4,400	2,285	4,400	4,000
STAFF DEVELOPMENT	543340	5,814	6,800	6,800	3,845	6,800	7,000
Appropriations Unit: Supplies		20,323	28,600	28,600	11,969	28,600	28,600
INSURANCE ON BUILDINGS	551100	1,114	387	1,362	1,362	387	1,444
PUBLIC LIABILITY INS.	551300	8,818	8,859	8,859	8,859	8,859	9,309
Appropriations Unit: Fixed Charges		9,932	9,246	10,221	10,221	9,246	10,753
Total Expense for Busines Unit		716,335	778,787	849,105	508,826	778,787	803,731

BUSINESS UNIT:	REVENUE: DIVISION OF PLANNING & DEVELOPMENT
FUND: 100	BUSINESS UNIT #: 18280

Account Description:	OBJ:	(1) 2015 Actual	(2) 2016 Adopted Budget	(3) 2016 Budget Adopted & Modified 6/30	(4) 2016 Actual as of 6/30	(5) 2016 Projected at 12/31	(6) 2017 Proposed Operating and Capital Budget
STATE AID LAND CONSERVATION	443610	119,406	120,000	120,000	0	120,000	120,000
LAND USE FEES	444250	131,630	120,000	120,000	81,052	120,000	130,000
DEVEL REVIEW & VERIFICATION	446590	12,540	10,000	10,000	10,330	10,330	10,000
SOMERS REVENUE	446605	0	0	0	0	0	50,000
CARRYOVER	449980	0	75,000	144,343	0	75,000	0
Appropriations Unit: Revenue		263,576	325,000	394,343	91,382	325,330	310,000
Total Funding for Business Unit		263,576	325,000	394,343	91,382	325,330	310,000

Total Expenses for Business Unit	716,335	778,787	849,105	508,826	778,787	803,731
Total Revenue for Business Unit	(263,576)	(325,000)	(394,343)	(91,382)	(325,330)	(310,000)
Total Levy for Business Unit	452,759	453,787			453,457	493,731

DIVISION OF PLANNING & DEVELOPMENT - TREE PLANTING

The purpose of the tree program is to provide seedling trees and plant material to the public at a nominal cost to aid in the reforestation of Kenosha County. The nursery stock is usually bare root and is offered in the spring of the year. Revenue received from the tree program is used to cover the cost of the program. Any remaining revenue or nursery material received is used in the reforestation of county owned lands.

DEPT/DIV: DEPARTMENT OF PUBLIC WORKS AND DEVELOPMENT SERVICES - PLANNING & DEVELOPMENT

	(1) 2015 <u>Actual</u>	(2) 2016 Adopted <u>Budget</u>	(3) 2016 Budget Adopted & <u>Modified 6/30</u>	(4) 2016 Actual <u>as of 6/30</u>	(5) 2016 Projected <u>at 12/31</u>	(6) 2017 Proposed Operating and <u>Capital Budget</u>
Supplies	9,644	16,400	30,987	14,647	16,400	16,400
Total Expenses for Business Unit	9,644	16,400	30,987	14,647	16,400	16,400
Total Revenue for Business Unit	(13,870)	(16,400)	(30,987)	(18,586)	(18,586)	(16,400)
Total Levy for Business Unit	(4,226)	0			(2,186)	0

DEPT/DIV: DEPARTMENT OF PUBLIC WORKS AND DEVELOPMENT SERVICES - PLANNING & DEVELOPMENT

BUSINESS UNIT: DIVISION OF PLANNING & DEVELOPMENT- TREE PLANTING PROGRAM

FUND: 135 BUSINESS UNIT #: 18310

		(1)	(2)	(3)	(4)	(5)	(6)
		2015	2016	2016 Budget	2016	2016	2017 Proposed
Account Description:	OBJ:	Actual	Adopted Budget	Adopted & Modified 6/30	Actual as of 6/30	Projected at 12/31	Operating and Capital Budget
OFFICE SUPPLIES	531200	0	400	400	0	400	400
TREE PLANTING STOCK	534110	9,431	15,000	15,000	14,603	15,000	15,000
OTHER OPERATING SUPPLIES	534900	213	1,000	15,587	44	1,000	1,000
Appropriations Unit: Supplies		9,644	16,400	30,987	14,647	16,400	16,400
Total Expense for Business Unit		9,644	16,400	30,987	14,647	16,400	16,400

BUSINESS UNIT: REVENUE: DIVISION OF PLANNING & DEVELOPMENT- TREE PLANTING PROGRAM

FUND: 135 BUSINESS UNIT #: 18310

		(1)	(2)	(3)	(4)	(5)	(6)
		2015	2016	2016 Budget	2016	2016	2017 Proposed
Account Description:	OBJ:	Actual	Adopted Budget	Adopted & Modified 6/30	Actual as of 6/30	Projected at 12/31	Operating and Capital Budget
TREE PLANTING PROGRAM REVENUE	446600	13,870	16,400	16,400	18,586	18,586	16,400
SOMERS REVENUE	446605	0	0	14,587	0	0	0
Appropriations Unit: Revenue		13,870	16,400	30,987	18,586	18,586	16,400
Total Funding for Business Unit		13,870	16,400	30,987	18,586	18,586	16,400

Total Expenses for Business Unit	9,644	16,400	30,987	14,647	16,400	16,400
Total Revenue for Business Unit	(13,870)	(16,400)	(30,987)	(18,586)	(18,586)	(16,400)
Total Levy for Business Unit	(4,226)	0			(2,186)	0

REVOLVING PRE-DEVELOPMENT

In the Division of Planning and Development – land use projects are required to be monitored and reviewed. Due to their complex nature, some projects are reviewed by outside professionals who have expertise in these areas. The cost of these reviews performed is paid for by the developer or the operator of the project. The Land Use Committee has approved and authorized these types of reviews. Because some projects such as gravel pit approvals are granted for more than one year, account amounts are non-lapsing and are carried forward.

DEPT/DIV: DEPARTMENT OF PUBLIC WORKS AND DEVELOPMENT SERVICES - PLANNING & DEVELOPMENT

	(1) 2015 <u>Actual</u>	(2) 2016 Adopted <u>Budget</u>	(3) 2016 Budget Adopted & <u>Modified 6/30</u>	(4) 2016 Actual <u>as of 6/30</u>	(5) 2016 Projected <u>at 12/31</u>	(6) 2017 Proposed Operating and <u>Capital Budget</u>
Contractual	0	10,000	35,841	0	10,000	10,000
Total Expenses for Business Unit	0	10,000	35,841	0	10,000	10,000
Total Revenue for Business Unit	(4,720)	(10,000)	(35,841)	0	(10,000)	(10,000)
Total Levy for Business Unit	(4,720)	0			0	0

DEPT/DIV: DEPARTMENT OF PUBLIC WORKS AND DEVELOPMENT SERVICES - PLANNING & DEVELOPMENT

BUSINESS UNIT: DIVISION OF PLANNING & DEVELOPMENT- REVOLVING PRE-DEVELOPMENT

FUND: 260 BUSINESS UNIT #: 18290

Account Description:	OBJ:	(1) 2015 Actual	(2) 2016 Adopted Budget	(3) 2016 Budget Adopted & Modified 6/30	(4) 2016 Actual as of 6/30	(5) 2016 Projected at 12/31	(6) 2017 Proposed Operating and Capital Budget
OTHER PROFESSIONAL SVCS.	521900	0	10,000	35,841	0	10,000	10,000
Appropriations Unit:	Contractual	0	10,000	35,841	0	10,000	10,000
Total Expense for Business Unit		0	10,000	35,841	0	10,000	10,000

BUSINESS UNIT: REVENUE: DIVISION OF PLANNING & DEVELOPMENT - REVOLVING PRE-DEVELOPMENT

FUND: 260 BUSINESS UNIT #: 18290

Account Description:	OBJ:	(1) 2015 Actual	(2) 2016 Adopted Budget	(3) 2016 Budget Adopted & Modified 6/30	(4) 2016 Actual as of 6/30	(5) 2016 Projected at 12/31	(6) 2017 Proposed Operating and Capital Budget
DEVEL REVIEW & VERIFICATION	446590	4,720	0	0	0	0	10,000
CARRYOVER	449980	0	10,000	35,841	0	10,000	0
Appropriations Unit:	Revenue	4,720	10,000	35,841	0	10,000	10,000
Total Funding for Business Unit		4,720	10,000	35,841	0	10,000	10,000

Total Expenses for Business Unit	0	10,000	35,841	0	10,000	10,000
Total Revenue for Business Unit	(4,720)	(10,000)	(35,841)	0	(10,000)	(10,000)
Total Levy for Business Unit	(4,720)	0			0	0

This page left blank intentionally

LAND AND WATER CONSERVATION COMMITTEE

The Land and Water Conservation Committee were created pursuant to state law. The committee is comprised of citizen members, County Board members, and a member of the County's Agricultural Stabilization and Conservation Committee. Its mission is to work with the citizens of Kenosha County in encouraging soil and water conservation planning, assisting with the farmland preservation program, abating nonpoint source water pollution, erosion control planning, eliminating soil loss, and the County's tree program.

DEPT/DIV: DEPARTMENT OF PUBLIC WORKS AND DEVELOPMENT SERVICES - PLANNING & DEVELOPMENT

	(1) 2015 Actual	(2) 2016 Adopted Budget	(3) 2016 Budget Adopted & Modified 6/30	(4) 2016 Actual as of 6/30	(5) 2016 Projected at 12/31	(6) 2017 Proposed Operating and Capital Budget
Grants/Contributions	70,715	60,000	87,757	0	60,000	60,000
Total Expenses for Business Unit	70,715	60,000	87,757	0	60,000	60,000
Total Revenue for Business Unit	(70,715)	(60,000)	(87,757)	(210)	(60,000)	(60,000)
Total Levy for Business Unit	0	0			0	0

DEPT/DIV: DEPARTMENT OF PUBLIC WORKS AND DEVELOPMENT SERVICES - PLANNING & DEVELOPMENT

BUSINESS UNIT: DIVISION OF PLANNING & DEVELOPMENT- LAND AND WATER MANAGEMENT

FUND: 260 BUSINESS UNIT #: 74110

Account Description:	OBJ:	(1) 2015 Actual	(2) 2016 Adopted Budget	(3) 2016 Budget Adopted & Modified 6/30	(4) 2016 Actual as of 6/30	(5) 2016 Projected at 12/31	(6) 2017 Proposed Operating and Capital Budget
GRANT PROGRAM PAYMENTS	571580	70,715	60,000	87,757	0	60,000	60,000
Appropriations Unit: Grants/Contrit		70,715	60,000	87,757	0	60,000	60,000
Total Expense for Business Unit		70,715	60,000	87,757	0	60,000	60,000

BUSINESS UNIT: REVENUE: DIVISION OF PLANNING & DEVELOPMENT - LAND AND WATER MANAGEMENT

FUND: 260 BUSINESS UNIT #: 74110

Account Description:	OBJ:	(1) 2015 Actual	(2) 2016 Adopted Budget	(3) 2016 Budget Adopted & Modified 6/30	(4) 2016 Actual as of 6/30	(5) 2016 Projected at 12/31	(6) 2017 Proposed Operating and Capital Budget
LAND AND WATER PLAN GRANT	445450	70,715	60,000	87,757	210	60,000	60,000
Appropriations Unit: Revenue		70,715	60,000	87,757	210	60,000	60,000
Total Funding for Business Unit		70,715	60,000	87,757	210	60,000	60,000

Total Expenses for Business Unit	70,715	60,000	87,757	0	60,000	60,000
Total Revenue for Business Unit	(70,715)	(60,000)	(87,757)	(210)	(60,000)	(60,000)
Total Levy for Business Unit	0	0			0	0

This page left blank intentionally

HOUSING AUTHORITY

ACTIVITIES

The Kenosha County Housing Authority (KCHA), comprised of five members appointed by the County Executive and confirmed by the County Board of Supervisors, administers the following programs within Kenosha County, outside the City of Kenosha: the Housing Rehabilitation Loan Program, the Homestead Opportunity Loan Program, and the Fox River Flood Mitigation Program.

The Housing Rehabilitation Loan Program was established to conserve, rehabilitate, and improve residential property owned or occupied by low- and moderate-income residents of Kenosha County, outside the City of Kenosha. The Program offers deferred payment, no interest loans for the rehabilitation of owner-occupied properties, and low-interest installment loans for the rehabilitation of rental units and/or the conversion to rental units.

The Homestead Opportunity Loan Program was established to assist low- and moderate-income residents who are currently renters in purchasing property and becoming homeowners in Kenosha County, outside the City of Kenosha. Deferred payment, no interest loans are provided to assist buyers with a down payment and/or closing costs.

The Fox River Flood Mitigation Program was established for the acquisition of property and the relocation of residents that live within the designated 100-year recurrence interval floodplain that lies along the Fox River in the Towns of Salem and Wheatland and the Village of Silver Lake. All acquired dwellings are demolished and the property placed in permanent open space. The purpose of the program is to reduce the threat to the health and safety of area residents and rescue workers resulting from the frequent and severe flooding of the Fox River. A secondary goal of the program is the removal of blighted and hazardous dwellings in the county.

GOALS AND OBJECTIVES

- The KCHA will continue to administer the Housing Rehabilitation Loan Program in 2012, and approve new loans on an ongoing basis, as repaid funds from the 1985, 1988, 1990, and 1993 Wisconsin Community Development Block Grant (CDBG) awards become available for further housing rehabilitation activities.
- The KCHA will continue the administration of the Homestead Opportunity Loan Program by utilizing its existing revolving loan fund to help renters purchase a home in the County. The pride of home ownership has been shown to improve and stabilize neighborhoods within the County.
- The KCHA will continue to administer the Fox River Flood Mitigation Program that was initiated in 1994 with a CDBG Disaster Recovery Assistance Award, and recapitalized with six CDBG Housing and Emergency Assistance awards, (11) Federal Emergency Management Agency (FEMA) grant awards, and one Wisconsin Department of Natural Resources award.
- The KCHA will assist with the implementation of the Kenosha County Hazard Mitigation Plan.
- The KCHA will monitor Federal and State grant-in-aid programs for flood mitigation funding and seek such assistance, as it becomes available.

DEPT/DIV: DEPARTMENT OF PUBLIC WORKS AND DEVELOPMENT SERVICES - HOUSING AUTHORITY

	(1) 2015 <u>Actual</u>	(2) 2016 Adopted <u>Budget</u>	(3) 2016 Budget Adopted & <u>Modified 6/30</u>	(4) 2016 Actual <u>as of 6/30</u>	(5) 2016 Projected <u>at 12/31</u>	(6) 2017 Proposed Operating and <u>Capital Budget</u>
Contractual	174,014	0	0	13,367	13,367	0
Outlay	359,903	0	0	0	0	0
Total Expenses for Business Unit	533,917	0	0	13,367	13,367	0
Total Revenue for Business Unit	(377,422)	0	0	(372)	(372)	0
Total Levy for Business Unit	156,495	0			12,995	0

DEPT/DIV: DEPARTMENT OF PUBLIC WORKS AND DEVELOPMENT SERVICES - HOUSING AUTHORITY

BUSINESS UNIT: HOUSING AUTHORITY - 1981 COMM DEV BLOCK GRANT

FUND: 240 BUSINESS UNIT #: 76810

Account Description:	OBJ:	(1) 2015 Actual	(2) 2016 Adopted Budget	(3) 2016 Budget Adopted & Modified 6/30	(4) 2016 Actual as of 6/30	(5) 2016 Projected at 12/31	(6) 2017 Proposed Operating and Capital Budget
WDF ADMINISTRATION	529590	40,076	0	0	12,899	12,899	0
Appropriations Unit:	Contractual	40,076	0	0	12,899	12,899	0
Total Expense for Business Unit		40,076	0	0	12,899	12,899	0

BUSINESS UNIT: HOUSING AUTHORITY - 1990 WISCONSIN DEVELOPMENT FUND GRANT

FUND: 240 BUSINESS UNIT #: 76900

Account Description:	OBJ:	(1) 2015 Actual	(2) 2016 Adopted Budget	(3) 2016 Budget Adopted & Modified 6/30	(4) 2016 Actual as of 6/30	(5) 2016 Projected at 12/31	(6) 2017 Proposed Operating and Capital Budget
CDBG REVOLVING LOAN	529490	127,671	0	0	300	300	0
WDF ADMINISTRATION	529590	3,767	0	0	168	168	0
Appropriations Unit:	Contractual	131,438	0	0	468	468	0
Total Expense for Business Unit		131,438	0	0	468	468	0

BUSINESS UNIT: COMMUNITY DEVELOPMENT BLOCK GRANT - FEMA-1768-DR-WI

FUND: 240 BUSINESS UNIT #: 77203

Account Description:	OBJ:	(1) 2015 Actual	(2) 2016 Adopted Budget	(3) 2016 Budget Adopted & Modified 6/30	(4) 2016 Actual as of 6/30	(5) 2016 Projected at 12/31	(6) 2017 Proposed Operating and Capital Budget
FLOOD PLAIN ACQ/RELO/DEMO	582130	176,191	0	0	0	0	0
Appropriations Unit:	Outlay	176,191	0	0	0	0	0
Total Expense for Business Unit		176,191	0	0	0	0	0

BUSINESS UNIT:	COMMUNITY DEVELOPMENT BLOCK GRANT - FEMA-1768-DR-WI					
FUND: 240	BUSINESS UNIT #: 77204					

		(1)	(2)	(3)	(4)	(5)	(6)
Account Description:	OBJ:	2015 Actual	2016 Adopted Budget	2016 Budget Adopted & Modified 6/30	2016 Actual as of 6/30	2016 Projected at 12/31	2017 Proposed Operating and Capital Budget
WDF ADMINISTRATION	529590	2,500	0	0	0	0	0
Appropriations Unit: Contractual		2,500	0	0	0	0	0
FLOOD PLAIN ACQ/RELO/DEMO	582130	183,712	0	0	0	0	0
Appropriations Unit: Outlay		183,712	0	0	0	0	0
Total Expense for Business Unit		186,212	0	0	0	0	0

BUSINESS UNIT:	REVENUE: COUNTY HOUSING AUTHORITY					
FUND: 240	BUSINESS UNIT #: 76810					

		(1)	(2)	(3)	(4)	(5)	(6)
Account Description:	OBJ:	2015 Actual	2016 Adopted Budget	2016 Budget Adopted & Modified 6/30	2016 Actual as of 6/30	2016 Projected at 12/31	2017 Proposed Operating and Capital Budget
GENERAL FUND INTEREST	448240	14	0	0	22	22	0
Appropriations Unit: Revenue		14	0	0	22	22	0
Total Funding for Business Unit		14	0	0	22	22	0

BUSINESS UNIT:	REVENUE: COUNTY HOUSING AUTHORITY					
FUND: 240	BUSINESS UNIT #: 76900					

		(1)	(2)	(3)	(4)	(5)	(6)
Account Description:	OBJ:	2015 Actual	2016 Adopted Budget	2016 Budget Adopted & Modified 6/30	2016 Actual as of 6/30	2016 Projected at 12/31	2017 Proposed Operating and Capital Budget
CDBG REVOLVING LOAN	442370	11,118	0	0	350	350	0
Appropriations Unit: Revenue		11,118	0	0	350	350	0
Total Funding for Business Unit		11,118	0	0	350	350	0

BUSINESS UNIT:	REVENUE: COUNTY HOUSING AUTHORITY					
FUND: 240	BUSINESS UNIT #: 77203					

		(1)	(2)	(3)	(4)	(5)	(6)
		2015	2016	2016 Budget	2016	2016	2017 Proposed
Account Description:	OBJ:	Actual	Adopted Budget	Adopted & Modified 6/30	Actual as of 6/30	Projected at 12/31	Operating and Capital Budget
FEMA-1768-DR-WI	442333	178,453	0	0	0	0	0
Appropriations Unit: Revenue		178,453	0	0	0	0	0
Total Funding for Business Unit		178,453	0	0	0	0	0

BUSINESS UNIT:	REVENUE: COUNTY HOUSING AUTHORITY					
FUND: 240	BUSINESS UNIT #: 77204					

		(1)	(2)	(3)	(4)	(5)	(6)
		2015	2016	2016 Budget	2016	2016	2017 Proposed
Account Description:	OBJ:	Actual	Adopted Budget	Adopted & Modified 6/30	Actual as of 6/30	Projected at 12/31	Operating and Capital Budget
FEMA 2013 REVENUE	442334	187,837	0	0	0	0	0
Appropriations Unit: Revenue		187,837	0	0	0	0	0
Total Funding for Business Unit		187,837	0	0	0	0	0

Total Expenses for Business Unit	533,917	0	0	13,367	13,367	0
Total Revenue for Business Unit	(377,422)	0	0	(372)	(372)	0
Total Levy for Business Unit	156,495	0			12,995	0

CAPITAL PROJECTS

ACTIVITIES

This budget contains non-lapsing funds for certain specified capital outlay projects, which are under the supervision and direction of the County Executive. Building/construction projects may also contain funds for certain capital equipment purchases approved as part of the overall project scope.

DEPT/DIV: DEPT OF PUBLIC WORKS AND DEVELOPMENT SERVICES - CAPITAL PROJECTS - GENERAL

	(1) 2015 <u>Actual</u>	(2) 2016 Adopted <u>Budget</u>	(3) 2016 Budget Adopted & <u>Modified 6/30</u>	(4) 2016 Actual <u>as of 6/30</u>	(5) 2016 Projected <u>at 12/31</u>	(6) 2017 Proposed Operating and <u>Capital Budget</u>
Outlay	250,000	0	0	0	0	0
Cost Allocation	8,066,678	0	0	0	0	0
Debt Service	128,887	0	0	0	0	0
Total Expenses for Business Unit	8,445,565	0	0	0	0	0
Total Revenue for Business Unit	(8,643,127)	0	(57,191)	(68,640)	(68,640)	0
Total Levy for Business Unit	(197,562)	0			(68,640)	0

DEPT/DIV: DEPT OF PUBLIC WORKS AND DEVELOPMENT SERVICES - CAPITAL PROJECTS - GENERAL

BUSINESS UNIT: CAPITAL PROJECTS - GENERAL

FUND: 411 BUSINESS UNIT #: 76200

Account Description:	OBJ:	(1) 2015 Actual	(2) 2016 Adopted Budget	(3) 2016 Budget Adopted & Modified 6/30	(4) 2016 Actual as of 6/30	(5) 2016 Projected at 12/31	(6) 2017 Proposed Operating and Capital Budget
DEBT SERVICE CHARGES	569100	128,887	0	0	0	0	0
Appropriations Unit: Debt Service		128,887	0	0	0	0	0
OPERATING TRANSFER OUT	599991	8,066,678	0	0	0	0	0
Appropriations Unit: Cost Allocation		8,066,678	0	0	0	0	0
Total Expense for Busines Unit		8,195,565	0	0	0	0	0

BUSINESS UNIT: CAPITAL PROJECTS - SHALOM CENTER - FAMILY EMERGENCY CENTER

FUND: 411 BUSINESS UNIT #: 76399

Account Description:	OBJ:	(1) 2015 Actual	(2) 2016 Adopted Budget	(3) 2016 Budget Adopted & Modified 6/30	(4) 2016 Actual as of 6/30	(5) 2016 Projected at 12/31	(6) 2017 Proposed Operating and Capital Budget
PRCH/PLAN/DGSN/CONST/EQUIP	582250	250,000	0	0	0	0	0
Appropriations Unit: Outlay		250,000	0	0	0	0	0
Total Expense for Busines Unit		250,000	0	0	0	0	0

BUSINESS UNIT: REVENUE: CAPITAL PROJECTS - GENERAL

FUND: 411 BUSINESS UNIT #: 76200

Account Description:	OBJ:	(1) 2015 Actual	(2) 2016 Adopted Budget	(3) 2016 Budget Adopted & Modified 6/30	(4) 2016 Actual as of 6/30	(5) 2016 Projected at 12/31	(6) 2017 Proposed Operating and Capital Budget
BONDING	440000	(5,097,881)	0	0	0	0	0
GEN. PROP. TAX	441110	74,742	0	57,191	57,191	57,191	0
GENERAL FUND INTEREST	448110	5,899	0	0	11,449	11,449	0

NOTE PROCEEDS	449010	12,305,000	0	0	0	0	0
PREMIUM ON BOND	449030	972,417	0	0	0	0	0
OPERATING TRANSFER IN	449991	257,950	0	0	0	0	0
Appropriations Unit: Revenue		8,518,127	0	57,191	68,640	68,640	0
Total Funding for Business Unit		8,518,127	0	57,191	68,640	68,640	0

BUSINESS UNIT:	REVENUE: CAPITAL PROJECTS - SHALOM CENTER - FAMILY EMERGENCY CENTER
FUND: 411	BUSINESS UNIT #: 76399

Account Description:	OBJ:	(1) 2015 Actual	(2) 2016 Adopted Budget	(3) 2016 Budget Adopted & Modified 6/30	(4) 2016 Actual as of 6/30	(5) 2016 Projected at 12/31	(6) 2017 Proposed Operating and Capital Budget
BONDING	440000	125,000	0	0	0	0	0
Appropriations Unit: Revenue		125,000	0	0	0	0	0
Total Funding for Business Unit		125,000	0	0	0	0	0

Total Expenses for Business Unit	8,445,565	0	0	0	0	0
Total Revenue for Business Unit	(8,643,127)	0	(57,191)	(68,640)	(68,640)	0
Total Levy for Business Unit	(197,562)	0			(68,640)	0

DEPT/DIV: DEPT OF PUBLIC WORKS AND DEVELOPMENT SVS-CAPITAL PROJ-WESTERN KENOSHA COMM.

	(1) 2015 <u>Actual</u>	(2) 2016 Adopted <u>Budget</u>	(3) 2016 Budget Adopted & <u>Modified 6/30</u>	(4) 2016 Actual <u>as of 6/30</u>	(5) 2016 Projected <u>at 12/31</u>	(6) 2017 Proposed Operating and <u>Capital Budget</u>
Outlay	17,015	0	91,938	0	91,938	0
Total Expenses for Business Unit	17,015	0	91,938	0	91,938	0
Total Revenue for Business Unit	(64,065)	0	(91,938)	0	(91,938)	0
Total Levy for Business Unit	(47,050)	0			0	0

DEPT/DIV: DEPT OF PUBLIC WORKS AND DEVELOPMENT SVS-CAPITAL PROJ-WESTERN KENOSHA COMM.

BUSINESS UNIT: DEPT OF PUBLIC WORKS AND DEVELOPMENT SVS-CAPITAL PROJ-WESTERN KENOSHA COMM.

FUND: 432 BUSINESS UNIT #: 76365

Account Description:	OBJ:	(1)	(2)	(3)	(4)	(5)	(6)
		2015 Actual	2016 Adopted Budget	2016 Budget Adopted & Modified 6/30	2016 Actual as of 6/30	2016 Projected at 12/31	2017 Proposed Operating and Capital Budget
COMMUNICATION EQUIPMENT	581310	17,015	0	91,938	0	91,938	0
Appropriations Unit: Outlay		17,015	0	91,938	0	91,938	0
Total Expense for Business Unit		17,015	0	91,938	0	91,938	0

BUSINESS UNIT: REVENUE: CAPITAL PROJECTS - WESTERN KENOSHA CTY COMM

FUND: 432 BUSINESS UNIT #: 76365

Account Description:	OBJ:	(1)	(2)	(3)	(4)	(5)	(6)
		2015 Actual	2016 Adopted Budget	2016 Budget Adopted & Modified 6/30	2016 Actual as of 6/30	2016 Projected at 12/31	2017 Proposed Operating and Capital Budget
ATC PAYMENT REVENUE	446575	54,065	0	0	0	0	0
CARRYOVER	449980	0	0	91,938	0	91,938	0
OPERATING TRANSFER IN	449991	10,000	0	0	0	0	0
Appropriations Unit: Revenue		64,065	0	91,938	0	91,938	0
Total Funding for Business Unit		64,065	0	91,938	0	91,938	0

Total Expenses for Business Unit	17,015	0	91,938	0	91,938	0
Total Revenue for Business Unit	(64,065)	0	(91,938)	0	(91,938)	0
Total Levy for Business Unit	(47,050)	0			0	0

DEPT/DIV: DEPT OF PUBLIC WORKS AND DEVELOPMENT SVS-CAPITAL PROJ-ENERGY REDUCTION TECH.

	(1) 2015 <u>Actual</u>	(2) 2016 Adopted <u>Budget</u>	(3) 2016 Budget Adopted & <u>Modified 6/30</u>	(4) 2016 Actual <u>as of 6/30</u>	(5) 2016 Projected <u>at 12/31</u>	(6) 2017 Proposed Operating and <u>Capital Budget</u>
Outlay	31,855	100,000	140,778	25,925	140,778	100,000
Total Expenses for Business Unit	31,855	100,000	140,778	25,925	140,778	100,000
Total Revenue for Business Unit	0	(100,000)	(140,778)	0	(140,778)	(100,000)
Total Levy for Business Unit	31,855	0			0	0

DEPT/DIV: DEPT OF PUBLIC WORKS AND DEVELOPMENT SVS-CAPITAL PROJ-ENERGY REDUCTION TECH.

BUSINESS UNIT: DEPT OF PUBLIC WORKS AND DEVELOPMENT SVS-CAPITAL PROJ-ENERGY REDUCTION TECH.

FUND: 434 BUSINESS UNIT #: 76335

Account Description:	OBJ:	(1) 2015 Actual	(2) 2016 Adopted Budget	(3) 2016 Budget Adopted & Modified 6/30	(4) 2016 Actual as of 6/30	(5) 2016 Projected at 12/31	(6) 2017 Proposed Operating and Capital Budget
BUILDING IMPROVEMENTS	582200	31,855	100,000	140,778	25,925	140,778	100,000
Appropriations Unit: Outlay		31,855	100,000	140,778	25,925	140,778	100,000
Total Expense for Business Unit		31,855	100,000	140,778	25,925	140,778	100,000

BUSINESS UNIT: REVENUE: DEPARTMENT OF PUBLIC WORKS AND DEVELOPMENT SERVICES-CAPITAL PROJ-ENERGY REDUCTION TECH.

FUND: 434 BUSINESS UNIT #: 76335

Account Description:	OBJ:	(1) 2015 Actual	(2) 2016 Adopted Budget	(3) 2016 Budget Adopted & Modified 6/30	(4) 2016 Actual as of 6/30	(5) 2016 Projected at 12/31	(6) 2017 Proposed Operating and Capital Budget
BONDING	440000	0	100,000	100,000	0	100,000	100,000
CARRYOVER	449980	0	0	40,778	0	40,778	0
Appropriations Unit: Revenue		0	100,000	140,778	0	140,778	100,000
Total Funding for Business Unit		0	100,000	140,778	0	140,778	100,000

Total Expenses for Business Unit	31,855	100,000	140,778	25,925	140,778	100,000
Total Revenue for Business Unit	0	(100,000)	(140,778)	0	(140,778)	(100,000)
Total Levy for Business Unit	31,855	0			0	0

2017 CAPITAL OUTLAY

DEPARTMENT	FUND	BUS. UNIT	OBJ.	ITEM/DESCRIPTION	QNTY	PROPOSED OUTLAY BUDGET
DPW - Cap Proj - Energy Reduction	434	76335	582200	Energy Efficiency Projects		\$100,000
				Included in Capital Outlay/Project Plan > \$25,000		\$100,000
				Funded with Bonding		

DEPT/DIV: DEPT OF PUBLIC WORKS AND DEV SVS-CAP PROJ-PSB REMODEL EEOC-MED EXAMINERS

	(1) 2015 <u>Actual</u>	(2) 2016 <u>Adopted Budget</u>	(3) 2016 Budget <u>Adopted & Modified 6/30</u>	(4) 2016 <u>Actual as of 6/30</u>	(5) 2016 <u>Projected at 12/31</u>	(6) 2017 Proposed <u>Operating and Capital Budget</u>
Outlay	0	300,000	300,000	0	300,000	5,200,000
Total Expenses for Business Unit	0	300,000	300,000	0	300,000	5,200,000
Total Revenue for Business Unit	0	(300,000)	(300,000)	0	(300,000)	(5,200,000)
Total Levy for Business Unit	0	0			0	0

DEPT/DIV: DEPT OF PUBLIC WORKS AND DEV SVS-CAP PROJ-PSB REMODEL EEOC-MED EXAMINERS

BUSINESS UNIT: DEPT OF PUBLIC WORKS AND DEV SVS-CAP PROJ-PSB REMODEL EEOC-MED EXAMINERS

FUND: 425 **BUSINESS UNIT #: 76390**

		(1)	(2)	(3)	(4)	(5)	(6)
		2015	2016	2016 Budget	2016	2016	2017 Proposed
Account Description:	OBJ:	Actual	Adopted Budget	Adopted & Modified 6/30	Actual as of 6/30	Projected at 12/31	Operating and Capital Budget
PRCH/PLAN/DGSN/CONST/EQUIP	582250	0	300,000	300,000	0	300,000	5,200,000
Appropriations Unit:	Outlay	0	300,000	300,000	0	300,000	5,200,000
Total Expense for Business Unit		0	300,000	300,000	0	300,000	5,200,000

BUSINESS UNIT: REVENUE: DEPT OF PUBLIC WORKS AND DEVELOPMENT SERVICES-CAPITAL PROJ-PSB REMODEL EEOC-MED EXAMINERS

FUND: 425 **BUSINESS UNIT #: 76390**

		(1)	(2)	(3)	(4)	(5)	(6)
		2015	2016	2016 Budget	2016	2016	2017 Proposed
Account Description:	OBJ:	Actual	Adopted Budget	Adopted & Modified 6/30	Actual as of 6/30	Projected at 12/31	Operating and Capital Budget
BONDING	440000	0	300,000	300,000	0	300,000	5,200,000
Appropriations Unit:	Revenue	0	300,000	300,000	0	300,000	5,200,000
Total Funding for Business Unit		0	300,000	300,000	0	300,000	5,200,000

Total Expenses for Business Unit	0	300,000	300,000	0	300,000	5,200,000
Total Revenue for Business Unit	0	(300,000)	(300,000)	0	(300,000)	(5,200,000)
Total Levy for Business Unit	0	0			0	0

2017 CAPITAL OUTLAY

DEPARTMENT	FUND	BUS. UNIT	OBJ.	ITEM/DESCRIPTION	QNTY	PROPOSED OUTLAY BUDGET
DPW - Cap Proj - PSB Remodel EEOC	425	76390	582250	Law Enforcement Enhancements		\$5,200,000
				Included in Capital Outlay/Project Plan > \$25,000		\$5,200,000
				Funded with Bonding		

DEPT/DIV: DEPT OF PUBLIC WORKS AND DEV SVS - CAPITAL PROJ-ADMIN BLDG RESTORATION

	(1) 2015 <u>Actual</u>	(2) 2016 Adopted <u>Budget</u>	(3) 2016 Budget Adopted & <u>Modified 6/30</u>	(4) 2016 Actual <u>as of 6/30</u>	(5) 2016 Projected <u>at 12/31</u>	(6) 2017 Proposed Operating and <u>Capital Budget</u>
Outlay	310,353	0	207,575	61,697	207,575	0
Total Expenses for Business Unit	310,353	0	207,575	61,697	207,575	0
Total Revenue for Business Unit	(2,000,000)	0	(207,575)	0	(207,575)	0
Total Levy for Business Unit	(1,689,647)	0			0	0

DEPT/DIV: DEPT OF PUBLIC WORKS AND DEV SVS - CAPITAL PROJ-ADMIN BLDG RESTORATION

BUSINESS UNIT: DEPT OF PUBLIC WORKS AND DEV SVS - CAPITAL PROJ-ADMIN BLDG RESTORATION

FUND: 439 BUSINESS UNIT #: 76397

Account Description:	OBJ:	(1) 2015 Actual	(2) 2016 Adopted Budget	(3) 2016 Budget Adopted & Modified 6/30	(4) 2016 Actual as of 6/30	(5) 2016 Projected at 12/31	(6) 2017 Proposed Operating and Capital Budget
BUILDING IMPROVEMENTS	582200	310,353	0	207,575	61,697	207,575	0
Appropriations Unit: Outlay		310,353	0	207,575	61,697	207,575	0
Total Expense for Business Unit		310,353	0	207,575	61,697	207,575	0

BUSINESS UNIT: REVENUE: DEPARTMENT OF PUBLIC WORKS AND DEVELOPMENT SERVICES-CAPITAL PROJ-ADM. BLDG REST.

FUND: 439 BUSINESS UNIT #: 76397

Account Description:	OBJ:	(1) 2015 Actual	(2) 2016 Adopted Budget	(3) 2016 Budget Adopted & Modified 6/30	(4) 2016 Actual as of 6/30	(5) 2016 Projected at 12/31	(6) 2017 Proposed Operating and Capital Budget
CARRYOVER	449980	0	0	207,575	0	207,575	0
OPERATING TRANSFER IN	449991	2,000,000	0	0	0	0	0
Appropriations Unit: Revenue		2,000,000	0	207,575	0	207,575	0
Total Funding for Business Unit		2,000,000	0	207,575	0	207,575	0

Total Expenses for Business Unit	310,353	0	207,575	61,697	207,575	0
Total Revenue for Business Unit	(2,000,000)	0	(207,575)	0	(207,575)	0
Total Levy for Business Unit	(1,689,647)	0			0	0

DEPT/DIV: DEPT OF PUBLIC WORKS AND DEVELOPMENT SERVICES-CAP PROJ - PSB HARDWARE UPGRADE

	(1) 2015 <u>Actual</u>	(2) 2016 <u>Adopted Budget</u>	(3) 2016 Budget <u>Adopted & Modified 6/30</u>	(4) 2016 <u>Actual as of 6/30</u>	(5) 2016 <u>Projected at 12/31</u>	(6) 2017 Proposed <u>Operating and Capital Budget</u>
Outlay	0	600,000	800,000	0	800,000	0
Total Expenses for Business Unit	0	600,000	800,000	0	800,000	0
Total Revenue for Business Unit	0	(600,000)	(800,000)	0	(800,000)	0
Total Levy for Business Unit	0	0			0	0

DEPT/DIV: DEPT OF PUBLIC WORKS AND DEVELOPMENT SERVICES-CAP PROJ - PSB HARDWARE UPGRADE

BUSINESS UNIT: DEPT OF PUBLIC WORKS AND DEVELOPMENT SERVICES-CAP PROJ - PSB HARDWARE UPGRADE

FUND: 440 BUSINESS UNIT #: 76398

Account Description:	OBJ:	(1) 2015 Actual	(2) 2016 Adopted Budget	(3) 2016 Budget Adopted & Modified 6/30	(4) 2016 Actual as of 6/30	(5) 2016 Projected at 12/31	(6) 2017 Proposed Operating and Capital Budget
COMPUTER HARDWARE/SOFTWARE	581700	0	600,000	800,000	0	800,000	0
Appropriations Unit: Outlay		0	600,000	800,000	0	800,000	0
Total Expense for Business Unit		0	600,000	800,000	0	800,000	0

BUSINESS UNIT: REVENUE: CAPITAL PROJECTS - PSB HARDWARE UPGRADE

FUND: 440 BUSINESS UNIT #: 76398

Account Description:	OBJ:	(1) 2015 Actual	(2) 2016 Adopted Budget	(3) 2016 Budget Adopted & Modified 6/30	(4) 2016 Actual as of 6/30	(5) 2016 Projected at 12/31	(6) 2017 Proposed Operating and Capital Budget
BONDING	440000	0	600,000	600,000	0	600,000	0
CARRYOVER	449980	0	0	200,000	0	200,000	0
Appropriations Unit: Revenue		0	600,000	800,000	0	800,000	0
Total Funding for Business Unit		0	600,000	800,000	0	800,000	0

Total Expenses for Business Unit	0	600,000	800,000	0	800,000	0
Total Revenue for Business Unit	0	(600,000)	(800,000)	0	(800,000)	0
Total Levy for Business Unit	0	0			0	0

This page left blank intentionally

OFFICE OF THE DIRECTOR

The Office of the Director provides leadership and support on a department-wide basis to empower, facilitate and oversee program and management activities of the divisions. The broad purposes of the Office of the Director are: to promote efficient and effective service delivery at the divisional level; to increase the accountability of divisional programs and services to the administration, the County Board and the public; and to serve as an impetus to service coordination and integration. Effective coordination and integration of activities across Divisions increases cost effectiveness and improves the comprehensiveness and quality of services, approaching the management ideal of organizational synergy, where the whole is truly better than the sum of the individual parts. Through these leadership and support activities, the Office of the Director enables divisions to better contribute to the overall mission of the department, to address more completely the needs of their shared clientele, advocate more fully on behalf of the most vulnerable members of the community and communicate more effectively the nature and outcomes of the department's work.

- To seek out and develop revenue options to maximize the service and management resources of the department and minimize the use of county levy to support Human Services within the county (i.e. Medical Assistance, Income Maintenance, Medicaid Reimbursement, Federal/State Grants).
- To assure that all reasonable efforts are made by Divisions to contain costs and improve operational efficiencies without compromising service availability and quality.
- To implement through the service divisions of the agency mechanisms of quality assurance and service accountability through the RFP/RFA process and to make such information available to agency oversight bodies and the public.
- To promote and implement effective working relationships between the department and its many community partners, including private service providers, units of government, community-based organizations, education/training institutions, employers and funding entities.
- To ensure adequate facility, administrative and infrastructure support for divisional service systems and agency management within the one-stop Job Center/Human Services Building.

HUMAN SERVICES-OFFICE OF THE DIRECTOR

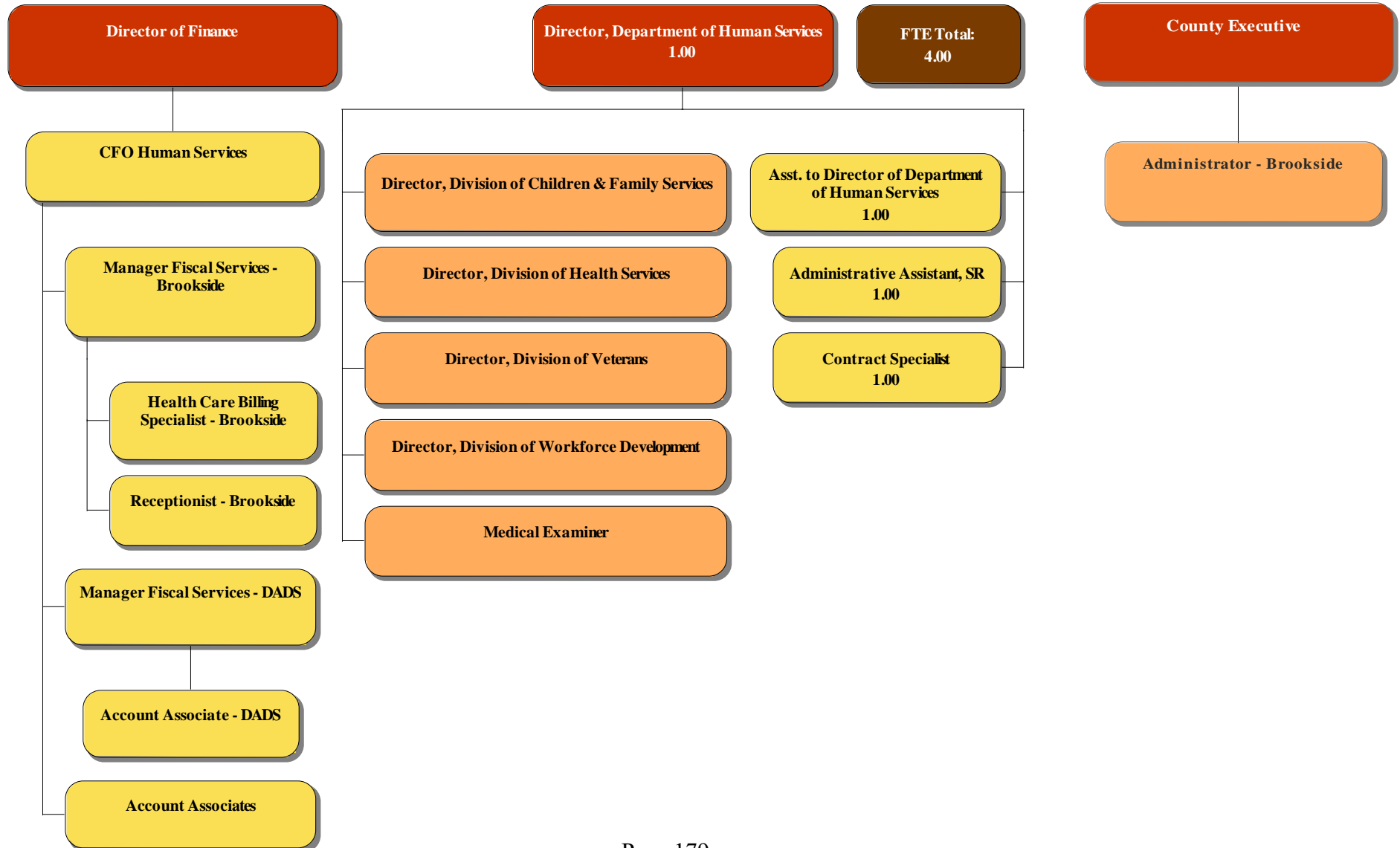
DIVISION	POSITION TITLE	CLASS TYPE	2013	2014	2015	2016	2017
<i>ADMINISTRATIVE</i>							
	DIRECTOR, HUMAN SERVICES	NR-L/E15	1.00	1.00	1.00	1.00	1.00
	ASST TO DIRECTOR OF HUMAN SVS.	NR-H/E12	1.00	1.00	1.00	1.00	1.00
	CONTRACT SPECIALIST	E6	0.00	0.00	0.00	1.00	1.00
	CONTRACT MONITOR	E6	1.00	1.00	1.00	0.00	0.00
	ADMINISTRATIVE ASSISTANT, SR	NE4	0.00	0.00	0.00	1.00	1.00
	SENIOR OFFICE ASSOCIATE	990C	1.00	1.00	1.00	0.00	0.00
AREA TOTAL			4.00	4.00	4.00	4.00	4.00
<i>FINANCE- DHS</i>							
	CFO HUMAN SERVICES	NR-I	1.00	1.00	0.00	0.00	0.00
	ACCOUNT CLERK	990C	3.17	3.00	0.00	0.00	0.00
AREA TOTAL			4.17	4.00	0.00	0.00	0.00
DIVISION TOTAL			8.17	8.00	4.00	4.00	4.00

* Defunded as of 2012



County of Kenosha

Department of Human Services



DEPT/DIV: DEPARTMENT OF HUMAN SERVICES - OFFICE OF HUMAN SERVICES DIRECTOR

	(1) 2015 Actual	(2) 2016 Adopted Budget	(3) 2016 Budget Adopted & Modified 6/30	(4) 2016 Actual as of 6/30	(5) 2016 Projected at 12/31	(6) 2017 Proposed Operating and Capital Budget
Personnel	699,990	694,342	694,342	343,169	694,342	778,464
Supplies	10,585	8,700	8,700	8,750	8,700	12,400
Fixed Charges	106,716	120,732	120,732	60,366	120,732	113,952
Grants/Contributions	147,406	211,200	211,200	47,829	211,200	215,424
Cost Allocation	0	124,105	124,105	0	0	126,587
Total Expenses for Business Unit	964,697	1,159,079	1,159,079	460,114	1,034,974	1,246,827
Total Revenue for Business Unit	(491,447)	(685,044)	(685,043)	0	(558,832)	(707,760)
Total Levy for Business Unit	473,250	474,035			476,142	539,067

DEPT/DIV: DEPARTMENT OF HUMAN SERVICES - OFFICE OF HUMAN SERVICES DIRECTOR

BUSINESS UNIT: OFFICE OF THE HUMAN SERVICES DIRECTOR

FUND: 200 BUSINESS UNIT #: 51000

		(1)	(2)	(3)	(4)	(5)	(6)
		2015	2016	2016 Budget	2016	2016	2017 Proposed
Account Description:	OBJ:	Actual	Adopted Budget	Adopted & Modified 6/30	Actual as of 6/30	Projected at 12/31	Operating and Capital Budget
SALARIES	511100	232,343	236,226	236,226	116,179	236,226	241,554
FICA	515100	17,532	18,072	18,072	7,882	18,072	18,478
RETIREMENT	515200	15,386	15,591	15,591	6,992	15,591	16,426
MEDICAL INSURANCE	515400	72,700	64,125	64,125	34,529	64,125	69,255
LIFE INSURANCE	515500	1,220	1,390	1,390	683	1,390	1,252
WORKERS COMP.	515600	808	667	667	667	667	718
INTERDEPARTMENTAL CHARGES	519990	360,001	358,271	358,271	176,237	358,271	430,781
Appropriations Unit: Personnel		699,990	694,342	694,342	343,169	694,342	778,464
OFFICE SUPPLIES	531200	35	200	200	0	200	200
SUBSCRIPTIONS	532200	3,850	650	650	4,150	650	4,350
BOOKS & MANUALS	532300	264	850	850	0	850	850
MILEAGE & TRAVEL	533900	1,149	2,000	2,000	224	2,000	2,000
STAFF DEVELOPMENT	543340	5,287	5,000	5,000	4,376	5,000	5,000
Appropriations Unit: Supplies		10,585	8,700	8,700	8,750	8,700	12,400
BUILDING RENTAL	553200	106,716	120,732	120,732	60,366	120,732	113,952
Appropriations Unit: Fixed Charges		106,716	120,732	120,732	60,366	120,732	113,952
PURCHASED SERV. ADMIN.	571760	147,406	211,200	211,200	47,829	211,200	215,424
Appropriations Unit: Grants/Conrit		147,406	211,200	211,200	47,829	211,200	215,424
INTERDEPARTMENTAL CHARGES	591000	0	124,105	124,105	0	0	126,587
Appropriations Unit: Cost Allocation		0	124,105	124,105	0	0	126,587
Total Expense for Busines Unit		964,697	1,159,079	1,159,079	460,114	1,034,974	1,246,827

BUSINESS UNIT: REVENUE: OFFICE OF DIRECTOR

FUND: 200 BUSINESS UNIT #: 51000

		(1)	(2)	(3)	(4)	(5)	(6)
		2015	2016	2016 Budget	2016	2016	2017 Proposed
Account Description:	OBJ:	Actual	Adopted Budget	Adopted & Modified 6/30	Actual as of 6/30	Projected at 12/31	Operating and Capital Budget

CCE REVENUE	442711	0	0	0	0	14,000	15,831
WIA CONTRACT REVENUE	442740	18,326	15,170	6,000	0	15,170	15,258
DSS SPECIAL REVENUES	442990	205,749	236,368	15,170	0	0	0
YOUTH AIDS	443020	0	0	30,000	0	50,000	26,529
SOCIAL SERVICES BASE	443090	0	0	200,367	0	150,000	195,164
INCOME MAINTENANCE	443240	129,665	243,844	243,844	0	140,000	254,327
CHILD SUPPORT REVENUE	443450	137,707	189,662	189,662	0	189,662	200,651
Appropriations Unit: Revenue		491,447	685,044	685,043	0	558,832	707,760
Total Funding for Business Unit		491,447	685,044	685,043	0	558,832	707,760

Total Expenses for Business Unit	964,697	1,159,079	1,159,079	460,114	1,034,974	1,246,827
Total Revenue for Business Unit	(491,447)	(685,044)	(685,043)	0	(558,832)	(707,760)
Total Levy for Business Unit	473,250	474,035			476,142	539,067

DEPARTMENT OF HUMAN SERVICES

CENTRAL SERVICES

Central Services provides building and tenant services for all DHS Divisions and other partners located at the Kenosha County Human Services/Job Center Building. Services include purchasing, safety, lease administration, building management, equipment procurement and maintenance, mail distribution, etc.

- To ensure safety for all public visitors and staff located at the Human Services/Job Center building.
- To maintain responsive internal facility services to all Human Services and Job Center Partners within the Human Services/Job Center building.
- To serve as a liaison to other County Departments including Public Works and external resources including Law Enforcement and Public Safety.

DEPT/DIV: DEPARTMENT OF HUMAN SERVICES - CENTRAL SERVICES

	(1) 2015 Actual	(2) 2016 Adopted Budget	(3) 2016 Budget Adopted & Modified 6/30	(4) 2016 Actual as of 6/30	(5) 2016 Projected at 12/31	(6) 2017 Proposed Operating and Capital Budget
Contractual	85,273	80,105	80,105	32,252	80,105	90,105
Supplies	294,168	335,000	335,000	131,071	335,000	335,000
Fixed Charges	64,664	70,000	70,000	32,284	70,000	80,000
Grants/Contributions	350,630	475,588	475,588	144,492	475,588	476,488
Outlay	24,727	0	0	0	0	0
Cost Allocation	(976,583)	(419,758)	(419,758)	(820,914)	(419,758)	(463,903)
Total Expenses for Business Unit	(157,121)	540,935	540,935	(480,815)	540,935	517,690
Total Revenue for Business Unit	(420,829)	(325,830)	(540,935)	(401,349)	(326,009)	(301,685)
Total Levy for Business Unit	(577,950)	215,105			214,926	216,005

DEPT/DIV: DEPARTMENT OF HUMAN SERVICES - CENTRAL SERVICES
BUSINESS UNIT: DEPARTMENT OF HUMAN SERVICES - CENTRAL SERVICES
FUND: 202 BUSINESS UNIT #: 53970

		(1)	(2)	(3)	(4)	(5)	(6)
		2015	2016	2016 Budget	2016	2016	2017 Proposed
Account Description:	OBJ:	Actual	Adopted Budget	Adopted & Modified 6/30	Actual as of 6/30	Projected at 12/31	Operating and Capital Budget
OFFICE MACH/EQUIP MTNCE	524200	81,668	55,000	55,000	31,223	55,000	75,000
Appropriations Unit: Contractual		81,668	55,000	55,000	31,223	55,000	75,000
FURN/FIXT >300<5000	530010	738	10,000	10,000	3,059	10,000	10,000
MACHY/EQUIP >300<5000	530050	8,183	15,000	15,000	0	15,000	15,000
POSTAGE	531100	91,939	90,000	90,000	31,706	90,000	90,000
OFFICE SUPPLIES	531200	80,238	75,000	75,000	31,824	75,000	75,000
Appropriations Unit: Supplies		181,098	190,000	190,000	66,589	190,000	190,000
EQUIP. LEASE/RENTAL	553300	64,112	70,000	70,000	31,948	70,000	70,000
Appropriations Unit: Fixed Charges		64,112	70,000	70,000	31,948	70,000	70,000
PURCHASED SERV. ADMIN.	571760	324,113	430,588	430,588	131,494	430,588	430,588
Appropriations Unit: Grants/Contrit		324,113	430,588	430,588	131,494	430,588	430,588
INTERDIVISIONAL CHARGES	591000	(976,583)	(619,758)	(619,758)	(820,914)	(619,758)	(463,903)
OPERATING TRANSFER OUT	599991	0	200,000	200,000	0	200,000	0
Appropriations Unit: Cost Allocation		(976,583)	(419,758)	(419,758)	(820,914)	(419,758)	(463,903)
Total Expense for Busines Unit		(325,592)	325,830	325,830	(559,660)	325,830	301,685

BUSINESS UNIT: DEPARTMENT OF HUMAN SERVICES - COUNTY MAIL SERVICES
FUND: 202 BUSINESS UNIT #: 53971

		(1)	(2)	(3)	(4)	(5)	(6)
		2015	2016	2016 Budget	2016	2016	2017 Proposed
Account Description:	OBJ:	Actual	Adopted Budget	Adopted & Modified 6/30	Actual as of 6/30	Projected at 12/31	Operating and Capital Budget
OFFICE MACH/EQUIP MTNCE	524200	3,605	25,105	25,105	1,029	25,105	15,105
Appropriations Unit: Contractual		3,605	25,105	25,105	1,029	25,105	15,105
POSTAGE	531100	110,515	140,000	140,000	63,448	140,000	140,000
OFFICE SUPPLIES	531200	2,555	5,000	5,000	1,034	5,000	5,000
Appropriations Unit: Supplies		113,070	145,000	145,000	64,482	145,000	145,000
EQUIP. LEASE/RENTAL	553300	552	0	0	336	0	10,000

Appropriations Unit:	Fixed Charges	552	0	0	336	0	10,000
PURCHASED SERV. ADMIN.	571760	26,517	45,000	45,000	12,998	45,000	45,900
Appropriations Unit:	Grants/Contri	26,517	45,000	45,000	12,998	45,000	45,900
MACHY/EQUIP >5000	580050	24,727	0	0	0	0	0
Appropriations Unit:	Outlay	24,727	0	0	0	0	0
Total Expense for Business Unit		168,471	215,105	215,105	78,845	215,105	216,005

BUSINESS UNIT:	REVENUE: DEPARTMENT OF HUMAN SERVICES - CENTRAL SERVICES
FUND: 202	BUSINESS UNIT #: 53970

Account Description:	OBJ:	(1) 2015 Actual	(2) 2016 Adopted Budget	(3) 2016 Budget Adopted & Modified 6/30	(4) 2016 Actual as of 6/30	(5) 2016 Projected at 12/31	(6) 2017 Proposed Operating and Capital Budget
GEN. PROP. TAX	441110	194,005	0	215,105	215,105	0	0
SALE OF COPIES	441270	693	0	0	179	179	0
RENTAL INCOME	448550	226,131	325,830	325,830	186,065	325,830	301,685
Appropriations Unit: Revenue		420,829	325,830	540,935	401,349	326,009	301,685
Total Funding for Business Unit		420,829	325,830	540,935	401,349	326,009	301,685

Total Expenses for Business Unit	(157,121)	540,935	540,935	(480,815)	540,935	517,690
Total Revenue for Business Unit	(420,829)	(325,830)	(540,935)	(401,349)	(326,009)	(301,685)
Total Levy for Business Unit	(577,950)	215,105			214,926	216,005

KENOSHA COUNTY

DIVISION OF WORKFORCE DEVELOPMENT

MISSION STATEMENT

The mission of the Kenosha County Division of Workforce Development is to create and operate a service delivery system that fully integrates the Economic Support, Child Support, Childcare, Case Management and Public Assistance programs into a single system that emphasizes social and economic self sufficiency as each program participant's primary goal. The Division's mission is accomplished through the provision of a variety of public assistance programs that include Child Support, Food Share, Medical Assistance, Childcare subsidies, Food Share Employment and Training (FSET), Able-Bodied Adults Without Dependents (ABAWD) and Wisconsin Innovations and Opportunities Act (WIOA) services.

To accomplish its mission and to achieve its goals the Division of Workforce Development collaborates with a number of other County divisions, educational institutions, local businesses, community-based organizations, public and private partners. Some of the established goals for the division include:

- Administering successful training and employment support programs that assist individuals and families to become self-sufficient
- Ensuring that employment support services, such as Childcare, Food Share, BadgerCare and Medical Assistance are easily accessible to eligible persons
- Connecting low income individuals to programs and services that help them to gain skills, education and knowledge that result in self sustaining employment
- Maintaining a high standard of customer service to insure timely access for all eligible members of the community
- Substantially increasing paternity establishment, child support orders and child support collection rates to bring about family stability and self sufficiency for custodial parents
- Identifying and delivering appropriate and professional services to all eligible persons
- Insuring that service delivery methods follow program guidelines that meet customer needs and performance benchmarks
- Actively pursuing state and federal funds to enhance services to the public through new program initiatives and projects
- Meeting or exceeding State performance standards for all program areas within DWD

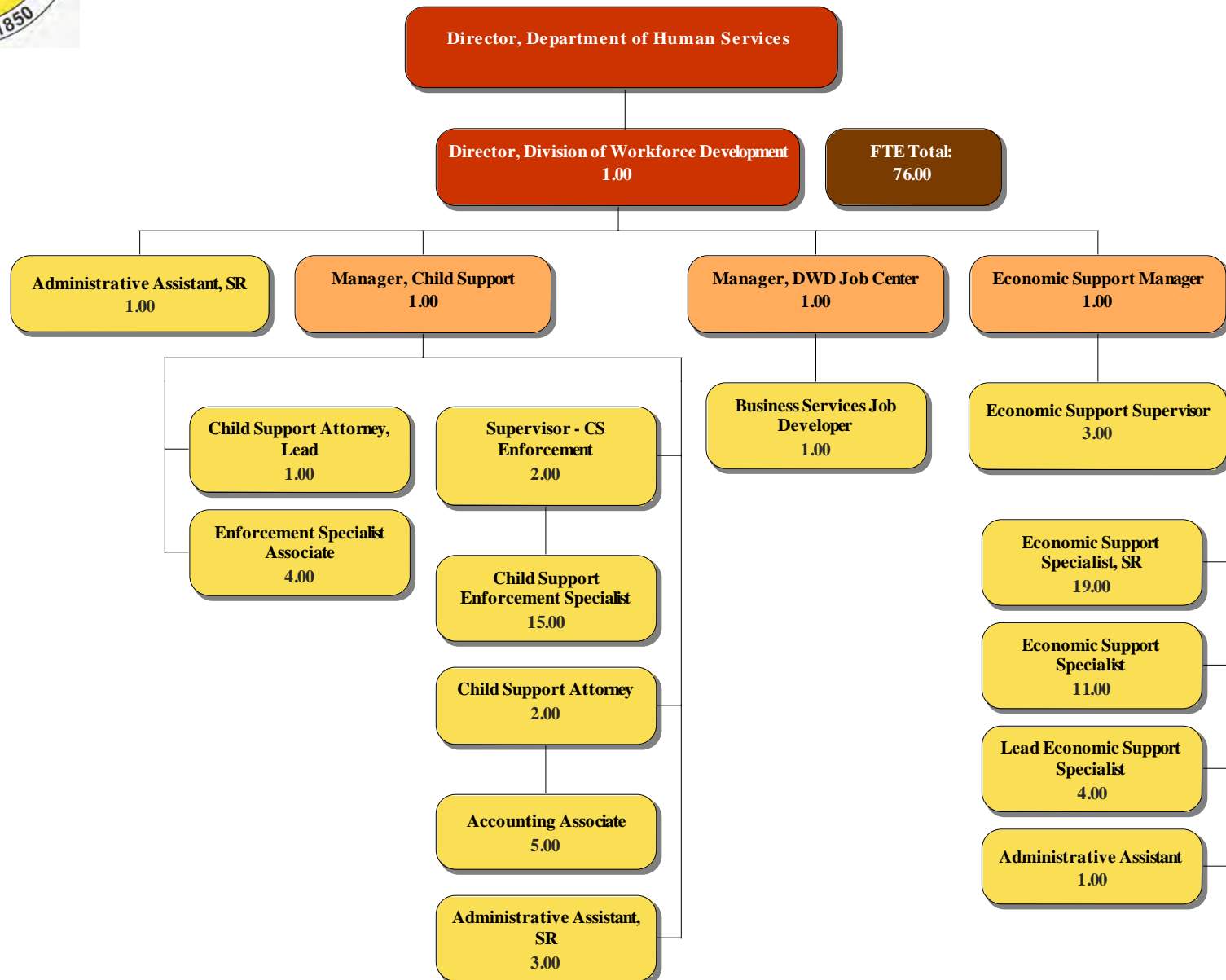
HUMAN SERVICES-DIVISION OF WORKFORCE DEVELOPMENT

DIVISION	POSITION TITLE	CLASS TYPE	2013	2014	2015	2016	2017
<i>ADMINISTRATIVE</i>							
	MANAGER, DWD JOB CENTER	NR-G/E8	1.00	1.00	1.00	1.00	1.00
	BUSINESS SERVICES JOB DEVELOPER	GRANT	1.00	1.00	1.00	1.00	1.00
	ADMINISTRATIVE ASSISTANT, SR	NE4	0.00	0.00	0.00	1.00	1.00
	SENIOR OFFICE ASSOCIATE	990C	2.00	2.00	2.00	0.00	0.00
	ADMINISTRATIVE ASSISTANT	NE1	0.00	0.00	0.00	1.00	1.00
	OFFICE ASSOCIATE	990C	0.75	0.00	0.00	0.00	0.00
	OFFICE SUPPORT WORKER	990C	0.25	0.00	0.00	0.00	0.00
AREA TOTAL			5.00	4.00	4.00	4.00	4.00
<i>ECONOMIC SUPPORT</i>							
	DIRECTOR, WORKFORCE DEVELOPMENT	NR-I/E10	1.00	1.00	1.00	1.00	1.00
	ECONOMIC SUPPORT MANAGER	E7	0.00	0.00	0.00	0.00	1.00
	ECONOMIC SUPPORT SUPERVISOR	NR-D/E5	4.00	4.00	4.00	4.00	3.00
	LEAD ECON SUPPORT SPECIALIST	NE6	0.00	0.00	0.00	4.00	4.00
	ECON SUPPORT SPECIALIST, SR	NE5	0.00	0.00	0.00	17.00	19.00
	ECON SUPPORT SPECIALIST II	990C	23.00	26.00	22.00	0.00	0.00
	ECON SUPPORT SPECIALIST I	990C	8.00	5.00	4.00	0.00	0.00
	ECON SUPPORT SPECIALIST	990C/NE4	0.00	0.00	8.00	13.00	11.00
AREA TOTAL			36.00	36.00	39.00	39.00	39.00
<i>CHILD SUPPORT</i>							
	CHILD SUPPORT ATTORNEY	NR-E/E9	2.00	2.00	2.00	2.00	2.00
	CHILD SUPPORT ATTORNEY, LEAD	E10	0.00	0.00	0.00	1.00	1.00
	COLLECTION SUPERVISOR	NR-D	1.00	0.00	0.00	0.00	0.00
	MANAGER, CHILD SUPPORT	E7	0.00	0.00	0.00	1.00	1.00
	CHILD SUPPORT PROGRAM MANAGER	NR-E	1.00	1.00	1.00	0.00	0.00
	CHILD SUPPORT ENFORCEMENT SUPERVISOR	NR-D/E5	1.00	2.00	2.00	2.00	2.00
	CHILD SUPPORT FISCAL SUPERVISOR	NR-D	1.00	1.00	1.00	0.00	0.00
	ENFORCEMENT SPECIALIST	990C/NE6	15.00	15.00	15.00	15.00	15.00
	ACCOUNTING ASSOCIATE	NE4	0.00	0.00	0.00	5.00	5.00
	ACCOUNT CLERK	990C	5.00	5.00	5.00	0.00	0.00
	ADMINISTRATIVE ASSISTANT, SR	NE4	0.00	0.00	0.00	3.00	3.00
	SENIOR OFFICE ASSOCIATE	990C	0.00	3.00	3.00	0.00	0.00
	ENFORCEMENT SPECIALIST ASSOCIATE	NE4	0.00	0.00	0.00	4.00	4.00
	OFFICE ASSOCIATE	990C	7.00	4.00	3.00	0.00	0.00
	OFFICE CLERICAL SUPPORT	990C	0.00	0.00	1.00	0.00	0.00
AREA TOTAL			33.00	33.00	33.00	33.00	33.00
DIVISION TOTAL			74.00	73.00	76.00	76.00	76.00



County of Kenosha

Division of Workforce Development



DEPT/DIV: DEPARTMENT OF HUMAN SERVICES - WORKFORCE DEVELOPMENT

	(1) 2015 Actual	(2) 2016 Adopted Budget	(3) 2016 Budget Adopted & Modified 6/30	(4) 2016 Actual as of 6/30	(5) 2016 Projected at 12/31	(6) 2017 Proposed Operating and Capital Budget
Personnel	5,952,914	6,114,896	6,114,896	2,960,703	6,114,896	6,184,441
Contractual	130,879	192,500	186,500	56,791	186,500	193,700
Supplies	25,443	25,100	25,100	15,380	26,193	25,100
Fixed Charges	672,581	663,536	663,536	352,706	663,536	628,750
Grants/Contributions	7,969,801	8,822,442	8,822,442	3,278,668	8,822,442	8,972,870
Total Expenses for Business Unit	14,751,618	15,818,474	15,812,474	6,664,248	15,813,567	16,004,861
Total Revenue for Business Unit	(13,946,848)	(14,743,365)	(14,743,365)	(5,045,566)	(15,041,458)	(14,813,559)
Total Levy for Business Unit	804,770	1,075,109			772,109	1,191,302

DEPT/DIV: DEPARTMENT OF HUMAN SERVICES - WORKFORCE DEVELOPMENT

BUSINESS UNIT: DIVISION OF WORKFORCE DEVELOPMENT

FUND: 200 BUSINESS UNIT #: 53570

		(1)	(2)	(3)	(4)	(5)	(6)
		2015	2016	2016 Budget	2016	2016	2017 Proposed
Account Description:	OBJ:	Actual	Adopted Budget	Adopted & Modified 6/30	Actual as of 6/30	Projected at 12/31	Operating and Capital Budget
SALARIES	511100	3,755,625	4,003,786	4,003,786	1,876,744	4,003,786	3,964,641
SALARIES-OVERTIME	511200	35,281	20,500	20,500	1,332	20,500	5,500
SALARIES-TEMPORARY	511500	147,485	106,488	106,488	81,905	106,488	141,440
FICA	515100	292,055	316,000	316,000	145,406	316,000	314,539
RETIREMENT	515200	266,867	272,634	272,634	129,335	272,634	279,600
MEDICAL INSURANCE	515400	1,443,367	1,376,903	1,376,903	712,591	1,376,903	1,460,115
LIFE INSURANCE	515500	11,596	11,538	11,538	6,343	11,538	11,017
WORKERS COMP.	515600	638	7,047	7,047	7,047	7,047	7,589
Appropriations Unit: Personnel		5,952,914	6,114,896	6,114,896	2,960,703	6,114,896	6,184,441
BLOOD TESTS	521880	21,933	54,000	54,000	10,211	54,000	54,800
OTHER PROFESSIONAL SVCS.	521900	17,476	26,000	20,000	6,620	20,000	26,400
PAPER SERVICE	525500	90,296	110,000	110,000	39,500	110,000	110,000
FILING FEES	525560	1,174	2,500	2,500	460	2,500	2,500
Appropriations Unit: Contractual		130,879	192,500	186,500	56,791	186,500	193,700
OFFICE SUPPLIES	531200	631	750	750	35	750	750
SUBSCRIPTIONS	532200	2,025	1,500	1,500	1,958	1,500	1,500
BOOKS & MANUALS	532300	408	800	800	408	800	800
MILEAGE & TRAVEL	533900	10,352	9,500	9,500	4,092	9,500	9,500
STAFF DEVELOPMENT	543340	12,027	12,550	12,550	8,887	13,643	12,550
Appropriations Unit: Supplies		25,443	25,100	25,100	15,380	26,193	25,100
PUBLIC LIABILITY INS.	551300	41,681	41,876	41,876	41,876	41,876	44,002
BUILDING RENTAL	553200	630,900	621,660	621,660	310,830	621,660	584,748
Appropriations Unit: Fixed Charges		672,581	663,536	663,536	352,706	663,536	628,750
DIRECT AID PAYMENTS	571750	210,397	210,000	210,000	124,854	210,000	225,000
PURCHASED SERV. ADMIN.	571760	336,952	400,000	400,000	189,218	400,000	400,000
PURCHASED SERV. PROGRAM	571770	7,422,452	8,212,442	8,212,442	2,964,596	8,212,442	8,347,870
Appropriations Unit: Grants/Conrit		7,969,801	8,822,442	8,822,442	3,278,668	8,822,442	8,972,870
Total Expense for Busines Unit		14,751,618	15,818,474	15,812,474	6,664,248	15,813,567	16,004,861

BUSINESS UNIT:	REVENUE: DIVISION WORKFORCE DEVELOPMENT
FUND: 200	BUSINESS UNIT #: 53570

Account Description:	OBJ:	(1) 2015 Actual	(2) 2016 Adopted Budget	(3) 2016 Budget Adopted & Modified 6/30	(4) 2016 Actual as of 6/30	(5) 2016 Projected at 12/31	(6) 2017 Proposed Operating and Capital Budget
CHILD CARE ELIGIBILITY	442711	256,431	300,000	300,000	86,168	300,000	300,000
DOC-WTW REVENUE	442737	89,811	0	0	47,217	47,217	0
WIOA CONTRACT REVENUE	442740	3,124,178	4,385,542	4,385,542	1,300,149	4,385,542	4,412,161
DSS SPECIAL REVENUES	442990	496,012	0	0	27,114	27,114	0
PROGRAM INCOME	443145	11,250	0	0	5,375	5,375	0
EMERGENCY FUEL	443200	364,421	400,000	400,000	165,218	400,000	400,000
CHILD CARE ADMIN	443210	526,399	566,243	566,243	122,110	566,243	614,776
CHILDREN FIRST	443225	0	0	0	0	0	100,000
SPSK REVENUE	443226	236,239	270,000	270,000	64,283	270,000	170,000
INCOME MAINTENANCE	443240	6,089,795	6,064,173	6,064,173	2,102,573	6,064,173	6,069,719
CHILD SUPPORT REVENUE	443450	1,876,862	2,740,407	2,740,407	897,938	2,740,407	2,729,903
CHILD SUPPORT MSL REVENUE	443455	111,278	0	0	70,687	70,687	0
CHILD SUPPORT STATE GPR REVENUE	443460	298,027	0	0	147,700	147,700	0
CHILD SUPPORT INCENTIVE REVENUE	443465	444,233	0	0	0	0	0
REIMBURSEMENT VS FEES	443480	660	2,000	2,000	316	2,000	2,000
BLOOD TESTS	443530	15,552	10,000	10,000	6,438	10,000	10,000
JAIL LITERACY PROJECT	445690	5,700	5,000	5,000	2,280	5,000	5,000
Appropriations Unit: Revenue		13,946,848	14,743,365	14,743,365	5,045,566	15,041,458	14,813,559
Total Funding for Business Unit		13,946,848	14,743,365	14,743,365	5,045,566	15,041,458	14,813,559

Total Expenses for Business Unit	14,751,618	15,818,474	15,812,474	6,664,248	15,813,567	16,004,861
Total Revenue for Business Unit	(13,946,848)	(14,743,365)	(14,743,365)	(5,045,566)	(15,041,458)	(14,813,559)
Total Levy for Business Unit	804,770	1,075,109			772,109	1,191,302

DIVISION OF VETERANS SERVICES

MISSION STATEMENT

The mission of the County Division of Veterans Services is to “...advise all veterans residing in the county...relative to any complaints or problems arising out of their military service...and...to render to them and their dependents all possible assistance.” (Wis. Statutes 45.80)

The broad statutory definition of the Division of Veterans Services mission primarily relates to a myriad of state and federal laws and the administrative rules promulgated by the Wisconsin Department of Veterans Affairs and the U.S. Department of Veterans Affairs (Wis. Statutes Chapter 45 and Title 38 U.S. Code), all of which concern various benefits for veterans and their dependents.

The Kenosha County Division of Veterans Services is in it’s totality a service function of county government which shares with nation and state a historic obligation to veterans and their families, by facilitating claims, applications and numerous other legal forms, and by acting as an advocate for Kenosha County citizens before complex and somewhat ponderous state and federal agencies.

The Kenosha County Division of Veterans Services renders timely, efficient and competent assistance to Kenosha County veterans and their families, delivered with dignity, compassion and respect earned in service this great nation.

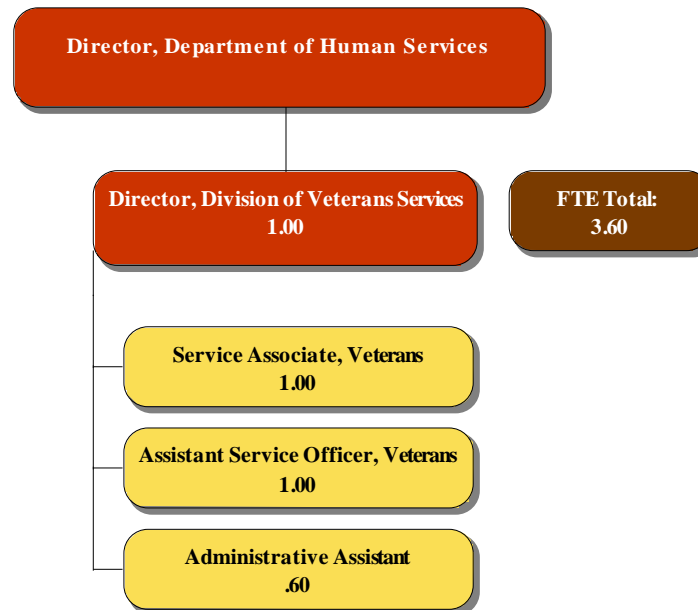
HUMAN SERVICES-DIVISION OF VETERANS SERVICES

DIVISION	POSITION TITLE	CLASS TYPE	2013	2014	2015	2016	2017
<i>ADMINISTRATIVE</i>							
	DIRECTOR, VETERAN SERVICES	NR-E/E6	1.00	1.00	1.00	1.00	1.00
	ASSISTANT VETERANS SVS OFFICER	NR-A/E1	0.00	1.00	1.00	1.00	1.00
	DEPUTY VETERANS OFFICER	990C	1.00	0.00	0.00	0.00	0.00
	VETERANS SERVICE ASSOCIATE	NE4	0.00	0.00	0.00	1.00	1.00
	ADMINISTRATIVE ASSISTANT	NE1	0.00	0.00	0.00	0.00	0.60
	SENIOR OFFICE ASSOCIATE	990C	1.00	1.00	1.00	0.00	0.00
DIVISION TOTAL			3.00	3.00	3.00	3.00	3.60



County of Kenosha

Division of Veterans Services



DEPT/DIV: DEPARTMENT OF HUMAN SERVICES - VETERANS

	(1) 2015 <u>Actual</u>	(2) 2016 Adopted <u>Budget</u>	(3) 2016 Budget Adopted & <u>Modified 6/30</u>	(4) 2016 Actual <u>as of 6/30</u>	(5) 2016 Projected <u>at 12/31</u>	(6) 2017 Proposed Operating and <u>Capital Budget</u>
Personnel	210,439	235,616	235,616	104,437	235,616	257,075
Supplies	6,108	11,520	11,520	3,387	11,520	13,060
Fixed Charges	23,048	23,052	23,052	12,078	23,052	22,364
Grants/Contributions	22,329	24,000	24,000	11,250	24,000	24,000
Total Expenses for Business Unit	261,924	294,188	294,188	131,152	294,188	316,499
Total Revenue for Business Unit	(13,598)	(13,000)	(13,000)	0	(10,000)	(13,000)
Total Levy for Business Unit	248,326	281,188			284,188	303,499

DEPT/DIV: DEPARTMENT OF HUMAN SERVICES - VETERANS

BUSINESS UNIT: VETERANS SERVICES

FUND: 100 BUSINESS UNIT #: 55000

		(1)	(2)	(3)	(4)	(5)	(6)
		2015	2016	2016 Budget	2016	2016	2017 Proposed
Account Description:	OBJ:	Actual	Adopted Budget	Adopted & Modified 6/30	Actual as of 6/30	Projected at 12/31	Operating and Capital Budget
SALARIES	511100	158,020	169,164	169,164	74,192	169,164	186,094
FICA	515100	11,926	12,940	12,940	5,790	12,940	14,236
RETIREMENT	515200	10,729	11,165	11,165	5,124	11,165	12,654
MEDICAL INSURANCE	515400	27,646	39,187	39,187	18,360	39,187	42,321
LIFE INSURANCE	515500	985	941	941	375	941	660
WORKERS COMP.	515600	487	281	281	281	281	303
Appropriations Unit: Personnel		209,793	233,678	233,678	104,122	233,678	256,268
ADVERTISING	532600	276	1,000	1,000	0	1,000	1,000
MILEAGE & TRAVEL	533900	1,231	1,500	1,500	358	1,500	2,000
STAFF DEVELOPMENT	543340	4,601	9,000	9,000	3,029	9,000	10,000
Appropriations Unit: Supplies		6,108	11,500	11,500	3,387	11,500	13,000
PUBLIC LIABILITY INS.	551300	872	876	876	876	876	920
BUILDING RENTAL	553200	22,176	22,176	22,176	11,202	22,176	21,444
Appropriations Unit: Fixed Charges		23,048	23,052	23,052	12,078	23,052	22,364
OTHER DIRECT RELIEF	571900	16,186	18,000	16,000	4,218	16,000	16,000
MEMORIAL MARKERS	573110	6,143	6,000	8,000	7,032	8,000	8,000
Appropriations Unit: Grants/Conrit		22,329	24,000	24,000	11,250	24,000	24,000
Total Expense for Busines Unit		261,278	292,230	292,230	130,837	292,230	315,632

BUSINESS UNIT: VETERANS SERVICE COMMISSION

FUND: 100 BUSINESS UNIT #: 55040

		(1)	(2)	(3)	(4)	(5)	(6)
		2015	2016	2016 Budget	2016	2016	2017 Proposed
Account Description:	OBJ:	Actual	Adopted Budget	Adopted & Modified 6/30	Actual as of 6/30	Projected at 12/31	Operating and Capital Budget
PER DIEM	514100	600	1,800	1,800	300	1,800	750
FICA	515100	46	138	138	15	138	57
Appropriations Unit: Personnel		646	1,938	1,938	315	1,938	807

MEMBERSHIP DUES	532400	0	20	20	0	20	60
Appropriations Unit: Supplies		0	20	20	0	20	60
Total Expense for Business Unit		646	1,958	1,958	315	1,958	867

BUSINESS UNIT:	REVENUE: VETERANS SERVICES
FUND: 100	BUSINESS UNIT #: 55000

Account Description:	OBJ:	(1) 2015 Actual	(2) 2016 Adopted Budget	(3) 2016 Budget Adopted & Modified 6/30	(4) 2016 Actual as of 6/30	(5) 2016 Projected at 12/31	(6) 2017 Proposed Operating and Capital Budget
VETERANS SERVICE REVENUE	443470	13,000	13,000	13,000	0	10,000	13,000
DONATIONS	448650	598	0	0	0	0	0
Appropriations Unit: Revenue		13,598	13,000	13,000	0	10,000	13,000
Total Funding for Business Unit		13,598	13,000	13,000	0	10,000	13,000

Total Expenses for Business Unit	261,924	294,188	294,188	131,152	294,188	316,499
Total Revenue for Business Unit	(13,598)	(13,000)	(13,000)	0	(10,000)	(13,000)
Total Levy for Business Unit	248,326	281,188			284,188	303,499

OFFICE OF THE MEDICAL EXAMINER

MISSION STATEMENT

To promote and maintain the highest professional standards in the field of medicolegal death investigation; to provide timely, accurate and legally defensible determination of cause and manner of death; to enhance public health and safety by increasing awareness of preventable deaths; to support the advancement of professional medical and legal education; and to protect the interest of the decedents, their loved ones and the communities we serve.

OBJECTIVES

- To ensure that investigations are carried out in an expeditious and professional manner, while maintaining the highest level of sensitivity and compassion to the surviving loved ones during their time of grief.
- To coordinate with other public health and safety organizations and entities to reduce the incidence of preventable deaths.
- To participate as part of the governmental response team for emergency management services.

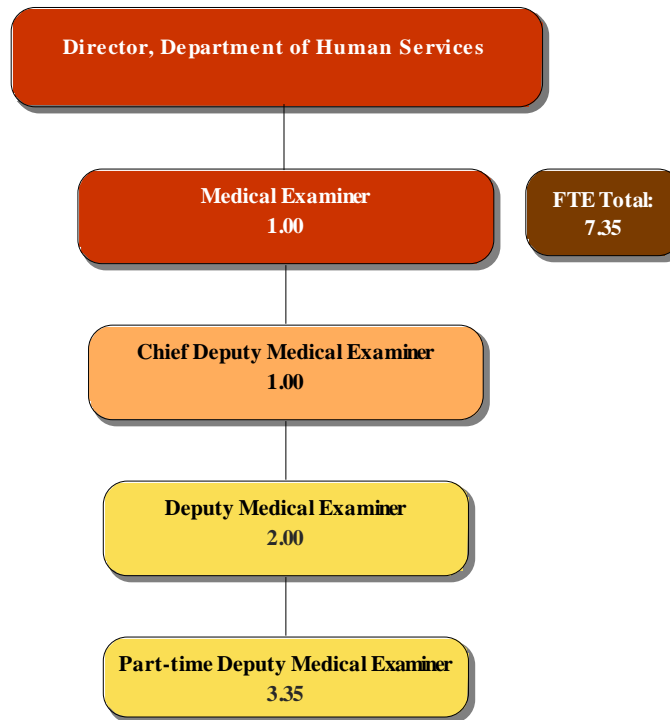
MEDICAL EXAMINER

DIVISION	POSITION TITLE	CLASS TYPE	2013	2014	2015	2016	2017
	MEDICAL EXAMINER	NR-G/E7	1.00	1.00	1.00	1.00	1.00
	CHIEF DEPUTY MEDICAL EXAMINER	NR-F/E6	1.00	1.00	1.00	1.00	1.00
	CHIEF INVESTIGATOR	NR-E	1.00	0.00	0.00	0.00	0.00
	DEPUTY MEDICAL EXAMINER	NR-C/NE9	0.00	1.00	2.00	2.00	2.00
	DEPUTY EXAMINER	PT-TIME	3.15	3.15	4.08	3.35	3.35
	DIVISION TOTAL		6.15	6.15	8.08	7.35	7.35



County of Kenosha

Medical Examiner



DEPT/DIV: DEPARTMENT OF HUMAN SERVICES - MEDICAL EXAMINER

	(1) 2015 Actual	(2) 2016 Adopted Budget	(3) 2016 Budget Adopted & Modified 6/30	(4) 2016 Actual as of 6/30	(5) 2016 Projected at 12/31	(6) 2017 Proposed Operating and Capital Budget
Personnel	415,657	430,639	430,639	217,156	430,639	451,004
Contractual	221,987	245,780	245,780	69,582	245,780	261,034
Supplies	13,340	17,750	17,750	4,216	17,750	25,786
Fixed Charges	109,400	112,490	112,490	56,688	112,490	115,997
Grants/Contributions	14,324	2,000	2,000	980	2,000	9,350
Cost Allocation	5,339	8,000	8,000	1,146	8,000	7,800
Total Expenses for Business Unit	780,047	816,659	816,659	349,768	816,659	870,971
Total Revenue for Business Unit	(260,868)	(304,630)	(304,630)	(117,215)	(254,630)	(260,510)
Total Levy for Business Unit	519,179	512,029			562,029	610,461

DEPT/DIV: DEPARTMENT OF HUMAN SERVICES - MEDICAL EXAMINER

BUSINESS UNIT: OFFICE OF THE MEDICAL EXAMINER

FUND: 100 BUSINESS UNIT #: 12700

		(1)	(2)	(3)	(4)	(5)	(6)
		2015	2016	2016 Budget	2016	2016	2017 Proposed
Account Description:	OBJ:	Actual	Adopted Budget	Adopted & Modified 6/30	Actual as of 6/30	Projected at 12/31	Operating and Capital Budget
SALARIES	511100	303,548	318,282	318,282	157,827	318,282	330,731
FICA	515100	22,316	24,348	24,348	11,998	24,348	25,300
RETIREMENT	515200	13,984	17,712	17,712	7,074	17,712	19,096
MEDICAL INSURANCE	515400	67,108	64,125	64,125	34,529	64,125	69,255
LIFE INSURANCE	515500	180	550	550	106	550	568
WORKERS COMP.	515600	8,521	5,622	5,622	5,622	5,622	6,054
Appropriations Unit: Personnel		415,657	430,639	430,639	217,156	430,639	451,004
TELECOMMUNICATIONS	522500	2,101	2,880	2,880	948	2,880	1,884
MOTOR VEHICLE MTNCE.	524100	5,356	5,100	5,100	1,459	5,100	5,100
PATHOLOGY FEES	525200	208,600	231,000	231,000	64,400	231,000	247,500
MISC. CONTRACTUAL SERV.	529900	5,930	6,800	6,800	2,775	6,800	6,550
Appropriations Unit: Contractual		221,987	245,780	245,780	69,582	245,780	261,034
MACHY/EQUIP >300<5000	530050	0	0	0	0	0	2,080
OFFICE SUPPLIES	531200	22	50	50	46	50	50
SUBSCRIPTIONS	532200	120	300	300	300	300	713
BOOKS & MANUALS	532300	256	300	300	0	300	385
MILEAGE & TRAVEL	533900	1,405	1,300	1,300	518	1,300	1,300
OTHER OPERATING SUPPLIES	534900	7,258	10,150	10,150	2,633	10,150	10,150
STAFF DEVELOPMENT	543340	4,279	5,650	5,650	719	5,650	11,108
Appropriations Unit: Supplies		13,340	17,750	17,750	4,216	17,750	25,786
INSURANCE ON BUILDINGS	551100	580	878	878	708	878	750
PUBLIC LIABILITY INS.	551300	1,232	1,238	1,238	1,238	1,238	1,301
BUILDING RENTAL	553200	107,588	110,374	110,374	54,742	110,374	113,946
Appropriations Unit: Fixed Charges		109,400	112,490	112,490	56,688	112,490	115,997
PURCHASED SERV. PROGRAM	571770	1,555	2,000	2,000	980	2,000	9,350
PRIOR YEAR EXPENSE	574000	12,769	0	0	0	0	0
Appropriations Unit: Grants/Contri		14,324	2,000	2,000	980	2,000	9,350
INTERDEPARTMENTAL CHARGES	591000	5,339	8,000	8,000	1,146	8,000	7,800
Appropriations Unit: Cost Allocation		5,339	8,000	8,000	1,146	8,000	7,800
Total Expense for Busines Unit		780,047	816,659	816,659	349,768	816,659	870,971

BUSINESS UNIT:	REVENUE: OFFICE OF THE MEDICAL EXAMINER
FUND: 100	BUSINESS UNIT #: 12700

Account Description:	OBJ:	(1) 2015 Actual	(2) 2016 Adopted Budget	(3) 2016 Budget Adopted & Modified 6/30	(4) 2016 Actual as of 6/30	(5) 2016 Projected at 12/31	(6) 2017 Proposed Operating and Capital Budget
MEDICAL EXAMINER FEES	442450	260,868	304,630	304,630	117,215	254,630	260,510
Appropriations Unit: Revenue		260,868	304,630	304,630	117,215	254,630	260,510
Total Funding for Business Unit		260,868	304,630	304,630	117,215	254,630	260,510

Total Expenses for Business Unit	780,047	816,659	816,659	349,768	816,659	870,971
Total Revenue for Business Unit	(260,868)	(304,630)	(304,630)	(117,215)	(254,630)	(260,510)
Total Levy for Business Unit	519,179	512,029			562,029	610,461

DIVISION OF HEALTH SERVICES

MISSION STATEMENT

The mission of the Kenosha County Division of Health is to assure the delivery of health services necessary to prevent disease, maintain and promote health, and to protect and preserve a healthy environment for all citizens of Kenosha County, regardless of ethnic origin, cultural and economic resources.

- **Delivery of Health Services:** The Division of Health strives to effectively and efficiently accomplish Consolidated Contract objectives for Core Public Health Programs in collaboration with the State of Wisconsin Division of Public Health. Through our partnerships within the Department of Human Services, the Division of Health provides nursing and laboratory testing services to the Divisions of Disability & Aging Services, and the Division of Workforce Development, and the Division of Children & Family Services. As the County's sole child passenger safety seat installation site, continue to educate families on proper child safety seat installation and car safety restraints. The Division of Health strives to maintain school-nursing services to city schools in a cooperative effort to meet and safeguard the needs of the children of Kenosha County.
- **Prevention of Disease:** The Division of Health's goals are to increase percentages of children who are fully immunized with childhood vaccines, as well as increase the percentages of children who have been tested for blood lead poisoning, utilizing the CDC Guidelines. The Division of Health in cooperation with regional health facilities strive to increase timely and efficient reporting of communicable diseases via community partners and provide communicable disease surveillance. The Public Health Laboratory coordinates with other laboratories within the State of Wisconsin on Public Health Preparedness Issues and the Laboratory Response Network.
- **Promotion of a Healthy Environment:** The Division of Health continues to educate the public on health and safety issues and maintain outreach efforts via numerous media outlets. The Environmental section will continue their risk-based inspection programs for public establishments within Kenosha County.
- **Protection and Preservation of a Healthy Community:** The Division of Health continues to facilitate "Healthy People Kenosha County 2020", with our revised 2010-2020 Community Health Improvement Plan utilizing Implementation Committees to accomplish objectives in each priority area, which include minority health issues and the Injury Prevention Coalition's activities. The Division of Health strives to achieve the Public Health Preparedness contract objectives. The Division of Health continues to meet and exceed all objectives for the HUD Lead Hazard Control Grants, "Kenosha/Racine Lead-Free Communities Partnership" in an effort to maximize the lead poisoning protection of the children of Kenosha County and the City of Racine.

HUMAN SERVICES-DIVISION OF HEALTH SERVICES

DIVISION	POSITION TITLE	CLASS TYPE	2013	2014	2015	2016	2017
----------	----------------	------------	------	------	------	------	------

ADMINISTRATIVE

DIRECTOR, HEALTH SERVICES	NR-J/E12	1.00	1.00	1.00	1.00	1.00
ADMINISTRATIVE ASSISTANT	NE1	0.00	0.00	0.00	1.00	1.00
SENIOR OFFICE ASSOCIATE	990C	2.00	2.00	2.00	0.00	0.00
OFFICE ASSOCIATE	990C	0.00	0.00	0.00	0.00	0.00
AREA TOTAL		3.00	3.00	3.00	2.00	2.00

NURSING

CLINICAL SERVICES DIRECTOR/ASSISTANT	NR-H/E9	1.00	1.00	1.00	1.00	1.00
HEALTH DIRECTOR						
NURSING MANAGER	NR-E	1.00	0.00	0.00	0.00	0.00
NURSING SUPERVISOR	E7	0.00	0.00	0.00	4.00	4.00
MENTAL HEALTH COORDINATOR	E2	0.00	0.00	0.00	1.00	1.00
KLIHF COORDINATOR	E2	0.00	0.00	0.00	1.00	1.00
HEALTH SERVICE COORDINATOR	E2	0.00	0.00	0.00	1.00	0.93
EPIDEMIOLOGIST	NR-B/E3	0.35	0.25	0.00	0.80	0.80
PUBLIC HEALTH TECH	NR-AA/NE4	2.00	2.00	3.00	3.00	3.00
PUBLIC HEALTH NURSE	5061/NE11	6.15	7.15	7.00	21.36	21.77
NURSE PRACTITIONER	GRANT/E8	0.75	0.75	0.75	3.00	2.00
ADMINISTRATIVE ASSISTANT, SR	NE4	0.00	0.00	0.00	2.25	2.00
AREA TOTAL		11.25	11.15	11.75	38.41	37.50

GRANTS/CONTRACTS

PHN-MCH SUICIDE GRANT	GRANT	0.20	0.20	0.20	0.00	0.00
RN-MCH GRANT	5061	0.10	0.10	0.10	0.00	0.00
EPIDEMIOLOGIST-MCH GRANT	NR-B	0.30	0.40	0.32	0.00	0.00
SANITARIAN-RADON INFORMATION GRANT	GRANT	0.00	0.07	0.07	0.00	0.00
PHN-IMMUNIZATION GRANT	GRANT	0.33	0.33	0.33	0.00	0.00
NURSE SUPERVISOR-NFP GRANT	GRANT	0.75	0.75	2.00	0.00	0.00
NFP SUPERVISOR	GRANT	0.25	0.25	0.00	0.00	0.00
ADM ASSISTANT-NFP GRANT	GRANT	1.00	1.00	1.00	0.00	0.00
PRGM NAVIGATOR-NFP GRANT	GRANT	0.00	0.00	0.50	0.00	0.00
MENTAL HEALTH PRGM COORD -NFP GRANT	GRANT	0.00	0.00	1.00	0.00	0.00
PHN-NFP GRANT	GRANT	2.00	2.00	1.00	0.00	0.00
RN-NFP GRANT	GRANT	2.00	2.00	8.00	0.00	0.00
RN-FAMILY PLANNING	5061	0.50	0.50	0.50	0.00	0.00
NURSE PRACTITIONER-FAMILY PLANNING	GRANT	0.25	0.25	0.25	0.00	0.00
PHN-KENOSHA UNIFIED	5061	4.95	4.95	4.95	0.00	0.00
PHN-PSN W/CHILDREN & FAMILY	5061	0.60	0.60	0.60	0.00	0.00
EPIDEMIOLOGIST-PHP	GRANT	0.35	0.35	0.48	0.00	0.00
PHN-PUBLIC HEALTH PREPAREDNESS	GRANT	0.35	0.35	0.50	0.00	0.00
PUBLIC HEALTH TECHNICIAN	GRANT	1.00	1.00	0.00	0.00	0.00
DISMANTLING RACISM COORDINATOR	GRANT	0.00	0.40	0.00	0.00	0.00
CDC ASTHMA GRANT PROJECT COORDINATOR	GRANT	0.00	0.00	0.45	0.00	0.00
PHN-LEAD GRANT	GRANT	0.17	0.17	0.17	0.00	0.00
EHS-KLIHF PROGRAM COORDINATOR	GRANT	0.00	0.00	1.00	0.00	0.00
EHS-KLIHF ADMIN ASSISTANT	GRANT	0.00	0.00	0.50	0.00	0.00
PHN-SUICIDE PREVENTION GRANT	5061	0.30	0.70	0.70	0.00	0.00
HEALTH SERVICE COORD-SUICIDE GRANT	GRANT	0.80	1.00	1.00	0.00	0.00
AREA TOTAL		16.20	17.37	25.62	0.00	0.00

ENVIRONMENTAL HEALTH

ENVIRONMENTAL MANAGER	NR-F/E8	1.00	1.00	1.00	1.00	1.00
ENVIRONMENTAL SANITARIAN	NR-F	0.00	1.00	0.00	0.00	0.00
LEAD ENVIRONMENTAL SANITARIAN	NR-D/E5	0.00	0.00	0.93	1.00	1.00
SANITARIAN	NR-C/E4	0.00	0.00	5.00	5.00	5.00
PUBLIC HEALTH SANITARIAN II	NR-B	4.00	4.93	0.00	0.00	0.00
PUBLIC HEALTH NURSE	5061/NE11	0.00	0.00	0.00	0.30	0.48
PUBLIC HEALTH TECHNICIAN/CASE MGR	NR-AA/NE4	2.00	2.00	2.00	2.00	2.50
LEAD HAZARD PROJECT COORDINATOR	GRANT/E2	2.00	2.00	1.55	2.00	1.00
LEAD HAZARD GRANT RISK ASSESSOR	GRANT/E1	2.00	2.00	2.00	2.00	2.00
LEAD HAZARD GRANT ADM ASSISTANT/INTER	GRANT/NE4	2.00	2.00	2.00	1.00	1.23
AREA TOTAL		13.00	14.93	14.48	14.30	14.21

LABORATORY SERVICES

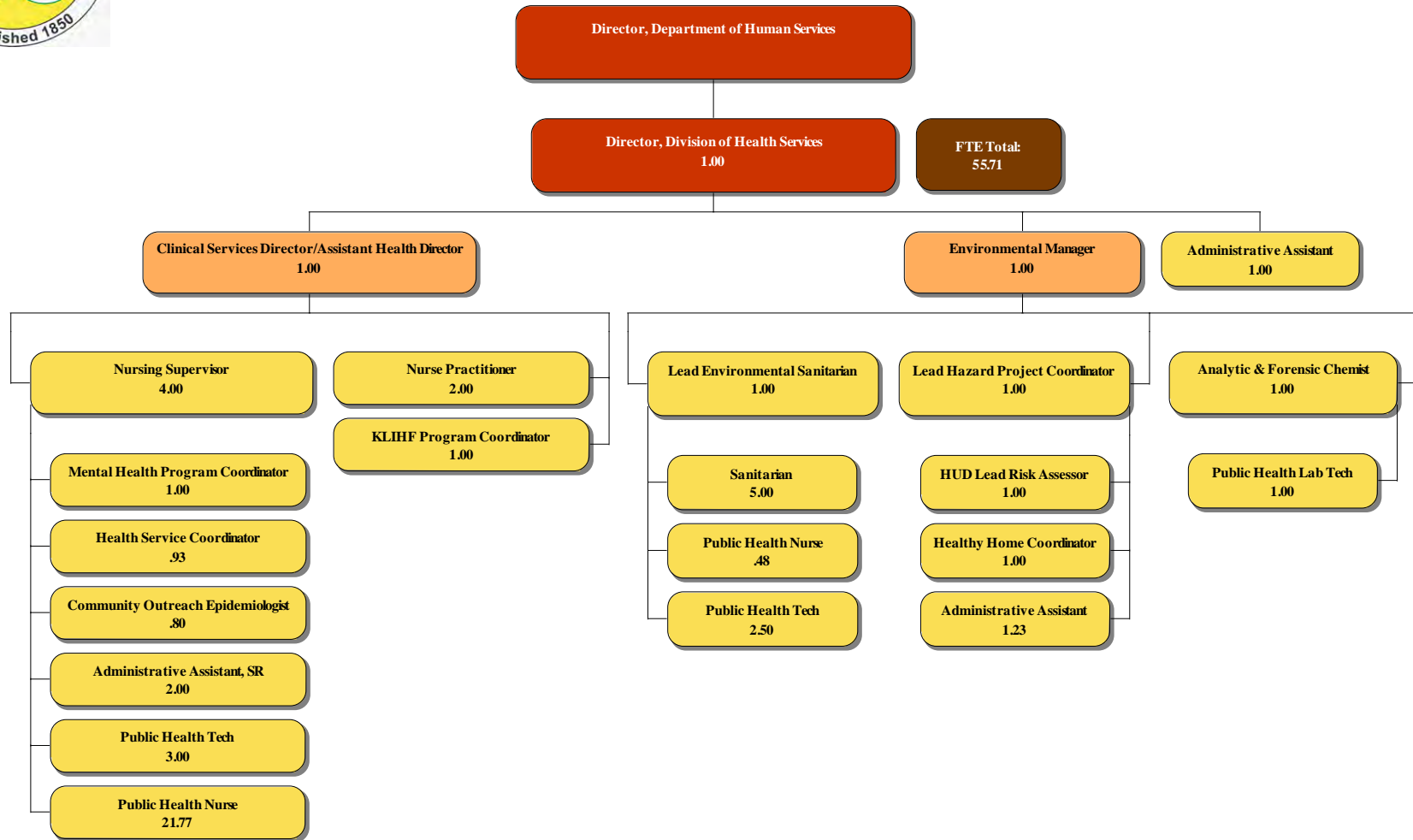
ANALYTIC & FORENSIC CHEMIST	NR-D/E4	0.00	0.00	0.00	1.00	1.00
ANALYTIC & FORENSIC CHEMIST	NR-F	1.00	1.00	1.00	0.00	0.00
LABORATORY TECHNICAL ASSISTANT	NR-AA	0.75	0.75	0.75	0.00	0.00
PUBLIC HEALTH LAB TECHNICIAN	NR-AA/NE4	2.00	1.00	1.00	1.00	1.00
AREA TOTAL		3.75	2.75	2.75	2.00	2.00
DIVISION TOTAL		47.20	49.20	57.60	56.71	55.71

Division of Health Services will classify all staff (except: Lead Grant employees) previously reflected on the Division FTE chart as Grant/Contractual as positions within the County classification schedule.



County of Kenosha

Division of Health



DEPT/DIV: DEPARTMENT OF HUMAN SERVICES - HEALTH

	(1) 2015 Actual	(2) 2016 Adopted Budget	(3) 2016 Budget Adopted & Modified 6/30	(4) 2016 Actual as of 6/30	(5) 2016 Projected at 12/31	(6) 2017 Proposed Operating and Capital Budget
Personnel	4,830,902	4,999,475	5,043,293	2,206,039	5,068,791	5,082,937
Contractual	97,129	179,060	179,060	72,394	182,302	182,475
Supplies	395,108	465,164	483,487	223,333	489,567	476,573
Fixed Charges	342,161	350,295	350,401	194,135	363,342	358,809
Grants/Contributions	2,050,730	2,234,420	2,230,373	897,360	2,254,522	2,484,980
Outlay	0	73,500	73,500	0	73,500	18,500
Cost Allocation	187,007	58,820	58,820	80,424	58,820	(5,654)
Total Expenses for Business Unit	7,903,037	8,360,734	8,418,934	3,673,685	8,490,844	8,598,620
Total Revenue for Business Unit	(7,656,990)	(7,528,030)	(8,418,828)	(3,321,126)	(8,349,945)	(7,682,230)
Total Levy for Business Unit	246,047	832,704			140,899	916,390

DEPT/DIV: DEPARTMENT OF HUMAN SERVICES - HEALTH

BUSINESS UNIT: DIVISION OF HEALTH

FUND: 225 BUSINESS UNIT #: 41150

Account Description:	OBJ:	(1) 2015 Actual	(2) 2016 Adopted Budget	(3) 2016 Budget Adopted & Modified 6/30	(4) 2016 Actual as of 6/30	(5) 2016 Projected at 12/31	(6) 2017 Proposed Operating and Capital Budget
SALARIES	511100	3,122,996	3,462,972	3,495,004	1,465,844	3,504,837	3,464,994
SALARIES-OVERTIME	511200	239	0	0	4	4	0
FICA	515100	229,509	264,916	267,066	108,345	265,658	265,076
RETIREMENT	515200	210,756	228,645	230,549	96,614	231,243	235,286
MEDICAL INSURANCE	515400	1,167,882	973,758	981,467	470,467	991,758	1,043,242
LIFE INSURANCE	515500	8,911	8,171	8,195	3,753	8,491	8,637
WORKERS COMP.	515600	90,609	61,013	61,012	61,012	66,800	65,702
Appropriations Unit: Personnel		4,830,902	4,999,475	5,043,293	2,206,039	5,068,791	5,082,937
ACCOUNTING & AUDITING	521300	600	600	600	600	600	600
DATA PROCESSING COSTS	521400	6,339	91,260	91,260	33,440	91,260	86,775
OTHER PROFESSIONAL SVCS.	521900	43,168	51,000	51,000	12,014	51,000	45,000
TELECOMMUNICATIONS	522500	2,740	4,200	4,200	1,987	4,200	4,200
MOTOR VEHICLE MTNCE.	524100	12,542	3,000	3,000	6,242	6,242	7,500
OFFICE MACH/EQUIP MTNCE.	524200	31,740	29,000	29,000	18,111	29,000	38,400
Appropriations Unit: Contractual		97,129	179,060	179,060	72,394	182,302	182,475
MACHY/EQUIP >300<5000	530050	2,718	4,081	7,581	7,725	7,725	0
OFFICE SUPPLIES	531200	3,033	3,723	3,723	682	3,723	3,555
PRINTING/DUPLICATION	531300	0	500	500	0	500	0
SUBSCRIPTIONS	532200	5,670	4,700	4,700	1,669	4,700	4,700
BOOKS & MANUALS	532300	0	0	0	0	0	250
ADVERTISING	532600	2,671	3,700	3,700	1,883	4,111	12,760
MILEAGE & TRAVEL	533900	27,285	35,624	33,228	12,303	37,040	32,243
LAB & MEDICAL SUPPLIES	534200	162,321	152,470	148,970	81,144	152,470	164,000
PREVENTION CLINIC	534210	3,203	5,000	5,000	530	5,000	5,000
OTHER OPERATING SUPPLIES	534900	114,388	123,027	146,333	52,864	135,623	111,324
CLIENT RELOCATION EXPENSES	534950	674	17,667	17,667	2,019	17,667	25,000
STAFF DEVELOPMENT	543340	73,145	107,172	112,085	62,514	113,508	117,741
STAFF DEVELOPMENT	544340	0	7,500	0	0	7,500	0
Appropriations Unit: Supplies		395,108	465,164	483,487	223,333	489,567	476,573
INSURANCE ON BUILDINGS	551100	518	858	964	964	964	1,022
PUBLIC LIABILITY INS.	551300	14,550	14,618	14,618	14,618	14,618	15,360
OTHER INSURANCE	551900	1,575	1,000	1,000	0	1,000	1,000
BUILDING RENTAL	553200	315,093	316,548	316,548	169,367	329,489	319,053

EQUIP. LEASE/RENTAL	553300	10,425	17,271	17,271	9,186	17,271	22,374
Appropriations Unit: Fixed Charges		342,161	350,295	350,401	194,135	363,342	358,809
PURCHASED SERV. PROGRAM	571770	2,050,730	2,234,420	2,230,373	897,269	2,254,522	2,484,980
PRIOR YEAR EXPENSE	574000	0	0	0	91	0	0
Appropriations Unit: Grants/Contrit		2,050,730	2,234,420	2,230,373	897,360	2,254,522	2,484,980
MACHY/EQUIP >5000	580050	0	73,500	73,500	0	73,500	18,500
Appropriations Unit: Outlay		0	73,500	73,500	0	73,500	18,500
INTERDIVISIONAL CHARGES	591000	70,813	58,820	58,820	80,424	58,820	(5,654)
OPERATING TRANSFER OUT	599991	116,194	0	0	0	0	0
Appropriations Unit: Cost Allocation		187,007	58,820	58,820	80,424	58,820	(5,654)
Total Expense for Busines Unit		7,903,037	8,360,734	8,418,934	3,673,685	8,490,844	8,598,620

BUSINESS UNIT:	REVENUE: DIVISION OF HEALTH SERVICES
FUND: 225	BUSINESS UNIT #: 41150

Account Description:	OBJ:	(1) 2015 Actual	(2) 2016 Adopted Budget	(3) 2016 Budget Adopted & Modified 6/30	(4) 2016 Actual as of 6/30	(5) 2016 Projected at 12/31	(6) 2017 Proposed Operating and Capital Budget
BONDING	440000	0	55,000	55,000	0	55,000	0
GEN. PROP. TAX	441110	855,447	0	832,703	832,703	832,703	0
WI WINS PROGRAM	442763	15,941	15,890	15,890	10,568	15,890	21,593
MATERNAL/CHILD/MOD GRANT	442800	81,011	81,011	81,011	2,094	81,011	84,489
PREVENTION GRANT	442810	2,548,764	1,384,410	1,324,472	445,136	1,384,410	1,281,689
STATE CONSOLIDATED CONTRACT	442815	14,747	0	0	0	0	0
AHEC GRANT REVENUE	442850	68,671	75,500	75,500	5,318	75,500	73,000
HEALTHY BIRTH/AODA & AIDS OUTREAC	442860	47,981	63,315	63,315	22,792	63,315	54,701
HEALTH SPECIAL REVENUE	442870	41,444	38,245	38,245	20,911	38,245	51,035
MENTAL HEALTH SCREENINGS	442871	596	0	0	0	0	1,500
HUD GRANT	442890	956,716	1,312,333	1,312,333	247,204	1,312,333	1,347,292
HEALTH CHECK REVENUE	442910	37,508	2,000	2,000	1,799	2,160	2,350
BIO-TERRORISM GRANT	442915	140,323	144,741	177,454	56,565	144,741	165,501
TOBACCO GRANT	442920	123,953	124,005	124,005	61,540	124,005	124,005
KUSD CONTRACT REVENUE	442930	550,709	543,626	543,626	163,722	543,626	543,626
NFP PAT PROGRAM REVENUE	442940	0	1,338,361	1,338,361	435,151	1,338,361	1,314,010
COVERDELL GRANT	442945	5,500	7,634	7,634	0	7,634	7,500
BREAST CANCER GRANT	442950	608,530	482,987	568,307	166,246	482,987	632,106
WIS. FUND SEPTIC SYSTEMS	443630	400	1,200	1,200	0	1,200	500
CAMPGROUND LICENSE	444460	5,142	4,310	4,310	3,622	4,310	5,200
FOOD DISTR. LICENSE	444470	2,725	3,000	3,000	2,250	3,000	2,725

FOOD DEALER LICENSE	444480	2,624	1,700	1,700	1,768	1,768	2,050
VENDING MACHINE FEES	444490	682	680	680	0	680	680
RESTAURANT LICENSES	444500	263,668	282,000	282,000	206,092	282,000	282,000
RETAIL FOOD PERMITS	444530	100,431	88,100	88,100	77,543	88,100	89,100
MOBILE HOME PARK LICENSES	444540	8,935	9,200	9,200	8,935	9,200	9,000
FARMERS MARKET FEES	444580	1,579	3,000	3,000	1,300	3,000	1,600
PUBLIC SWIMMING POOL FEES	444590	19,981	18,200	18,200	16,195	18,200	18,750
WEIGHTS & MEASURES	444600	23,906	23,500	23,500	21,745	23,500	23,500
RADIATION MONITORING	444610	5,500	5,500	5,500	0	5,500	5,500
HTL MTL & ROOMING HOUSES	444630	11,909	13,000	13,000	10,756	13,000	12,000
SCHOOL INSPECTIONS	444640	12,985	13,000	13,000	12,090	13,000	13,000
TATTOO & BODY PIERCING	444641	3,314	1,500	1,500	3,018	3,018	3,500
FLU SHOT FEES	444650	6,165	10,000	10,000	1,194	10,252	6,000
DENTAL VARNISHING	444651	0	27,900	27,900	15,983	27,900	28,000
TB CASE MANAGEMENT	444652	0	100	100	0	100	0
HIV TESTING	444660	16,255	22,000	22,000	4,420	22,000	22,000
TB SKIN TESTS	444661	10,219	18,000	18,000	4,065	21,522	10,000
WOMEN'S HEALTH SERVICES	444662	0	0	0	0	0	1,500
PREGNANCY FEES	444666	443	1,500	1,500	296	1,500	1,000
STREP TESTING	444680	206	1,000	1,000	25	1,000	500
MA FEES (DOT/DOPT)	444690	42,186	36,000	36,000	12,420	36,822	41,600
IMMUNIZATION FEES	444700	35,664	50,000	50,000	8,280	52,989	32,000
CHARTER 26 REIMB FROM CITY	444730	10,458	20,000	20,000	4,509	20,000	20,000
PRENATAL CARE	444740	144,051	110,000	110,000	32,334	110,000	135,000
VIP GRANT REVENUE	444750	50,783	45,783	45,783	12,107	45,783	55,862
LEAD PREVENTION GRANT REVENUE	444760	19,189	19,189	19,189	6,380	19,189	21,312
HEPATITIS B FEES	444770	350	3,000	3,000	70	3,000	500
RADON-MINI GRANT REVENUE	444775	9,106	8,106	8,106	2,937	8,106	8,106
PNEUMOCOCCAL FEES	444780	0	250	250	60	250	250
1/2 CHEMIST SALARY (CTY)	444800	36,852	36,486	36,486	0	36,486	37,878
RESTITUTION CHARGES	444810	4,465	3,000	3,000	3,729	3,729	4,500
URINE DRUG SCREENS	444820	169	250	250	30	250	200
WATER ANALYSIS	444830	27,146	24,000	24,000	12,749	24,000	27,000
LAB WORK FEES	444840	3,665	7,500	7,500	999	7,999	5,550
STD CLIENT FEES	444860	2,401	5,000	5,000	610	5,000	2,000
CITY CONTRIBUTION - HEALTH	444900	602,522	852,918	852,918	345,053	852,918	982,070
NURSING SERVICE MISC REV	444920	1,650	30,100	30,100	456	30,100	4,400
WELLNESS CLINIC	446320	458	4,000	4,000	254	4,000	1,500
SANITARY FEES DUE COUNTY	446570	68,850	55,000	55,000	36,450	55,000	60,000
PRIOR YEAR REV/EXP	448600	2,115	0	0	(21,347)	(21,347)	0
Appropriations Unit: Revenue		7,656,990	7,528,030	8,418,828	3,321,126	8,349,945	7,682,230
Total Funding for Business Unit		7,656,990	7,528,030	8,418,828	3,321,126	8,349,945	7,682,230

Total Expenses for Business Unit	7,903,037	8,360,734	8,418,934	3,673,685	8,490,844	8,598,620
Total Revenue for Business Unit	(7,656,990)	(7,528,030)	(8,418,828)	(3,321,126)	(8,349,945)	(7,682,230)
Total Levy for Business Unit	246,047	832,704			140,899	916,390

This page left blank intentionally

KENOSHA COUNTY DIVISION OF AGING AND DISABILITY SERVICES

MISSION STATEMENT

The mission of the Kenosha County Division of Aging and Disability Services is to inspire hope, provide help and advocate for quality of life among older persons, persons with disabilities and those with mental illness or behavioral health challenges. This is accomplished through community collaboration and quality services from a large network of providers. The division's objectives are to:

- Provide outreach, information and assistance for older persons, persons with mental illness and/or alcohol and drug addiction and persons with disabilities and their families to help them understand and access available benefits, services and community support.
- Provide timely options counseling and pre-admission consultation to persons with long term support needs and functional eligibility screening and enrollment for publicly-funded community-based programs.
- Prevent or reduce hospitalization and incarceration, and enhance the quality of individuals' lives through community based mental health services and programs to prevent and treat alcohol and drug addiction.
- Provide crisis intervention and if needed, emergency placement, protective services and/or guardianship services for the safety of persons in crisis and incapacitated.
- Provide community education, investigation and intervention relative to vulnerable adults at risk of abuse, neglect and financial exploitation.
- Promote the principles of recovery in all community based mental health services.
- Support programs that maintain the health and well-being of older persons by reducing isolation, providing nutritious meals and companionship.
- Provide accessible transportation services for older persons and persons with disabilities.
- Support and improve diversion and treatment services for persons with mental illness, enmeshed in the local criminal justice system.
- Develop community partnerships to sustain evidence-based wellness programs and promote healthy behavior among older adults and persons with chronic conditions.
- Work with local long term care providers to increase their ability to recruit and retain a workforce sufficient to meet increasing demand.
- Provide consumer, family and community education about issues of concern to older persons, persons with disabilities, persons with dementia and persons with mental illness and/or alcohol and drug addiction.
- To help create a more aging and dementia friendly community.

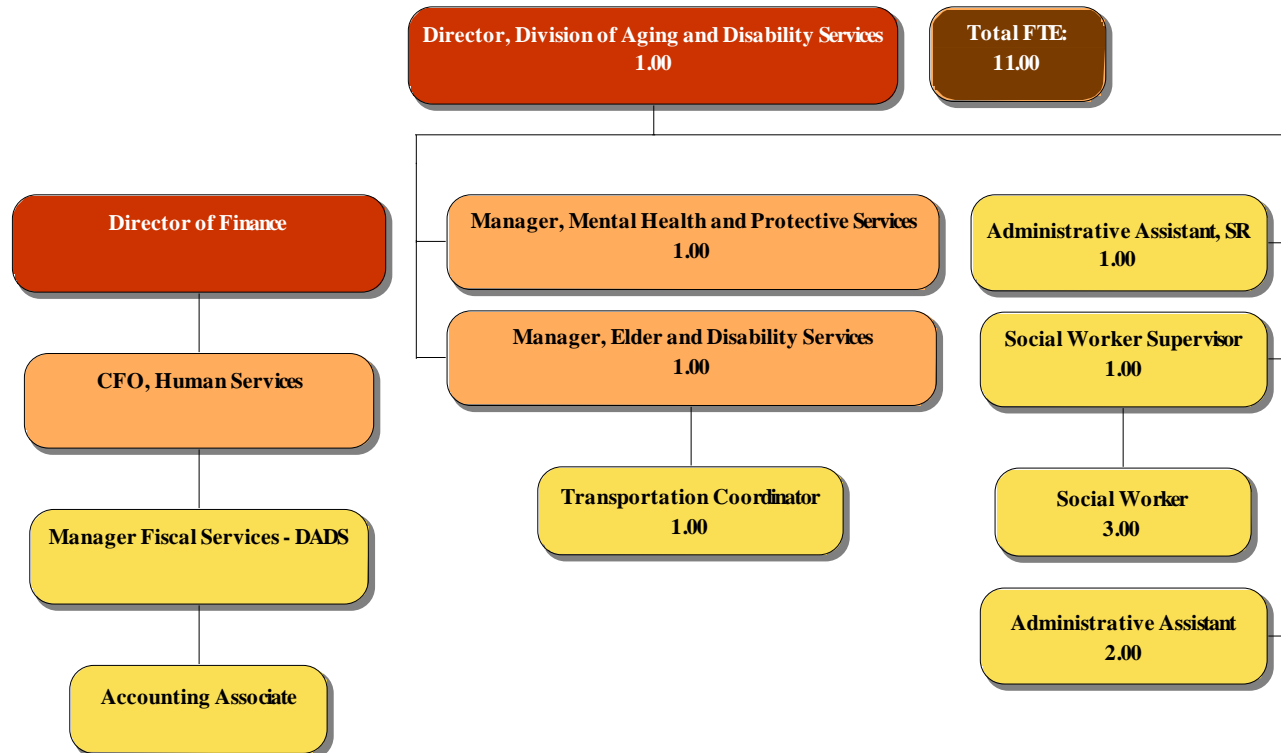
HUMAN SERVICES-DIV. OF AGING & DISABILITY SERVICES

DIVISION	POSITION TITLE	CLASS TYPE	2013	2014	2015	2016	2017
<i>ADMINISTRATIVE</i>							
	DIRECTOR, AGING & DISABILITY SERVICES	NR-I/E10	1.00	1.00	1.00	1.00	1.00
	ELDER & DISABILITY SERVICES MANAGER	NR-F/E7	1.00	1.00	1.00	1.00	1.00
	MENTAL HEALTH & PROTECTIVE SVS MGR	NR-F/E7	1.00	1.00	1.00	1.00	1.00
	TRANSPORTATION COORDINATOR	Un-Rep	1.00	1.00	1.00	1.00	1.00
	SOCIAL WORKER SUPERVISOR	NR-F/E7	0.00	0.00	0.00	1.00	1.00
	SOCIAL WORKER I	990P/NE7	0.00	0.00	1.00	1.00	1.00
	SOCIAL WORKER V	990P/NE10	3.00	3.00	2.00	2.00	2.00
	ADMINISTRATIVE ASSISTANT, SR	NE4	0.00	0.00	0.00	1.00	1.00
	SENIOR OFFICE ASSOCIATE	990C	1.00	1.00	1.00	0.00	0.00
	ADMINISTRATIVE ASSISTANT	NE1	0.00	0.00	0.00	2.00	2.00
	OFFICE ASSOCIATE	990C	2.00	2.00	1.00	0.00	0.00
	OFFICE CLERICAL SUPPORT	990C	0.00	0.00	1.00	0.00	0.00
AREA TOTAL			10.00	10.00	10.00	11.00	11.00
<i>FINANCE- DHS</i>							
	FISCAL MANAGER	NR-E	0.00	1.00	0.00	0.00	0.00
	SENIOR ACCOUNTANT	990C	1.00	0.00	0.00	0.00	0.00
	ACCOUNT CLERK	990C	1.00	1.00	0.00	0.00	0.00
AREA TOTAL			2.00	2.00	0.00	0.00	0.00
DIVISION TOTAL			12.00	12.00	10.00	11.00	11.00



County of Kenosha

Division of Aging and Disability Services



DEPT/DIV: DEPARTMENT OF HUMAN SERVICES - DIVISION OF AGING & DISABILITY SERVICES

	(1) 2015 Actual	(2) 2016 Adopted Budget	(3) 2016 Budget Adopted & Modified 6/30	(4) 2016 Actual as of 6/30	(5) 2016 Projected at 12/31	(6) 2017 Proposed Operating and Capital Budget
Personnel	1,116,774	1,174,163	1,174,163	570,929	1,174,163	1,202,387
Supplies	48,776	47,955	47,955	21,943	47,955	23,865
Fixed Charges	276,560	276,815	276,815	165,755	276,815	264,049
Grants/Contributions	14,972,481	15,650,544	15,801,002	6,205,448	16,301,002	16,223,738
Total Expenses for Business Unit	16,414,591	17,149,477	17,299,935	6,964,075	17,799,935	17,714,039
Total Revenue for Business Unit	(12,847,955)	(13,303,547)	(13,454,005)	(3,437,420)	(13,454,005)	(13,411,210)
Total Levy for Business Unit	3,566,636	3,845,930			4,345,930	4,302,829

DEPT/DIV: DEPARTMENT OF HUMAN SERVICES - DIVISION OF AGING & DISABILITY SERVICES

BUSINESS UNIT: DIVISION OF AGING & DISABILITY SERVICES - OTHER TRANSPORTATION SERVICES

FUND: 200 BUSINESS UNIT #: 41900

		(1)	(2)	(3)	(4)	(5)	(6)
		2015	2016	2016 Budget	2016	2016	2017 Proposed
Account Description:	OBJ:	Actual	Adopted Budget	Adopted & Modified 6/30	Actual as of 6/30	Projected at 12/31	Operating and Capital Budget
SALARIES	511100	654,003	701,599	701,599	335,842	701,599	707,203
SALARIES-OVERTIME	511200	13	0	0	6	0	0
FICA	515100	48,413	53,673	53,673	24,711	53,673	54,099
RETIREMENT	515200	44,402	46,307	46,307	22,168	46,307	48,089
MEDICAL INSURANCE	515400	180,934	185,249	185,249	94,813	185,249	200,067
LIFE INSURANCE	515500	2,733	2,988	2,988	1,530	2,988	3,001
WORKERS COMP.	515600	2,637	1,224	1,224	1,224	1,224	1,115
INTERDEPARTMENTAL CHARGES	519990	183,639	183,123	183,123	90,635	183,123	188,813
Appropriations Unit: Personnel		1,116,774	1,174,163	1,174,163	570,929	1,174,163	1,202,387
OFFICE SUPPLIES	531200	2,399	2,700	2,700	685	2,700	2,700
PRINTING/DUPLICATION	531300	0	1,000	1,000	175	1,000	1,000
SUBSCRIPTIONS	532200	1,371	1,465	1,465	818	1,465	1,465
ADVERTISING	532600	0	200	200	0	200	200
MILEAGE & TRAVEL	533900	9,549	12,500	12,500	2,602	12,500	12,500
OTHER OPERATING SUPPLIES	534900	25,016	16,515	16,515	12,166	16,515	0
STAFF DEVELOPMENT	543340	10,441	13,575	13,575	5,497	13,575	6,000
Appropriations Unit: Supplies		48,776	47,955	47,955	21,943	47,955	23,865
PUBLIC LIABILITY INS.	551300	54,620	54,875	54,875	54,875	54,875	57,661
BUILDING RENTAL	553200	221,940	221,940	221,940	110,880	221,940	206,388
Appropriations Unit: Fixed Charges		276,560	276,815	276,815	165,755	276,815	264,049
FAMILY CARE CONTRIBUTION	571740	1,749,337	1,749,337	1,749,337	145,778	1,749,337	1,749,337
PURCHASED SERV. ADMIN.	571760	15,699	23,280	23,280	13,539	23,280	28,000
PURCHASED SERV. PROGRAM	571770	13,207,445	13,877,927	14,028,385	6,046,131	14,528,385	14,446,401
Appropriations Unit: Grants/Contrit		14,972,481	15,650,544	15,801,002	6,205,448	16,301,002	16,223,738
Total Expense for Busines Unit		16,414,591	17,149,477	17,299,935	6,964,075	17,799,935	17,714,039

BUSINESS UNIT:	REVENUE: DIVISION OF AGING & DISABILITY SERVICES
FUND: 200	BUSINESS UNIT #: 41900

Account Description:	OBJ:	(1) 2015 Actual	(2) 2016 Adopted Budget	(3) 2016 Budget Adopted & Modified 6/30	(4) 2016 Actual as of 6/30	(5) 2016 Projected at 12/31	(6) 2017 Proposed Operating and Capital Budget
MH STATE AID	442725	81,191	81,191	0	0	0	747,964
STATE AID	442730	5,001,224	5,030,125	5,102,546	177,224	5,102,546	4,962,152
COP MH	442830	576,410	561,222	569,992	465,177	569,992	0
CLIENT SOCIAL SECURITY	443010	420,206	450,882	450,882	161,034	450,882	386,482
BEHAVIORAL HEALTH GRANT	443046	110,511	116,233	116,233	0	116,233	0
OJA CIT TRAINING	443055	37,136	10,000	10,000	0	10,000	10,000
MH COLLECTIONS	443085	2,263	5,000	5,000	1,668	5,000	5,000
SOCIAL SERVICES BASE	443090	159,031	159,031	159,031	159,031	159,031	159,031
MA CRISIS REVENUE	443095	847,324	880,000	880,000	295,093	880,000	880,000
MA CSP	443165	633,053	660,000	660,000	228,242	660,000	660,000
CCS REVENUE	443180	700,762	955,000	955,000	285,861	955,000	1,309,053
CCS REGIONAL CONSORTIUM	443185	38,602	68,542	68,542	15,626	68,542	51,736
EMERGENCY DETENTION	443205	0	0	13,824	5,925	13,824	0
INCOME MAINTENANCE	443240	102,629	100,878	100,878	0	100,878	110,000
MA VIVITROL	443245	0	0	0	87	0	14,250
MA DIVERSIONARY PROGRAM	443255	0	0	0	0	0	5,000
RESOURCE CENTER	443300	1,076,131	1,076,131	1,084,431	561,574	1,084,431	1,084,431
MA INFORMATION & ASSIST.	443301	875,542	866,339	866,339	232,019	866,339	821,640
MA FUNCTIONAL SCREENS	443306	152,374	150,000	150,000	38,406	150,000	150,000
FEES/DONATIONS/COMP EVAL	443330	384	1,059	1,059	814	1,059	1,059
LOAN CLOSET PROG DONATIONS	443331	3,937	2,400	2,400	1,324	2,400	2,000
ALZHEIMERS SUPPORT	443340	45,986	46,169	59,208	16,027	59,208	70,898
CO. DEVEL. TITLE III-B	443350	107,128	118,958	121,937	49,564	121,937	127,305
FEDERAL III-C-1	443360	316,086	356,023	324,477	117,439	324,477	362,840
FEDERAL MOBILE MEALS	443370	177,444	136,534	182,461	43,293	182,461	144,098
NEW FREEDOM	443375	43,309	44,403	44,403	775	44,403	44,403
STATE TRANSPORTATION	443380	329,987	384,965	389,926	353,926	389,926	389,926
VOLUNTEER SUPPORT	443390	9,389	9,389	9,389	2,346	9,389	9,389
5311 TRANSPORTATION	443395	284,022	288,909	294,965	12,541	294,965	294,965
FEDERAL TITLE III-D	443400	9,889	10,520	10,549	4,476	10,549	11,180
FEDERAL TITLE III-E	443405	51,593	53,966	56,447	20,132	56,447	58,535
STATE ELD BEN ASST	443410	82,536	92,187	72,187	21,525	72,187	81,980
DIRECT SERVICE GRANT	443430	47,004	47,004	47,004	12,220	47,004	47,004
DEMETIA CARE SPECIALIST	443955	0	0	16,400	4,100	16,400	0
MMA TRANSITION GRANT	443960	7,360	7,360	7,360	3,864	7,360	7,360

MIPPA	443975	10,195	0	20,000	3,118	20,000	15,000
DEMETIA CARE SPECIALIST	443990	85,960	80,000	80,000	26,620	80,000	40,000
HELEN BADER FOUNDATION	443993	23,200	40,000	40,000	16,800	40,000	16,800
LIGHTEN UP GRANT	443995	1,007	78,754	78,754	0	78,754	13,629
WI PARTNERSHIP	443997	35,976	0	0	0	0	0
CITY CONTRIBUTION	444901	24,999	30,000	30,000	0	30,000	30,000
INTOXICATED DRIVER PROGRAM	445035	113,380	127,500	127,500	46,094	127,500	127,500
IDP ENHANCEMENT GRANT	445045	42,120	50,000	50,000	35,757	50,000	0
TAD GRANT	445055	86,873	86,873	86,873	17,698	86,873	124,500
PRIOR YEAR REV/EXP	448600	93,802	0	0	0	0	0
CARRYOVER	449980	0	0	68,008	0	68,008	0
HUMAN SERVICES RESERVES	449990	0	40,000	40,000	0	40,000	34,100
Appropriations Unit: Revenue		12,847,955	13,303,547	13,454,005	3,437,420	13,454,005	13,411,210
Total Funding for Business Unit		12,847,955	13,303,547	13,454,005	3,437,420	13,454,005	13,411,210

Total Expenses for Business Unit	16,414,591	17,149,477	17,299,935	6,964,075	17,799,935	17,714,039
Total Revenue for Business Unit	(12,847,955)	(13,303,547)	(13,454,005)	(3,437,420)	(13,454,005)	(13,411,210)
Total Levy for Business Unit	3,566,636	3,845,930			4,345,930	4,302,829

This page left blank intentionally

Kenosha County Division of Children and Family Services Mission Statement

To promote the safety and well-being of the child, family and community by providing services to children, youth and families that are delivered in a respectful, culturally competent manner and are intended to keep children safe, maximize strengths and empower individuals. To advocate for children and families on the national, state and local level.

To accomplish its mission and to achieve its goals, the Division of Children and Family Services works collaborative with other Kenosha County divisions, community-based organizations, public and private partners, local school districts, higher education institutions and businesses. Some of the established goals of the Division include:

- To provide an excellent Child Protective Services (CPS) system to Kenosha County.
- To identify families that CPS should respond to and initiate a comprehensive Initial Assessment that includes an assessment of child safety and family strengths.
- To intervene in families lives where there are conditions that make children unsafe or put children at risk of abuse or neglect in order to assure children are safe and protected.
- To engage families in a positive working relationship that supports them in achieving a safe home and permanence for their children.
- To assure a trauma informed response to children and youth when it is necessary to intervene in their lives by placing them in foster care or other out-of-home care settings.
- To assure that all children in out-of-home care achieve a safe, permanent home at case closure through diligent permanency planning.
- To provide prevention services that support families in achieving economic self-sufficiency, improve family functioning and that enhance protective factors in parents so that families become more resilient to child abuse and neglect.
- To provide strength based, community based services for developmentally disabled and special needs children.
- To provide strength based, psycho/social rehabilitation services to children with mental health and/or substance abuse diagnoses and their families.
- To provide services to juvenile offenders using a balanced and restorative justice approach focusing on accountability of youthful offenders, protection of the community, restoring victims of juvenile crime and youth competency development.
- To decrease recidivism by juvenile offenders through providing effective supervision and aftercare planning.
- To reduce gang involvement of gang affiliated youth or youth identified at risk of gang involvement through community based programs and community/neighborhood gang awareness activities.
- To maximize federal, state and local dollars by providing the most competent and beneficial programming for children and families in need of services.

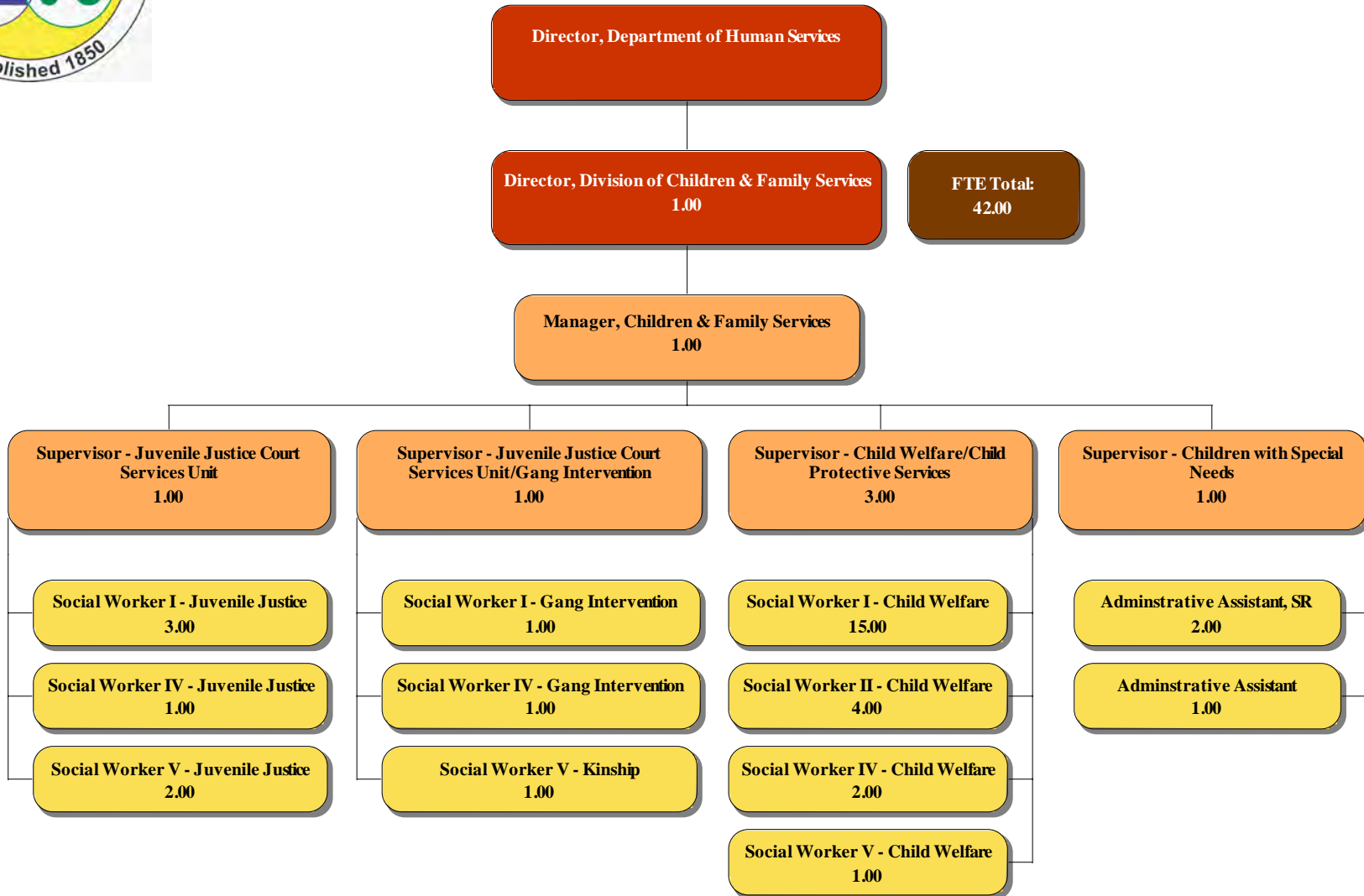
HUMAN SERVICES-DIV. OF CHILDREN & FAMILY SERVICES

DIVISION	POSITION TITLE	CLASS TYPE	2013	2014	2015	2016	2017
<i>ADMINISTRATIVE</i>							
	DIRECTOR, CHILDREN & FAMILY SVS.	NR-I/E10	1.00	1.00	1.00	1.00	1.00
	SUPERVISOR, CFS - SPECIAL NEEDS	NR-F/E7	1.00	1.00	1.00	1.00	1.00
	ADMINISTRATIVE ASSISTANT, SR	NE4	0.00	0.00	0.00	2.00	2.00
	SENIOR OFFICE ASSOCIATE	990C	2.00	2.00	2.00	0.00	0.00
	OFFICE ASSOCIATE	990C	0.00	0.00	0.00	0.00	0.00
	ADMINISTRATIVE ASSISTANT	NE1	0.00	0.00	0.00	1.00	1.00
	OFFICE CLERICAL SUPPORT	990C	1.00	1.00	1.00	0.00	0.00
AREA TOTAL			5.00	5.00	5.00	5.00	5.00
<i>CHILD WELFARE</i>							
	MANAGER CFS	E8	0.00	0.00	0.00	1.00	1.00
	SOCIAL WORKER, SUPERVISOR - LEAD	NR-G	1.00	1.00	1.00	0.00	0.00
	SUPERVISOR, CFS	NR-F/E7	2.00	2.00	3.00	3.00	3.00
	SOCIAL WORKER V	990P/NE10	4.00	5.00	5.00	3.00	4.00
	SOCIAL WORKER IV	990P/NE9	3.00	2.00	6.00	4.00	3.00
	SOCIAL WORKER II	990P/NE8	4.00	4.00	4.00	4.00	2.00
	SOCIAL WORKER I	990P/NE7	9.00	9.00	7.00	11.00	13.00
AREA TOTAL			23.00	23.00	26.00	26.00	26.00
<i>JUVENILE JUSTICE</i>							
	SUPERVISOR, CFS	NR-F/E7	1.00	1.00	1.00	1.00	1.00
	SUPERVISOR, CFS - GANG PREVENTION	NR-F/E7	1.00	1.00	1.00	1.00	1.00
	SOCIAL WORKER V	990P/NE10	2.00	2.00	2.00	2.00	3.00
	SOCIAL WORKER IV	990P/NE9	3.00	3.00	2.00	2.00	2.00
	SOCIAL WORKER I	990P/NE7	3.00	3.00	4.00	4.00	4.00
AREA TOTAL			10.00	10.00	10.00	10.00	11.00
DIVISION TOTAL			38.00	38.00	41.00	41.00	42.00



County of Kenosha

Division of Children & Family Services



DEPT/DIV: DEPARTMENT OF HUMAN SERVICES - CHILDREN & FAMILY SERVICES

	(1) 2015 Actual	(2) 2016 Adopted Budget	(3) 2016 Budget Adopted & Modified 6/30	(4) 2016 Actual as of 6/30	(5) 2016 Projected at 12/31	(6) 2017 Proposed Operating and Capital Budget
Personnel	3,431,835	3,546,052	3,546,052	1,697,565	3,546,052	3,645,068
Contractual	34,562	26,100	32,100	22,176	32,100	32,100
Supplies	83,413	80,179	80,179	27,386	80,179	81,999
Fixed Charges	348,212	360,417	360,417	201,211	360,417	360,930
Grants/Contributions	17,727,553	17,834,694	17,986,712	8,744,971	17,986,712	19,618,312
Cost Allocation	871,900	710,295	710,295	295,190	710,295	724,501
Total Expenses for Business Unit	22,497,475	22,557,737	22,715,755	10,988,499	22,715,755	24,462,910
Total Revenue for Business Unit	(27,383,654)	(15,560,820)	(28,104,830)	(19,468,826)	(15,985,966)	(17,489,539)
Total Levy for Business Unit	(4,886,179)	6,996,917			6,729,789	6,973,371

DEPT/DIV: DEPARTMENT OF HUMAN SERVICES - CHILDREN & FAMILY SERVICES

BUSINESS UNIT: DIVISION CHILDREN & FAMILY SERVICES

FUND: 200 BUSINESS UNIT #: 51010

Account Description:	OBJ:	(1) 2015 Actual	(2) 2016 Adopted Budget	(3) 2016 Budget Adopted & Modified 6/30	(4) 2016 Actual as of 6/30	(5) 2016 Projected at 12/31	(6) 2017 Proposed Operating and Capital Budget
SALARIES	511100	2,336,877	2,451,902	2,451,902	1,166,948	2,451,902	2,514,385
SALARIES-OVERTIME	511200	931	4,000	4,000	26	4,000	4,000
FICA	515100	173,748	187,877	187,877	86,866	187,877	192,655
RETIREMENT	515200	158,685	162,091	162,091	76,891	162,091	171,250
MEDICAL INSURANCE	515400	738,486	730,310	730,310	359,182	730,310	752,178
LIFE INSURANCE	515500	4,765	4,982	4,982	2,762	4,982	5,334
WORKERS COMP.	515600	18,343	4,890	4,890	4,890	4,890	5,266
Appropriations Unit: Personnel		3,431,835	3,546,052	3,546,052	1,697,565	3,546,052	3,645,068
OTHER PROFESSIONAL SVCS.	521900	34,562	26,100	32,100	22,176	32,100	32,100
Appropriations Unit: Contractual		34,562	26,100	32,100	22,176	32,100	32,100
OFFICE SUPPLIES	531200	1,221	2,900	2,900	125	2,900	1,500
PUBLICATIONS/NOTICES	532100	1,629	800	800	140	800	2,200
SUBSCRIPTIONS	532200	180	200	200	180	200	200
BOOKS & MANUALS	532300	280	1,870	1,870	0	1,870	690
MILEAGE & TRAVEL	533900	53,854	50,000	50,000	18,671	50,000	52,000
STAFF DEVELOPMENT	543340	26,249	24,409	24,409	8,270	24,409	25,409
Appropriations Unit: Supplies		83,413	80,179	80,179	27,386	80,179	81,999
PUBLIC LIABILITY INS.	551300	41,503	41,697	41,697	41,697	41,697	43,814
SECURITIES BONDING	552300	325	492	492	400	492	400
BUILDING RENTAL	553200	306,384	318,228	318,228	159,114	318,228	316,716
Appropriations Unit: Fixed Charges		348,212	360,417	360,417	201,211	360,417	360,930
PROTECTIVE PROGRAM SERVICES	571610	659,840	599,132	599,132	381,338	599,132	713,355
COMM BASED CHILD WELFARE	571620	1,884,257	1,974,539	1,974,539	1,167,486	1,974,539	2,155,765
COMM BASED DELINQUENCY	571630	1,706,418	1,756,646	1,756,646	967,760	1,756,646	1,860,085
OUT OF HOME PLACEMENTS	571640	7,412,143	7,146,841	7,146,841	3,291,904	7,146,841	7,407,404
KINSHIP CARE	571660	769,585	800,000	800,000	300,163	800,000	800,000
PURCHASED SERV. ADMIN.	571760	481,899	566,505	566,505	171,624	566,505	667,530
PURCHASED SERV. PROGRAM	571770	4,813,411	4,991,031	5,143,049	2,464,696	5,143,049	6,014,173
Appropriations Unit: Grants/Contri		17,727,553	17,834,694	17,986,712	8,744,971	17,986,712	19,618,312
INTERDEPARTMENTAL CHARGES	591000	682,133	710,295	710,295	295,190	710,295	724,501
OPERATING TRANSFER OUT	599991	189,767	0	0	0	0	0
Appropriations Unit: Cost Allocation		871,900	710,295	710,295	295,190	710,295	724,501

Total Expense for Business Unit	22,497,475	22,557,737	22,715,755	10,988,499	22,715,755	24,462,910
--	------------	------------	------------	------------	------------	------------

BUSINESS UNIT:	REVENUE: DIVISION OF CHILDREN & FAMILY SERVICES
FUND: 200	BUSINESS UNIT #: 51010

Account Description:	OBJ:	(1) 2015 Actual	(2) 2016 Adopted Budget	(3) 2016 Budget Adopted & Modified 6/30	(4) 2016 Actual as of 6/30	(5) 2016 Projected at 12/31	(6) 2017 Proposed Operating and Capital Budget
GEN. PROP. TAX	441110	11,909,063	0	12,391,991	12,391,991	0	0
CHILD CARE ELIGIBILITY	442711	15,345	16,434	16,434	0	16,434	16,743
STATE AID	442730	66,043	0	66,043	23,169	66,043	66,043
WIA CONTRACT REVENUE	442740	64,363	79,442	79,442	0	79,442	80,933
COP REVENUE	442830	0	0	111,865	42,351	111,865	121,461
HEALTH CHECK REVENUE	442910	20,124	30,340	30,340	0	30,340	0
KUSD CONTRACT REVENUE	442930	209,800	209,800	209,800	110,000	209,800	209,800
KINSHIP CARE REV	442970	833,527	868,503	868,503	267,005	868,503	889,771
FAMILY PRESERVATION GRANT	442980	57,103	57,103	57,103	57,103	57,103	57,103
DSS SPECIAL REVENUES	442990	2,038,317	2,513,545	2,599,521	941,268	2,617,408	2,009,425
YOUTH AIDS	443020	3,320,514	3,325,665	3,325,665	1,507,993	3,325,665	3,240,962
EARLY INTERVENTION GRANT	443025	46,969	50,000	50,000	17,438	50,000	34,876
BIRTH TO 3	443060	297,408	297,408	297,408	247,665	297,408	297,408
YOUTH GANG DIV	443080	131,275	96,480	96,480	18,949	96,480	96,480
SOCIAL SERVICES BASE	443090	4,074,605	3,611,092	3,611,092	1,841,604	3,611,092	3,805,639
ADAM WALSH FINGERPRINT REVENUE	443091	9,383	0	0	0	0	0
FOSTER PARENT TRAINING	443092	0	0	0	3,120	3,120	13,000
INDEPENDENT LIVING REVENUE	443093	136,877	0	0	51,700	51,700	57,000
INDEPENDENT LIVING ETV REVENUE	443094	10,046	0	0	1,874	1,874	10,000
MA CRISIS REVENUE	443095	247,454	265,000	265,000	98,350	265,000	334,705
MA CASE MANAGEMENT	443100	112,356	163,200	163,200	54,246	163,200	108,744
MA COURT ORDERED REVENUE	443115	0	5,000	5,000	0	5,000	5,000
FAMILY SUPPORT	443130	112,630	111,865	0	0	0	0
PARENTAL FEES	443135	452	0	0	1,928	1,928	0
IV-E LEGAL SERVICES REVENUE	443155	0	0	0	27,753	27,753	0
CLTS WAIVER REVENUE	443170	63,337	0	0	20,187	20,187	0
CLTS-WPS REVENUE	443175	680,621	867,000	867,000	198,889	867,000	937,514
CCS REVENUE	443180	2,120,192	2,132,337	2,132,337	1,336,622	2,132,337	4,497,337
MA B3 CASE MGMT	443190	35,324	35,000	35,000	10,358	35,000	35,000
CHILD CARE ADMIN	443210	115,996	176,779	176,779	48,585	176,779	181,592
INCOME MAINTENANCE	443240	155,930	228,896	228,896	0	228,896	179,799
CHILD SUPPORT REVENUE	443450	175,051	209,931	209,931	0	209,931	193,204

VETERANS SERVICE REVENUE	443470	25,956	10,000	10,000	0	10,000	10,000
PRIOR YEAR REV/EXP	448600	296,593	0	0	148,678	148,678	0
OPERATING TRANSFER IN	449991	0	200,000	200,000	0	200,000	0
Appropriations Unit: Revenue		27,382,654	15,560,820	28,104,830	19,468,826	15,985,966	17,489,539
Total Funding for Business Unit		27,382,654	15,560,820	28,104,830	19,468,826	15,985,966	17,489,539

BUSINESS UNIT:	REVENUE: DIVISION OF CHILDREN & FAMILY SERVICES
FUND: 200	BUSINESS UNIT #: 53360

Account Description:	OBJ:	(1) 2015 Actual	(2) 2016 Adopted Budget	(3) 2016 Budget Adopted & Modified 6/30	(4) 2016 Actual as of 6/30	(5) 2016 Projected at 12/31	(6) 2017 Proposed Operating and Capital Budget
DONATIONS	448650	1,000	0	0	0	0	0
Appropriations Unit: Revenue		1,000	0	0	0	0	0
Total Funding for Business Unit		1,000	0	0	0	0	0

Total Expenses for Business Unit	22,497,475	22,557,737	22,715,755	10,988,499	22,715,755	24,462,910
Total Revenue for Business Unit	(27,383,654)	(15,560,820)	(28,104,830)	(19,468,826)	(15,985,966)	(17,489,539)
Total Levy for Business Unit	(4,886,179)	6,996,917			6,729,789	6,973,371

This page left blank intentionally

BROOKSIDE CARE CENTER

The vision of Brookside Care Center is to be a World Class provider of person directed services for those who require short term rehabilitation and long term care by offering a continuum of services for clients to access when needed, in order to remain autonomous and connected.

Brookside Care Center is committed to enhancing the quality of life for its clients by respecting each individual's rights and assisting them to reach their highest possible level of health and independence. We focus on the details to ensure safe and competent delivery of services with the client in the center of all decision making. By living this mission, we are able to remain the nursing home and rehabilitation center of choice in our community.

GOAL AND OBJECTIVES

- Provide residents with high quality care while maintaining compliance with state and federal standards.
- Maintain 98% occupancy level, with admissions to be focused first on hospital discharges requiring short-term rehabilitation.
- Continue to be the nursing home of choice in Kenosha County.
- Be progressive and innovative in providing the most home-like environment embracing the principles of culture change and resident centered care.
- Maintain and keep the current property in good repair. In addition, renovate the existing building and add a new 48 bed 2 story rehabilitation building and a 24 bed CBRF.

HUMAN SERVICES-BROOKSIDE CARE CENTER

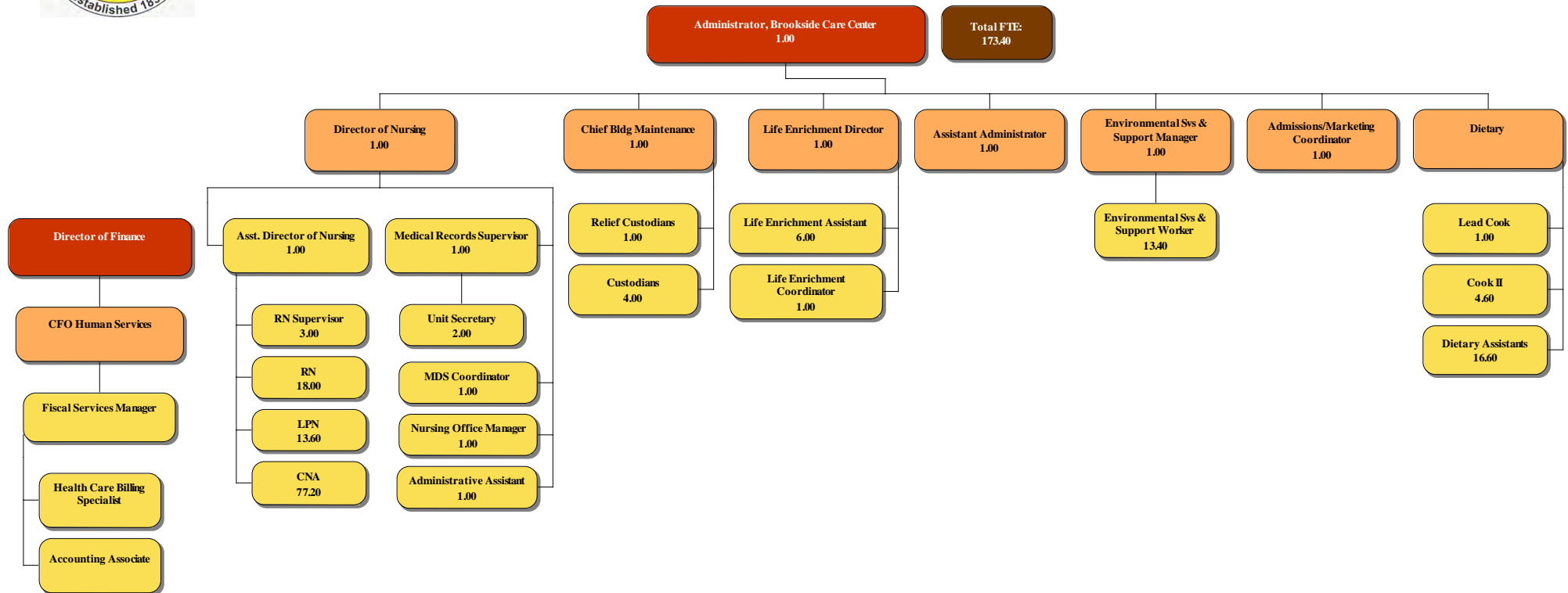
DIVISION	POSITION TITLE	CLASS TYPE	2013	2014	2015	2016	2017
<i>ADMINISTRATIVE</i>							
	ADMINISTRATOR	NR-K/E13	1.00	1.00	1.00	1.00	1.00
	ASSISTANT ADMINISTRATOR	E9	0.00	0.00	0.00	1.00	1.00
	ADMISSIONS/MARKETING COORDINATOR	NR-C/E4	1.00	1.00	1.00	1.00	1.00
	MEDICAL RECORDS SUPERVISOR	NR-C/E3	1.00	1.00	1.00	1.00	1.00
	RECEPTIONIST	1392	1.00	1.00	0.00	0.00	0.00
AREA TOTAL			4.00	4.00	3.00	4.00	4.00
<i>FINANCE- DHS</i>							
	BUSINESS MANAGER	NR-E	1.00	1.00	0.00	0.00	0.00
	HEALTH CARE BILLING SPECIALIST	1392	1.00	1.00	0.00	0.00	0.00
AREA TOTAL			2.00	2.00	0.00	0.00	0.00
<i>NURSING</i>							
	DIRECTOR OF NURSING	NR-H/E10	1.00	1.00	1.00	1.00	1.00
	ADON/INSERVICE COORDINATOR	NR-F/E8	1.00	1.00	1.00	1.00	1.00
	MDS COORDINATOR	NR-F/E6	1.00	1.00	1.00	1.00	1.00
	RN SHIFT SUPERVISOR	NR-E/E7	3.00	3.00	3.00	3.00	3.00
	NURSING OFFICE MANAGER	NR-C/E3	1.00	1.00	1.00	1.00	1.00
	REGISTERED NURSE	5061/NE11	15.98	15.92	17.80	17.60	18.00
	LICENSED PRACTICAL NURSE	1392/NE7	13.20	12.20	13.60	13.80	13.60
	CERTIFIED NURSING ASSISTANT	1392/NE-C	68.11	68.94	74.94	77.34	77.20
	UNIT SECRETARY	1392/NE1	2.00	2.00	2.00	2.00	2.00
	ADMINISTRATIVE ASSISTANT	NE1	0.00	0.00	0.00	1.00	1.00
	OFFICE CLERICAL SUPPORT	990C	0.00	1.00	1.00	0.00	0.00
AREA TOTAL			106.29	107.06	116.34	118.74	118.80 *
<i>DIETARY</i>							
	DIETARY MANAGER	NR-E/E5	1.00	1.00	1.00	1.00	0.00
	DIETICIAN	NR-C/E2	0.00	0.00	0.60	0.80	0.00
	LEAD COOK	1392/NE1	0.00	1.00	1.00	1.00	1.00
	COOK II	1392/NE-C	4.60	4.60	4.60	4.60	4.60
	DIETARY ASSISTANTS	NE-A	0.00	0.00	0.00	0.00	16.60
	DSH I	1392	9.00	10.00	13.00	13.00	0.00
	BMH-DIETARY	1392	5.80	3.80	3.60	3.60	0.00
AREA TOTAL			20.40	20.40	23.80	24.00	22.20
<i>MAINTENANCE</i>							
	CHIEF BLDG MAINTENANCE	168/NE7	1.00	1.00	1.00	1.00	1.00
	RELIEF CUSTODIAN	168/NE5	2.00	1.00	1.00	1.00	1.00
	CUSTODIANS	168/NE1	0.00	3.60	3.60	4.00	4.00
AREA TOTAL			3.00	5.60	5.60	6.00	6.00
<i>ENVIRONMENTAL SERVICES SUPPORT</i>							
	LAUNDRY/HOUSEKEEPING MANAGER	NR-B	1.00	0.00	0.00	0.00	0.00
	ENVIRONMENTAL SVS & SUPPORT MANAGER	NR-C/E3	0.00	1.00	1.00	1.00	1.00
	ENVIRONMENTAL SVS & SUPPORT WORKER	1392/NE-A	0.00	11.00	12.20	13.40	13.40
	BMH-LAUNDRY	1392	4.00	0.00	0.00	0.00	0.00
	BMH-HOUSEKEEPING	1392	4.00	0.00	0.00	0.00	0.00
	SSW-HOUSEKEEPING	1392	7.20	0.00	0.00	0.00	0.00
AREA TOTAL			16.20	12.00	13.20	14.40	14.40
<i>LIFE ENRICHMENT</i>							
	LIFE ENRICHMENT DIRECTOR	E3	0.00	0.00	0.00	1.00	1.00
	ACTIVITY DIRECTOR	NR-C	0.00	1.00	1.00	0.00	0.00
	LIFE ENRICHMENT COORDINATOR	1392/NE2	0.00	0.00	0.00	1.00	1.00
	LIFE ENRICHMENT ASSISTANT	1392/NE-C	0.00	0.00	0.00	6.00	6.00
	ACTIVITY AIDE I	1392	4.80	5.60	6.40	0.00	0.00
	ACTIVITY AIDE II	1392	0.00	0.00	0.40	0.00	0.00
AREA TOTAL			4.80	6.60	7.80	8.00	8.00
DIVISION TOTAL			156.69	157.66	169.74	175.14	173.40

* Authorized to adjust current and future budgets for nursing (RN, LPN, and CNA) FTE levels to meet minimum standards when personnel appropriation is available.



County of Kenosha

Brookside Care Center



DEPT/DIV: DEPARTMENT OF HUMAN SERVICES - BROOKSIDE

	(1) 2015 Actual	(2) 2016 Adopted Budget	(3) 2016 Budget Adopted & Modified 6/30	(4) 2016 Actual as of 6/30	(5) 2016 Projected at 12/31	(6) 2017 Proposed Operating and Capital Budget
Personnel	12,031,496	11,866,167	11,866,167	5,893,516	11,877,049	11,740,149
Contractual	2,960,098	3,175,044	3,175,044	1,273,333	3,227,841	3,022,617
Contractual	0	0	0	0	0	5,000
Supplies	981,924	1,006,831	1,006,831	504,567	1,011,101	1,129,580
Fixed Charges	384,913	408,188	408,188	223,235	408,188	395,368
Grants/Contributions	2,712	5,000	5,000	0	5,000	5,000
Outlay	403,910	1,534,700	19,222,763	1,201,329	19,222,763	161,196
Cost Allocation	304,172	122,552	122,552	40,515	122,552	138,000
Debt Service	303,614	624,604	624,604	0	624,604	638,800
Total Expenses for Business Unit	17,372,839	18,743,086	36,431,149	9,136,495	36,499,098	17,235,710
Total Revenue for Business Unit	(16,395,932)	(19,243,085)	(36,431,149)	(7,469,485)	(36,209,400)	(17,735,710)
Total Levy for Business Unit	976,907	(499,999)			289,698	(500,000)

DEPT/DIV: DEPARTMENT OF HUMAN SERVICES - BROOKSIDE
BUSINESS UNIT: BROOKSIDE
FUND: 600 BUSINESS UNIT #: 42130

Account Description:	OBJ:	(1)	(2)	(3)	(4)	(5)	(6)
		2015 Actual	2016 Adopted Budget	2016 Budget Adopted & Modified 6/30	2016 Actual as of 6/30	2016 Projected at 12/31	2017 Proposed Operating and Capital Budget
SALARIES	511100	7,353,010	7,553,931	7,553,931	3,639,300	7,553,931	7,315,404
SALARIES-OVERTIME	511200	317,401	263,174	263,174	138,661	274,056	222,574
PER DIEM	514100	1,950	1,950	1,950	750	1,950	1,950
FICA	515100	564,725	600,596	600,596	280,001	600,596	576,804
RETIREMENT	515200	511,886	514,911	514,911	247,026	514,911	511,867
MEDICAL INSURANCE	515400	2,797,337	2,382,851	2,382,851	1,248,977	2,382,851	2,545,065
LIFE INSURANCE	515500	20,200	19,003	19,003	11,410	19,003	18,048
WORKERS COMP.	515600	212,226	247,187	247,187	247,187	247,187	266,187
UNEMPLOYMENT COMP.	515800	10,947	44,338	44,338	(8,295)	44,338	42,838
INTERDEPARTMENTAL CHARGES	519990	241,814	238,226	238,226	88,499	238,226	239,412
Appropriations Unit: Personnel		12,031,496	11,866,167	11,866,167	5,893,516	11,877,049	11,740,149
ACCOUNTING & AUDITING	521300	8,500	8,670	8,670	8,500	8,670	8,500
OTHER PROFESSIONAL SVCS.	521900	202,200	289,165	289,165	97,231	289,165	494,700
WATER & SEWER	522100	19,521	17,750	17,750	5,728	17,750	20,009
UTILITIES	522200	191,479	150,000	150,000	70,785	150,000	196,266
NATURAL GAS	522400	68,941	100,000	100,000	29,617	100,000	70,665
TELECOMMUNICATIONS	522500	11,102	13,500	13,500	6,266	13,500	11,775
RESIDENT TELEPHONE SERVICE	522501	9,687	13,000	13,000	7,293	13,000	9,800
RESIDENT SATELLITE SERVICE	522502	11,999	18,600	18,600	6,436	18,600	16,800
GROUNDS & GROUNDS IMPROVEMENTS	524500	6,449	40,000	40,000	5,895	40,000	12,000
BLDG./EQUIP. MTNCE.	524600	0	765	765	0	765	0
PHARMACEUTICAL CONSUL.	525610	11,827	13,000	13,000	4,928	13,000	12,500
PT - MEDICARE A	526500	475,187	497,045	497,045	193,256	497,045	411,168
OT - MEDICARE A	526510	371,320	410,000	410,000	149,752	410,000	311,697
SPEECH - MEDICARE A	526520	83,730	85,000	85,000	24,066	85,000	57,995
DIAGNOSTIC - MEDICARE A	526540	32,796	30,000	30,000	13,077	30,000	24,273
PHARMACY - MEDICARE A	526550	332,919	290,000	290,000	142,960	290,000	289,903
IV-MEDICARE A	526560	19,769	12,000	12,000	10,910	12,000	16,656
LAB - MEDICARE A	526570	37,110	32,000	32,000	17,539	32,000	33,364
OXYGEN - MEDICARE A	526580	17,709	13,000	13,000	8,453	13,000	19,767
OTHER - MEDICARE A	526590	14,241	23,155	23,155	15,505	23,155	22,164
MANAGED CARE PART A	526630	296,864	505,000	505,000	73,985	505,000	135,088
MANAGED CARE OTHER	526640	31,860	50,000	50,000	408	50,000	551

LAB-3RD PARTY INSURANCE	526670	1,395	0	0	119	0	0
PT-MEDICARE B	526700	41,581	55,000	55,000	12,413	55,000	27,127
OT-MEDICARE B	526710	17,059	30,000	30,000	6,202	30,000	15,125
SPEECH-MEDICARE B	526720	6,327	12,000	12,000	1,408	12,000	3,412
OUTPATIENT-B	526730	41,662	17,000	17,000	13,467	17,000	30,854
INSURANCE INPATIENT-B	526735	82,531	64,404	64,404	43,199	64,404	101,431
SUPPLIES - MEDICARE B	526790	0	11,442	11,442	0	11,442	0
RESIDENT TRANSPORTATION SERVICES	526800	14,079	11,448	11,448	7,978	11,448	15,000
DIAGNOSTIC-MED ADV PART A	526805	1,797	1,500	1,500	2,829	2,829	5,829
LAB-MED ADV PART A	526815	3,929	2,000	2,000	4,068	4,068	9,094
OXYGEN-MED ADV PART A	526825	348	500	500	0	500	0
PHY THERAPY-MED ADV PART A	526865	71,326	30,000	30,000	52,456	52,456	130,078
OCCUP THERAPY-MED ADV PART A	526870	58,403	28,000	28,000	38,799	38,799	96,306
SPEECH THERAPY-MED ADV PART A	526875	9,483	5,000	5,000	8,579	8,579	20,488
PHARMACY-MED ADV PART A	526880	2,388	3,500	3,500	13	3,500	18
THERAPY-MEDICARE B	526900	8,331	5,000	5,000	2,906	5,000	5,474
LAB-MANAGED CARE	526940	3,104	0	0	3,819	3,819	7,408
DIAGNOSTIC-MANAGED CARE	526950	2,505	1,500	1,500	3,409	3,409	6,640
PHY THERAPY-MANAGED CARE	526960	15,237	7,500	7,500	10,958	10,958	24,394
OCCUP THERAPY-MANAGED CARE	526970	10,156	4,500	4,500	6,260	6,260	10,073
SPEECH THERAPY-MANAGED CARE	526980	2,005	1,200	1,200	2,012	2,012	3,512
PHARMACY-MANAGED CARE	526990	16,274	25,000	25,000	0	25,000	25,690
DOCTOR FEES	527300	16,800	19,000	19,000	8,550	19,000	17,500
MISC. CONTRACTUAL SERV.	529900	278,168	227,900	227,900	151,299	228,708	291,523
Appropriations Unit: Contractual		2,960,098	3,175,044	3,175,044	1,273,333	3,227,841	3,022,617
POSTAGE	531100	6,326	9,690	9,690	2,971	9,690	6,000
OFFICE SUPPLIES	531200	16,033	15,900	15,900	8,694	15,900	16,500
MINOR EQUIPMENT	531400	9,527	14,000	14,000	9,929	14,000	10,716
SUBSCRIPTIONS	532200	12,092	2,000	2,000	1,690	2,000	42,332
ADVERTISING	532600	4,498	5,000	5,000	992	5,000	5,000
MILEAGE & TRAVEL	533900	19,788	22,000	22,000	10,434	22,000	22,000
PHARMACEUTICALS	534150	90,718	60,000	60,000	30,191	60,000	70,392
LAB & MEDICAL SUPPLIES	534200	62,186	50,000	50,000	28,171	50,000	58,351
PERSONAL CARE SUPPL.	534240	14,737	15,000	15,000	6,377	15,000	12,441
FOOD - GROCERIES	534300	406,596	360,000	360,000	194,438	360,000	303,315
DIETARY SUPPLEMENTS	534330	15,428	22,000	22,000	19,672	22,000	0
KITCHEN SUPPLIES	534350	11,714	9,690	9,690	5,046	9,690	0
HOUSEKEEPING SUPPLIES	534400	91,611	79,180	79,180	47,888	79,180	63,000
DISHES/UTENSILS	534430	6,456	4,590	4,590	4,435	4,590	0
OTHER OPERATING SUPPLIES	534900	63,720	59,270	59,270	20,116	59,270	254,232
MEALS ON WHEELS SUPPLIES	534905	2,962	2,500	2,500	1,086	2,500	31,013
INCONTINENCY SUPPLIES	534910	71,147	58,500	58,500	27,350	58,500	63,727
CAFÉ SUPPLIES	534915	25,459	30,000	30,000	16,032	30,000	40,242

MOTOR VEHICLES PARTS	535200	5,912	6,000	6,000	2,551	6,000	3,842
PLUMBING & ELECT SUPPL.	535500	14,765	20,000	20,000	10,827	20,000	19,519
STAFF DEVELOPMENT	543340	30,249	72,200	72,200	31,324	72,200	20,218
Appropriations Unit: Supplies		981,924	917,520	917,520	480,214	917,520	1,042,840
INSURANCE ON BUILDINGS	551100	6,136	10,998	10,998	6,430	10,998	6,816
VEHICLE EQUIP INSURANCE	551200	1,179	0	0	0	0	0
PUBLIC LIABILITY INS.	551300	41,393	41,587	41,587	41,587	41,587	43,699
BOILER INSURANCE	551500	728	750	750	728	750	728
OTHER INSURANCE	551900	10,807	12,250	12,250	11,634	12,250	11,750
SECURITIES BONDING	552300	458	693	693	525	693	525
EQUIP. LEASE/RENTAL	553300	10,052	27,750	27,750	5,251	27,750	17,690
PROVIDER TAX - STATE	559120	314,160	314,160	314,160	157,080	314,160	314,160
Appropriations Unit: Fixed Charges		384,913	408,188	408,188	223,235	408,188	395,368
GENERAL - INTEREST	562200	0	0	0	0	0	425,867
Appropriations Unit: Debt Service		0	0	0	0	0	425,867
BAD DEBT EXPENSE	574100	2,712	5,000	5,000	0	5,000	5,000
Appropriations Unit: Grants/Contrib		2,712	5,000	5,000	0	5,000	5,000
DEPRECIATION	585000	403,910	0	0	0	0	0
Appropriations Unit: Outlay		403,910	0	0	0	0	0
INTERDEPARTMENTAL CHARGES	591000	106,169	122,552	122,552	40,515	122,552	138,000
OTHER POST EMPLOY BENEFITS	592000	92,547	0	0	0	0	0
GASB 68/71 EXPENSE	593000	(220,064)	0	0	0	0	0
Appropriations Unit: Cost Allocation		(21,348)	122,552	122,552	40,515	122,552	138,000
Total Expense for Business Unit		16,743,705	16,494,471	16,494,471	7,910,813	16,558,150	16,769,841

BUSINESS UNIT:	BROOKSIDE - CAPITAL
FUND: 600	BUSINESS UNIT #: 42190

Account Description:	OBJ:	(1) 2015 Actual	(2) 2016 Adopted Budget	(3) 2016 Budget Adopted & Modified 6/30	(4) 2016 Actual as of 6/30	(5) 2016 Projected at 12/31	(6) 2017 Proposed Operating and Capital Budget
FURN/FIXT >300<5000	530010	0	23,086	23,086	5,675	23,086	21,037
MACHY/EQUIP >300<5000	530050	0	66,225	66,225	14,408	66,225	70,703
Appropriations Unit: Supplies		0	89,311	89,311	20,083	89,311	91,740
FURN/FIXTURES >5000	580010	0	34,700	34,700	0	34,700	54,046
MACHY/EQUIP >5000	580050	0	0	0	0	0	61,150
Appropriations Unit: Outlay		0	34,700	34,700	0	34,700	115,196

Total Expense for Busines Unit	0	124,011	124,011	20,083	124,011	206,936
---------------------------------------	---	---------	---------	--------	---------	---------

BUSINESS UNIT:	BROOKSIDE - CAPITAL
FUND: 608	BUSINESS UNIT #: 42195

Account Description:	OBJ:	(1) 2015 Actual	(2) 2016 Adopted Budget	(3) 2016 Budget Adopted & Modified 6/30	(4) 2016 Actual as of 6/30	(5) 2016 Projected at 12/31	(6) 2017 Proposed Operating and Capital Budget
FURN/FIXTURES >5000	580010	0	0	33,000	0	33,000	25,000
MACHY/EQUIP >5000	580050	0	0	134,354	0	134,354	0
BUILDING IMPROVEMENTS	582200	0	0	0	0	0	21,000
PRCH/PLAN/DGSN/CONST/EQUIP	582250	0	0	28,964	0	28,964	0
Appropriations Unit: Outlay		0	0	196,318	0	196,318	46,000
OPERATING TRANSFER OUT	599991	111,821	0	0	0	0	0
Appropriations Unit: Cost Allocation		111,821	0	0	0	0	0
Total Expense for Busines Unit		111,821	0	196,318	0	196,318	46,000

BUSINESS UNIT:	BROOKSIDE PROJECT
FUND: 605	BUSINESS UNIT #: 42310

Account Description:	OBJ:	(1) 2015 Actual	(2) 2016 Adopted Budget	(3) 2016 Budget Adopted & Modified 6/30	(4) 2016 Actual as of 6/30	(5) 2016 Projected at 12/31	(6) 2017 Proposed Operating and Capital Budget
GENERAL - INTEREST	562200	203,470	624,604	624,604	0	624,604	212,933
DEBT SERVICE CHARGES	569100	100,144	0	0	0	0	0
Appropriations Unit: Debt Service		303,614	624,604	624,604	0	624,604	212,933
PRCH/PLAN/DGSN/CONST/EQUIP	582250	0	1,500,000	18,991,745	1,201,329	18,991,745	0
Appropriations Unit: Outlay		0	1,500,000	18,991,745	1,201,329	18,991,745	0
Total Expense for Busines Unit		303,614	2,124,604	19,616,349	1,201,329	19,616,349	212,933

BUSINESS UNIT:	DEPARTMENT OF PUBLIC WORKS AND DEVELOPMENT SERVICES-CAPITAL PROJ- PSAP UP					
FUND: 440	BUSINESS UNIT #: 76398					

Account Description:	OBJ:	(1) 2015 Actual	(2) 2016 Adopted Budget	(3) 2016 Budget Adopted & Modified 6/30	(4) 2016 Actual as of 6/30	(5) 2016 Projected at 12/31	(6) 2017 Proposed Operating and Capital Budget
OPERATING TRANSFER OUT	599991	200,000	0	0	0	0	0
Appropriations Unit:	Cost Allocation	200,000	0	0	0	0	0
Total Expense for Busines Unit		200,000	0	0	0	0	0

BUSINESS UNIT:	CAPITAL PROJECTS - BROOKSIDE ENDOWMENT FUND					
FUND: 510	BUSINESS UNIT #: 87100					

Account Description:	OBJ:	(1) 2015 Actual	(2) 2016 Adopted Budget	(3) 2016 Budget Adopted & Modified 6/30	(4) 2016 Actual as of 6/30	(5) 2016 Projected at 12/31	(6) 2017 Proposed Operating and Capital Budget
OTHER OPERATING SUPPLIES	534900	0	0	0	4,270	4,270	0
Appropriations Unit:	Supplies	0	0	0	4,270	4,270	0
OPERATING TRANSFER OUT	599991	13,699	0	0	0	0	0
Appropriations Unit:	Cost Allocation	13,699	0	0	0	0	0
Total Expense for Busines Unit		13,699	0	0	4,270	4,270	0

BUSINESS UNIT:	REVENUE: BROOKSIDE					
FUND: 600	BUSINESS UNIT #: 42130					

Account Description:	OBJ:	(1) 2015 Actual	(2) 2016 Adopted Budget	(3) 2016 Budget Adopted & Modified 6/30	(4) 2016 Actual as of 6/30	(5) 2016 Projected at 12/31	(6) 2017 Proposed Operating and Capital Budget
GEN. PROP. TAX	441110	(471,558)	0	(499,999)	(499,999)	(499,999)	0
RESIDENT SATELLITE SERVICE	442562	21,050	0	0	0	0	0
INTERGOV'T TRANSFER PROGRAM	442750	995,300	941,757	941,757	474,714	941,757	1,001,800
STATE BED ASSESSMENT	442765	57,346	59,160	59,160	25,659	59,160	57,120
MANAGED CARE - OTHER	442767	438,862	503,335	503,335	350,590	503,335	599,513

MEDICARE A	442775	7,382,364	7,651,754	7,651,754	3,478,689	7,651,754	7,291,651
MEDICARE B	442776	203,325	210,000	210,000	101,484	210,000	210,000
MEDICAID	442780	4,209,502	4,494,435	4,494,435	2,152,201	4,494,435	3,929,893
PRIVATE PAY	442785	3,280,916	3,175,500	3,175,500	1,554,004	3,175,500	3,066,000
CONTRACTURAL ADJUSTMENTS	442799	0	0	0	(262,813)	(262,813)	(400,000)
FEDERAL MOBILE MEALS	443270	30,224	25,000	25,000	17,302	25,000	34,602
EMPLOYEE MEALS	443275	5,353	5,000	5,000	2,917	5,000	6,041
CAFÉ MEALS	443285	69,423	50,000	50,000	31,143	50,000	61,668
SUNDRY DEPARTMENT REVENUE	448520	19,578	2,040	2,040	7,470	7,470	4,913
MANAGED CARE MISC REVENUE	448525	13,700	0	0	0	0	6,000
RENTAL INCOME	448550	720	500	500	490	500	500
DONATIONS	448650	5,500	0	0	0	0	0
OPERATING TRANSFER IN	449991	125,521	0	0	0	0	0
Appropriations Unit: Revenue		16,387,126	17,118,481	16,618,482	7,433,851	16,361,099	15,869,701
Total Funding for Business Unit		16,387,126	17,118,481	16,618,482	7,433,851	16,361,099	15,869,701

BUSINESS UNIT:	REVENUE: BROOKSIDE - CAPITAL
FUND: 608	BUSINESS UNIT #: 42195

Account Description:	OBJ:	(1) 2015 Actual	(2) 2016 Adopted Budget	(3) 2016 Budget Adopted & Modified 6/30	(4) 2016 Actual as of 6/30	(5) 2016 Projected at 12/31	(6) 2017 Proposed Operating and Capital Budget
BONDING	440000	0	0	0	0	0	46,000
CARRYOVER	449980	0	0	196,318	0	196,318	0
Appropriations Unit: Revenue		0	0	196,318	0	196,318	46,000
Total Funding for Business Unit		0	0	196,318	0	196,318	46,000

BUSINESS UNIT:	REVENUE: BROOKSIDE PROJECT
FUND: 605	BUSINESS UNIT #: 42310

Account Description:	OBJ:	(1) 2015 Actual	(2) 2016 Adopted Budget	(3) 2016 Budget Adopted & Modified 6/30	(4) 2016 Actual as of 6/30	(5) 2016 Projected at 12/31	(6) 2017 Proposed Operating and Capital Budget
GENERAL FUND INTEREST	448110	1,405	0	0	34,524	34,524	212,933
CARRYOVER	449980	0	0	17,491,745	0	17,491,745	0
RESERVES	449990	0	2,124,604	2,124,604	0	2,124,604	1,607,076

Appropriations Unit:	Revenue	1,405	2,124,604	19,616,349	34,524	19,650,873	1,820,009
Total Funding for Business Unit		1,405	2,124,604	19,616,349	34,524	19,650,873	1,820,009

BUSINESS UNIT:	REVENUE: BROOKSIDE - BROOKSIDE ENDOWMENT FUND						
FUND: 510	BUSINESS UNIT #: 87100						

Account Description:	OBJ:	(1) 2015 Actual	(2) 2016 Adopted Budget	(3) 2016 Budget Adopted & Modified 6/30	(4) 2016 Actual as of 6/30	(5) 2016 Projected at 12/31	(6) 2017 Proposed Operating and Capital Budget
INTEREST GENERAL FUND INVESTMENTS	448110	53	0	0	85	85	0
DONATIONS	448560	7,385	0	0	1,025	1,025	0
Appropriations Unit:	Revenue	7,438	0	0	1,110	1,110	0
Total Funding for Business Unit		7,438	0	0	1,110	1,110	0

BUSINESS UNIT:	REVENUE: BROOKSIDE - BROOKSIDE ENDOWMENT FUND						
FUND: 510	BUSINESS UNIT #: 88100						

Account Description:	OBJ:	(1) 2015 Actual	(2) 2016 Adopted Budget	(3) 2016 Budget Adopted & Modified 6/30	(4) 2016 Actual as of 6/30	(5) 2016 Projected at 12/31	(6) 2017 Proposed Operating and Capital Budget
INTEREST - GENERAL FUND	448110	(37)	0	0	0	0	0
Appropriations Unit:	Revenue	(37)	0	0	0	0	0
Total Funding for Business Unit		(37)	0	0	0	0	0

Total Expenses for Business Unit	17,372,839	18,743,086	36,431,149	9,136,495	36,499,098	17,235,710
Total Revenue for Business Unit	(16,395,932)	(19,243,085)	(36,431,149)	(7,469,485)	(36,209,400)	(17,735,710)
Total Levy for Business Unit	976,907	(499,999)			289,698	(500,000)

2017 CAPITAL OUTLAY

						PROPOSED OUTLAY BUDGET
DEPARTMENT	FUND	BUS. UNIT	OBJ.	ITEM/DESCRIPTION	QNTY	
DHS - Brookside	608	42195	582200	Elevator Improvements		\$21,000
				Included in Capital Outlay/Project Plan > \$5,000 < \$25,000 Funded with Bonding		\$21,000
DHS - Brookside	608	42195	580010	Bed Replacements		\$25,000
				Included in Capital Outlay/Project Plan > \$25,000 Funded with Bonding		\$25,000

This page left blank intentionally

DHS INTERNAL SERVICE FUND

This fund is used to account for revenues and expenditures that are associated with operating expenses, annual principal, and interest for the Kenosha County Human Services/Job Center Building.

DEPT/DIV: DHS - INTERNAL SERVICE FUND

	(1) 2015 Actual	(2) 2016 Adopted Budget	(3) 2016 Budget Adopted & Modified 6/30	(4) 2016 Actual as of 6/30	(5) 2016 Projected at 12/31	(6) 2017 Proposed Operating and Capital Budget
Outlay	497,109	0	0	0	497,109	498,950
Cost Allocation	0	(5,458)	(5,458)	0	(502,567)	(503,686)
Debt Service	7,004	5,458	5,458	0	5,458	4,736
Total Expenses for Business Unit	504,113	0	0	0	0	0
Total Revenue for Business Unit	(55,500)	0	0	0	0	0
Total Levy for Business Unit	448,613	0			0	0

DEPT/DIV: DHS - INTERNAL SERVICE FUND
BUSINESS UNIT: DHS - INTERNAL SERVICE FUND
FUND: 202 BUSINESS UNIT #: 53950

		(1)	(2)	(3)	(4)	(5)	(6)
		2015	2016	2016 Budget	2016	2016	2017 Proposed
Account Description:	OBJ:	Actual	Adopted Budget	Adopted & Modified 6/30	Actual as of 6/30	Projected at 12/31	Operating and Capital Budget
GENERAL - INTEREST	562200	7,004	5,458	5,458	0	5,458	4,736
Appropriations Unit: Debt Service		7,004	5,458	5,458	0	5,458	4,736
DEPRECIATION	585000	497,109	0	0	0	497,109	498,950
Appropriations Unit: Outlay		497,109	0	0	0	497,109	498,950
INTERDIVISIONAL CHARGES	591000	0	(5,458)	(5,458)	0	(502,567)	(503,686)
Appropriations Unit: Cost Allocation		0	(5,458)	(5,458)	0	(502,567)	(503,686)
Total Expense for Business Unit		504,113	0	0	0	0	0

BUSINESS UNIT: REVENUE: DEPARTMENT OF HUMAN SERVICES - INTERNAL SERVICE FUND
FUND: 202 BUSINESS UNIT #: 53950

		(1)	(2)	(3)	(4)	(5)	(6)
		2015	2016	2016 Budget	2016	2016	2017 Proposed
Account Description:	OBJ:	Actual	Adopted Budget	Adopted & Modified 6/30	Actual as of 6/30	Projected at 12/31	Operating and Capital Budget
OPERATING TRANSFER IN	449991	55,500	0	0	0	0	0
Appropriations Unit: Revenue		55,500	0	0	0	0	0
Total Funding for Business Unit		55,500	0	0	0	0	0

Total Expenses for Business Unit	504,113	0	0	0	0	0
Total Revenue for Business Unit	(55,500)	0	0	0	0	0
Total Levy for Business Unit	448,613	0			0	0

DEPT OF FINANCE AND ADMINISTRATION ADMINISTRATIVE SERVICES

ACTIVITIES

This business unit includes certain costs shared by the Office of the County Executive, Administrative Services, Personnel Services, Financial Services and Purchasing Services within the County Administration Building. Some of the shared costs for these divisions are printing, copiers, facsimile, vehicle, and general supplies.

- Think globally and standardize process to expand productivity and reduce costs.
- Consistently expand the function's scope and scale to include expert functions.
- Invest in training to improve internal processes by redesign or reengineering using technology wherever possible.

DEPT/DIV: DEPARTMENT OF FINANCE AND ADMINISTRATION

	(1) 2015 <u>Actual</u>	(2) 2016 Adopted <u>Budget</u>	(3) 2016 Budget Adopted & <u>Modified 6/30</u>	(4) 2016 Actual <u>as of 6/30</u>	(5) 2016 Projected <u>at 12/31</u>	(6) 2017 Proposed Operating and <u>Capital Budget</u>
Contractual	86,522	104,200	104,200	36,237	86,524	86,836
Supplies	6,420	14,825	14,825	3,908	13,949	16,634
Outlay	2,597	0	1,931	630	2,000	0
Total Expenses for Business Unit	95,539	119,025	120,956	40,775	102,473	103,470
Total Revenue for Business Unit	0	0	(1,931)	0	(1,931)	0
Total Levy for Business Unit	95,539	119,025			100,542	103,470

DEPT/DIV: DEPARTMENT OF FINANCE AND ADMINISTRATION

BUSINESS UNIT: ADMINISTRATIVE SERVICES

FUND: 100 BUSINESS UNIT #: 15140

		(1)	(2)	(3)	(4)	(5)	(6)
		2015	2016	2016 Budget	2016	2016	2017 Proposed
Account Description:	OBJ:	Actual	Adopted Budget	Adopted & Modified 6/30	Actual as of 6/30	Projected at 12/31	Operating and Capital Budget
OTHER PROFESSIONAL SVCS.	521900	84,356	100,000	100,000	35,175	84,400	84,400
TELECOMMUNICATIONS	522500	2,166	4,200	4,200	1,062	2,124	2,436
Appropriations Unit: Contractual		86,522	104,200	104,200	36,237	86,524	86,836
FURN/FIXT >300<5000	530010	0	4,000	4,000	0	8,000	10,000
OFFICE SUPPLIES	531200	3,202	5,025	5,025	1,224	2,449	2,634
PRINTING/DUPLICATION	531300	747	1,800	1,800	0	1,000	1,000
SUBSCRIPTIONS	532200	2,471	4,000	4,000	2,684	2,500	3,000
Appropriations Unit: Supplies		6,420	14,825	14,825	3,908	13,949	16,634
Total Expense for Busines Unit		92,942	119,025	119,025	40,145	100,473	103,470

BUSINESS UNIT: ADMINISTRATIVE SERVICES - CAPITAL

FUND: 100 BUSINESS UNIT #: 15180

		(1)	(2)	(3)	(4)	(5)	(6)
		2015	2016	2016 Budget	2016	2016	2017 Proposed
Account Description:	OBJ:	Actual	Adopted Budget	Adopted & Modified 6/30	Actual as of 6/30	Projected at 12/31	Operating and Capital Budget
FURN/FIXTURES >5000	580010	2,597	0	1,931	630	2,000	0
Appropriations Unit: Outlay		2,597	0	1,931	630	2,000	0
Total Expense for Busines Unit		2,597	0	1,931	630	2,000	0

BUSINESS UNIT:	ADMINISTRATIVE SERVICES - CAPITAL
FUND: 411	BUSINESS UNIT #: 15180

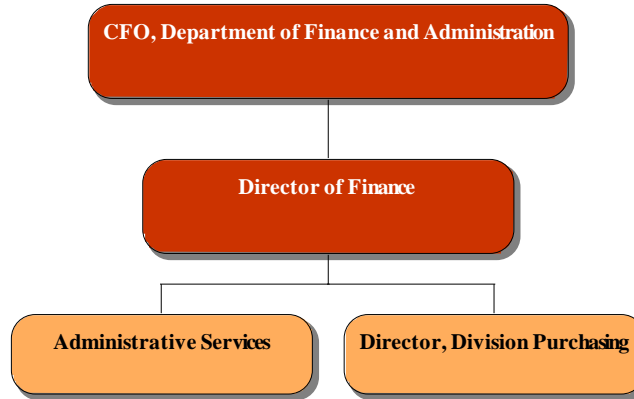
Account Description:	OBJ:	(1) 2015 Actual	(2) 2016 Adopted Budget	(3) 2016 Budget Adopted & Modified 6/30	(4) 2016 Actual as of 6/30	(5) 2016 Projected at 12/31	(6) 2017 Proposed Operating and Capital Budget
CARRYOVER	449980	0	0	1,931	0	1,931	0
Appropriations Unit: Revenue		0	0	1,931	0	1,931	0
Total Funding for Business Unit		0	0	1,931	0	1,931	0

Total Expenses for Business Unit	95,539	119,025	120,956	40,775	102,473	103,470
Total Revenue for Business Unit	0	0	(1,931)	0	(1,931)	0
Total Levy for Business Unit	95,539	119,025			100,542	103,470



County of Kenosha

Department of Finance & Administration



This page left blank intentionally

ECONOMIC DEVELOPMENT

PLAN OF WORK - GOALS FROM KENOSHA FIRST PLAN

- **Support & Expand the existing base through business retention and consolidation strategies.**
 - Support the retention and expansion of existing businesses.
 - Develop a local “rapid response” strategy for lay-offs/closings.
 - Develop solutions to retain dislocated workers/professionals.
 - Pursue investment(s) from companies seeking to consolidate.
- **Position Kenosha County for long-term economic growth and vitality.**
 - Increase availability of industrial land sites for smaller projects.
 - Align KABA RLF programs with strategic plan.
 - Pursue targeted industry strategy.
 - Support innovation among existing businesses.
 - Promote entrepreneurship and small business development.
 - Explore redevelopment opportunities for Chrysler site.
 - Support needed public infrastructure investments to support growth.
- **Attract, retain, and engage talent.**
 - Bring business, workforce training, and education closer together.
 - Engage educators more directly in economic development.
 - Promote greater utilization of existing workforce training assets.
 - Engage young professionals and new residents.
 - Marketing campaign urging former residents to come home.
- **Ensure all parts of the county are economically, digitally, and physically connected.**
 - Actively promote Downtown Development.
 - Support corridor/road improvements between I-94 and lakefront.
 - Support Multi-Jurisdictional Comprehensive Plan for Kenosha County.
 - Improve public transit to business, industrial and education sites.
 - Support KRM expansion.
 - Support airport expansion for corporate aviation.
 - Support/publicize efforts re: broadband deployment.
- **Build a distinct image and brand for Kenosha County.**
 - Commit additional resources to economic development marketing efforts.
 - Initiate a local positive image campaign.
 - Enhance Kenosha County’s image w/in the Chicago-Milwaukee corridor.
 - Engage in cooperative marketing with area colleges/universities.

DEPT/DIV: DEPARTMENT OF FINANCE AND ADMINISTRATION - ECONOMIC DEVELOPMENT - KABA

	(1) 2015 <u>Actual</u>	(2) 2016 Adopted <u>Budget</u>	(3) 2016 Budget Adopted & <u>Modified 6/30</u>	(4) 2016 Actual <u>as of 6/30</u>	(5) 2016 Projected <u>at 12/31</u>	(6) 2017 Proposed Operating and <u>Capital Budget</u>
Grants/Contributions	125,000	125,000	125,000	83,400	125,000	150,000
Outlay	0	250,000	250,000	0	250,000	250,000
Total Expenses for Business Unit	125,000	375,000	375,000	83,400	375,000	400,000
Total Revenue for Business Unit	0	(250,000)	(250,000)	0	(250,000)	(250,000)
Total Levy for Business Unit	125,000	125,000			125,000	150,000

DEPT/DIV: DEPARTMENT OF FINANCE AND ADMINISTRATION - ECONOMIC DEVELOPMENT - KABA

BUSINESS UNIT: ECONOMIC DEVELOPMENT - KABA

FUND: 100 BUSINESS UNIT #: 76400

Account Description:	OBJ:	(1) 2015 Actual	(2) 2016 Adopted Budget	(3) 2016 Budget Adopted & Modified 6/30	(4) 2016 Actual as of 6/30	(5) 2016 Projected at 12/31	(6) 2017 Proposed Operating and Capital Budget
PURCHASED SERV. PROGRAM	571770	125,000	125,000	125,000	83,400	125,000	150,000
Appropriations Unit:	Grants/Contrit	125,000	125,000	125,000	83,400	125,000	150,000
Total Expense for Business Unit		125,000	125,000	125,000	83,400	125,000	150,000

BUSINESS UNIT: ECONOMIC DEVELOPMENT - KABA

FUND: 411 BUSINESS UNIT #: 76480

Account Description:	OBJ:	(1) 2015 Actual	(2) 2016 Adopted Budget	(3) 2016 Budget Adopted & Modified 6/30	(4) 2016 Actual as of 6/30	(5) 2016 Projected at 12/31	(6) 2017 Proposed Operating and Capital Budget
ECONOMIC DEVELOPMENT	581980	0	250,000	250,000	0	250,000	250,000
Appropriations Unit:	Outlay	0	250,000	250,000	0	250,000	250,000
Total Expense for Business Unit		0	250,000	250,000	0	250,000	250,000

BUSINESS UNIT: REVENUE: CAPITAL PROJECTS - KABA

FUND: 411 BUSINESS UNIT #: 76480

Account Description:	OBJ:	(1) 2015 Actual	(2) 2016 Adopted Budget	(3) 2016 Budget Adopted & Modified 6/30	(4) 2016 Actual as of 6/30	(5) 2016 Projected at 12/31	(6) 2017 Proposed Operating and Capital Budget
BONDING	440000	0	250,000	250,000	0	250,000	250,000
Appropriations Unit:	Revenue	0	250,000	250,000	0	250,000	250,000
Total Funding for Business Unit		0	250,000	250,000	0	250,000	250,000

Total Expenses for Business Unit	125,000	375,000	375,000	83,400	375,000	400,000
Total Revenue for Business Unit	0	(250,000)	(250,000)	0	(250,000)	(250,000)
Total Levy for Business Unit	125,000	125,000			125,000	150,000

2017 CAPITAL OUTLAY

DEPARTMENT	FUND	BUS. UNIT	OBJ.	ITEM/DESCRIPTION	QNTY	PROPOSED OUTLAY BUDGET
Finance & Adm - KABA	411	76480	581980	KABA Economic Development		\$250,000
				Included in Capital Outlay/Project Plan > \$25,000		\$250,000
				Funded with Bonding		

This page left blank intentionally

FINANCE

The Director of Finance and Administrative Services provides leadership and support on a Department-wide basis to empower, facilitate and oversee activities of Finance, Administrative Services and Purchasing.

ACTIVITIES

To maintain the central county financial system in accordance with generally accepted accounting principles; to assist in the preparation of the annual budget, and monitor and control the budget after its adoption; and to report to the County Administration and County Board on the financial condition of the county.

GOALS AND OBJECTIVES

- To Complete the Certified Single Audit by established deadlines.
- To review new accounting principles issued by the Governmental Accounting Standards Board, to assess their impact on Kenosha County, and to implement the practices as appropriate. This will include standards that impact on accounting of intangible assets.
- Review JDE ERP system for possible future migration to new system.
- To continue to review cash handling throughout the county, develop procedures, and improve controls.
- To complete the County Executive and County Board budgets by established deadlines.
- To process all budget modifications within 48 hours of notice of authorization.
- To ensure that each budget shall reflect policies determined by the County Executive and County Board.
- Migrate all departments currently on automated time and attendance to Kronos Workforce Central. All departments will be on Workforce Central by end of 2014, with the exception of the Sheriff's Department.
- To adapt the payroll system to accommodate changes resulting from union contract negotiations, or changes in federal or state law.
- To act as liaison to the Finance Committee, provide information and analysis as requested, and assist with coordination of all committee meetings.
- To assist the Finance Committee in the development of the annual budget.
- To continue to integrate DHS – Finance and DPW – Finance into one centralized financial services division.

FINANCE AND ADMINISTRATION

DIVISION	POSITION TITLE	CLASS TYPE	2013	2014	2015	2016	2017
----------	----------------	------------	------	------	------	------	------

ADMINISTRATIVE

CFO - FINANCE & ADMINISTRATION	NR-L/E16	1.00	1.00	1.00	1.00	1.00
DIRECTOR OF FINANCE	E12	0.00	0.00	0.00	0.00	1.00
ASST DIR OF FINANCE/BUDGET DIRECTOR	NR-J/E13	1.00	1.00	1.00	1.00	0.00
BUDGET/FINANCE ANALYST	E9	0.00	0.00	0.00	1.00	1.00
SENIOR FINANCIAL ANALYST	NR-G	0.00	0.75	1.00	0.00	0.00
FISCAL SERVICES MANAGER - FINANCE	NR-E/E6	1.00	1.00	1.00	1.00	1.00
ACCOUNTANT	NE8	0.00	0.00	0.00	1.00	1.00
SENIOR ACCOUNTANT	990C	1.00	1.00	1.00	0.00	0.00
PAYROLL SPECIALIST	990C/NE5	3.00	3.00	3.00	3.00	3.00

DIVISION TOTAL		7.00	7.75	8.00	8.00	8.00
-----------------------	--	-------------	-------------	-------------	-------------	-------------

DFA/DPW

FISCAL SERVICES MANAGER	NR-F/E6	0.00	0.00	1.00	1.00	1.00
ACCOUNTING ASSOCIATE	NE4	0.00	0.00	0.00	1.00	1.00
SR ACCOUNTANT	990C	2.00	2.00	1.00	0.00	0.00
KCC - ADMINISTRATIVE SERVICES	990C	0.50	0.00	0.00	0.00	0.00
ADMINISTRATIVE ASSISTANT, SR	NE4	0.00	0.00	0.00	1.00	1.00
ADMIN SECRETARY	990C	0.00	1.00	1.00	0.00	0.00
PARKS - ACCOUNTING ASSOCIATE	NE4	0.00	0.00	0.00	0.50	0.50
PARKS - ACCOUNT CLERK	990C	0.50	0.50	0.50	0.00	0.00
GOLF - ACCOUNTING ASSOCIATE	NE4	0.00	0.00	0.00	0.50	0.50
GOLF - ACCOUNT CLERK	990C	0.50	0.50	0.50	0.00	0.00

DIVISION TOTAL		3.50	4.00	4.00	4.00	4.00
-----------------------	--	-------------	-------------	-------------	-------------	-------------

DFA/ DHS

CFO HUMAN SERVICES	NR-I/E12	1.00	1.00	1.00	1.00	1.00
SPECIAL PROJECT COORDINATOR	E12	0.00	0.00	0.00	0.00	1.00
BROOKSIDE - FISCAL SERVICES MANAGER	E6	0.00	0.00	0.00	1.00	1.00
BROOKSIDE - BUSINESS MANAGER	NR-E	1.00	1.00	1.00	0.00	0.00
BROOKSIDE - ACCOUNTING ASSOCIATE	NE4	0.00	0.00	0.00	1.00	1.00
BROOKSIDE - HEALTH BILLING SPEC.	1392/NE3	1.00	1.00	1.00	1.00	1.00
BROOKSIDE - RECEPTIONIST	1392	1.00	1.00	1.00	0.00	0.00
DADS - FISCAL SERVICES MANAGER	NR-E/E6	0.00	1.00	1.00	1.00	1.00
DADS - SENIOR ACCOUNTANT	990C	1.00	0.00	0.00	0.00	0.00
DADS - ACCOUNTING ASSOCIATE	NE4	0.00	0.00	0.00	1.00	1.00
DADS - ACCOUNT CLERK	990C	1.00	1.00	1.00	0.00	0.00
DHS - ACCOUNTING ASSOCIATE	NE4	0.00	0.00	0.00	3.00	3.00
DHS - ACCOUNT CLERK	990C	3.17	3.00	3.00	0.00	0.00

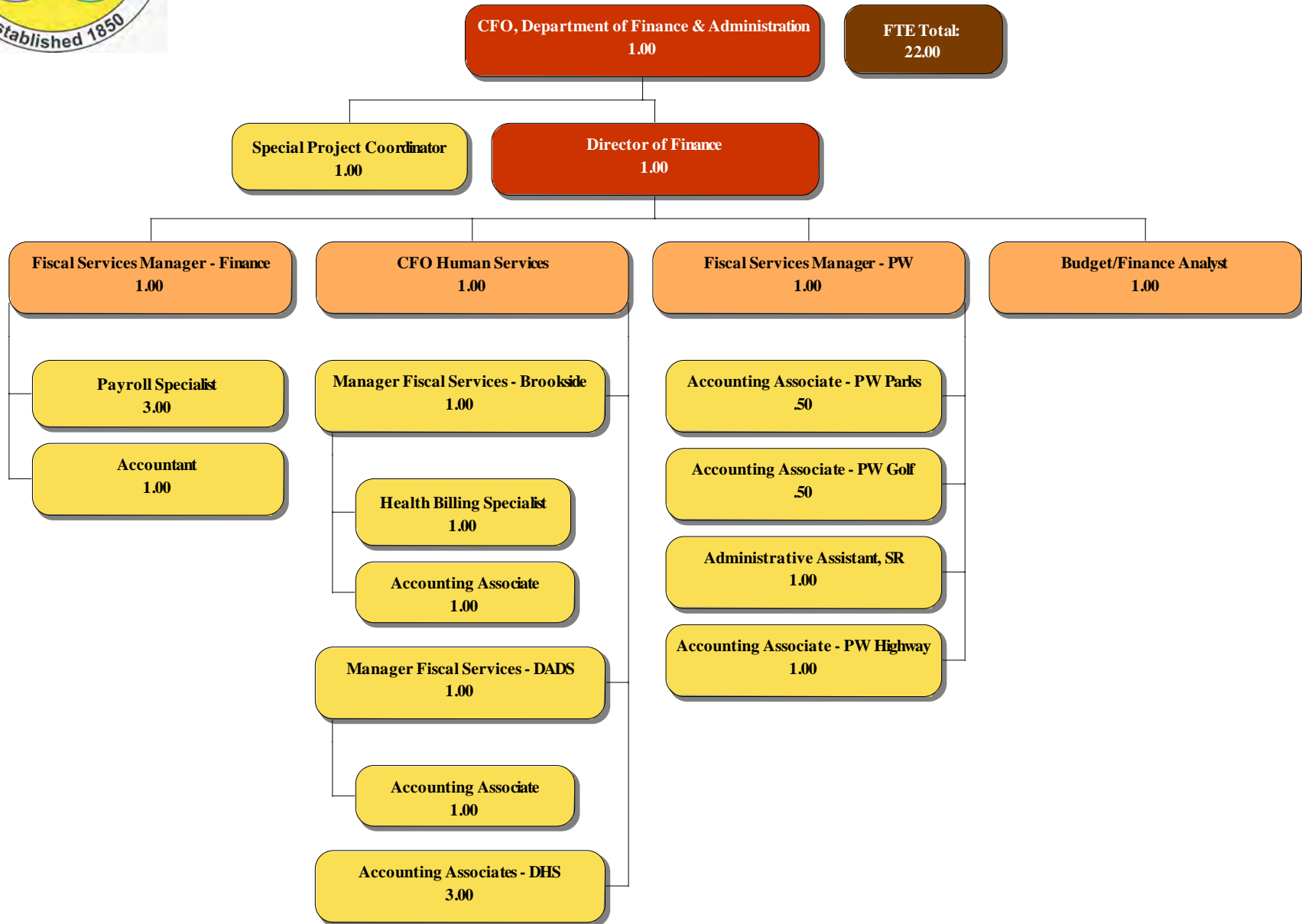
DIVISION TOTAL		9.17	9.00	9.00	9.00	10.00
-----------------------	--	-------------	-------------	-------------	-------------	--------------

DIVISION TOTAL		19.67	20.75	21.00	21.00	22.00
-----------------------	--	--------------	--------------	--------------	--------------	--------------



County of Kenosha

Department of Finance and Administration



DEPT/DIV: DEPARTMENT OF FINANCE AND ADMINISTRATION - FINANCE

	(1) 2015 Actual	(2) 2016 Adopted Budget	(3) 2016 Budget Adopted & Modified 6/30	(4) 2016 Actual as of 6/30	(5) 2016 Projected at 12/31	(6) 2017 Proposed Operating and Capital Budget
Personnel	865,188	895,941	895,941	423,902	846,615	898,384
Contractual	1,972,281	2,167,532	2,294,868	965,391	2,144,180	2,219,070
Supplies	10,756	17,075	17,075	10,861	15,800	15,800
Fixed Charges	5,604	5,314	5,314	4,814	4,814	5,043
Cost Allocation	(1,129,703)	(1,218,300)	(1,218,300)	(549,052)	(1,218,300)	(1,370,200)
Total Expenses for Business Unit	1,724,126	1,867,562	1,994,898	855,916	1,793,109	1,768,097
Total Revenue for Business Unit	0	(100,000)	(170,292)	0	(100,000)	0
Total Levy for Business Unit	1,724,126	1,767,562			1,693,109	1,768,097

DEPT/DIV: DEPARTMENT OF FINANCE AND ADMINISTRATION - FINANCE

BUSINESS UNIT: FINANCE

FUND: 100 BUSINESS UNIT #: 15100

		(1)	(2)	(3)	(4)	(5)	(6)
		2015	2016	2016 Budget	2016	2016	2017 Proposed
Account Description:	OBJ:	Actual	Adopted Budget	Adopted & Modified 6/30	Actual as of 6/30	Projected at 12/31	Operating and Capital Budget
SALARIES	511100	542,731	590,167	590,167	271,121	550,000	572,925
SALARIES-OVERTIME	511200	10,741	4,000	4,000	5,292	5,500	4,000
FICA	515100	40,513	45,453	45,453	20,633	43,000	44,135
RETIREMENT	515200	36,755	39,215	39,215	18,012	37,000	39,231
MEDICAL INSURANCE	515400	138,482	133,593	133,593	68,035	136,000	157,746
LIFE INSURANCE	515500	2,304	2,614	2,614	1,317	2,600	1,854
WORKERS COMP.	515600	1,665	1,306	1,306	1,306	1,500	1,406
Appropriations Unit: Personnel		773,191	816,348	816,348	385,716	775,600	821,297
ACCOUNTING & AUDITING	521300	72,324	78,741	78,741	54,324	80,000	80,500
OTHER PROFESSIONAL SVCS.	521900	569,703	622,519	749,855	230,263	600,000	517,572
Appropriations Unit: Contractual		642,027	701,260	828,596	284,587	680,000	598,072
OFFICE SUPPLIES	531200	1,863	3,000	3,000	1,003	2,000	2,000
SUBSCRIPTIONS	532200	1,600	3,075	3,075	1,600	1,800	1,800
MILEAGE & TRAVEL	533900	1,054	1,000	1,000	1,801	2,000	2,000
STAFF DEVELOPMENT	543340	6,239	10,000	10,000	6,457	10,000	10,000
Appropriations Unit: Supplies		10,756	17,075	17,075	10,861	15,800	15,800
PUBLIC LIABILITY INS.	551300	4,493	4,514	4,514	4,514	4,514	4,743
EMPLOYEE BONDING	552200	1,111	800	800	300	300	300
Appropriations Unit: Fixed Charges		5,604	5,314	5,314	4,814	4,814	5,043
Total Expense for Busines Unit		1,431,578	1,539,997	1,667,333	685,978	1,476,214	1,440,212

BUSINESS UNIT: PUBLIC WORKS/DFA

FUND: 100 BUSINESS UNIT #: 15200

		(1)	(2)	(3)	(4)	(5)	(6)
		2015	2016	2016 Budget	2016	2016	2017 Proposed
Account Description:	OBJ:	Actual	Adopted Budget	Adopted & Modified 6/30	Actual as of 6/30	Projected at 12/31	Operating and Capital Budget
SALARIES	511100	214,312	210,156	210,156	100,625	201,000	211,769
SALARIES-OVERTIME	511200	560	0	0	249	500	500

FICA	515100	15,747	16,076	16,076	7,443	15,000	16,201
RETIREMENT	515200	13,992	13,871	13,871	6,658	14,000	14,400
MEDICAL INSURANCE	515400	96,934	85,500	85,500	46,038	92,000	92,340
LIFE INSURANCE	515500	726	509	509	425	500	620
INTERDEPARTMENTAL CHARGES	519990	(250,273)	(246,519)	(246,519)	(123,252)	(246,504)	(253,715)
Appropriations Unit: Personnel		91,998	79,593	79,593	38,186	76,496	82,115
OTHER PROFESSIONAL SVCS.	521900	214,984	245,880	245,880	100,074	245,880	250,798
Appropriations Unit: Contractual		214,984	245,880	245,880	100,074	245,880	250,798
Total Expense for Busines Unit		306,982	325,473	325,473	138,260	322,376	332,913

BUSINESS UNIT:	HUMAN SERVICES/DFA
FUND: 100	BUSINESS UNIT #: 15250

Account Description:	OBJ:	(1) 2015 Actual	(2) 2016 Adopted Budget	(3) 2016 Budget Adopted & Modified 6/30	(4) 2016 Actual as of 6/30	(5) 2016 Projected at 12/31	(6) 2017 Proposed Operating and Capital Budget
SALARIES	511100	519,830	532,744	532,744	233,948	530,000	582,101
SALARIES-OVERTIME	511200	555	1,500	1,500	270	539	1,500
FICA	515100	38,914	40,868	40,868	17,490	35,000	44,645
RETIREMENT	515200	35,394	35,264	35,264	15,458	32,000	39,684
MEDICAL INSURANCE	515400	183,299	167,437	167,437	87,414	175,000	184,037
LIFE INSURANCE	515500	1,727	1,807	1,807	791	1,600	1,808
WORKERS COMP.	515600	5,735	0	0	0	0	203
INTERDEPARTMENTAL CHARGES	519990	(785,455)	(779,620)	(779,620)	(355,371)	(779,620)	(859,006)
Appropriations Unit: Personnel		(1)	0	0	0	(5,481)	(5,028)
OTHER PROFESSIONAL SVCS.	521900	1,129,703	1,218,300	1,218,300	580,730	1,218,300	1,370,200
Appropriations Unit: Contractual		1,129,703	1,218,300	1,218,300	580,730	1,218,300	1,370,200
INTERDEPARTMENTAL CHARGES	591000	(1,129,703)	(1,218,300)	(1,218,300)	(549,052)	(1,218,300)	(1,370,200)
Appropriations Unit: Cost Allocation		(1,129,703)	(1,218,300)	(1,218,300)	(549,052)	(1,218,300)	(1,370,200)
Total Expense for Busines Unit		(1)	0	0	31,678	(5,481)	(5,028)

BUSINESS UNIT:	FINANCE -STATE SPEC. CHG INST.					
FUND: 100	BUSINESS UNIT #: 58010					

		(1)	(2)	(3)	(4)	(5)	(6)
		2015	2016	2016 Budget	2016	2016	2017 Proposed
Account Description:	OBJ:	Actual	Adopted Budget	Adopted & Modified 6/30	Actual as of 6/30	Projected at 12/31	Operating and Capital Budget
LEGAL FEES	521200	(14,433)	2,092	2,092	0	0	0
Appropriations Unit:	Contractual	(14,433)	2,092	2,092	0	0	0
Total Expense for Business Unit		(14,433)	2,092	2,092	0	0	0

BUSINESS UNIT:	REVENUE: FINANCE					
FUND: 100	BUSINESS UNIT #: 15100					

		(1)	(2)	(3)	(4)	(5)	(6)
		2015	2016	2016 Budget	2016	2016	2017 Proposed
Account Description:	OBJ:	Actual	Adopted Budget	Adopted & Modified 6/30	Actual as of 6/30	Projected at 12/31	Operating and Capital Budget
CARRYOVER	449980	0	0	70,292	0	0	0
RESERVES	449990	0	100,000	100,000	0	100,000	0
Appropriations Unit:	Revenue	0	100,000	170,292	0	100,000	0
Total Funding for Business Unit		0	100,000	170,292	0	100,000	0

Total Expenses for Business Unit	1,724,126	1,867,562	1,994,898	855,916	1,793,109	1,768,097
Total Revenue for Business Unit	0	(100,000)	(170,292)	0	(100,000)	0
Total Levy for Business Unit	1,724,126	1,767,562			1,693,109	1,768,097

This page left blank intentionally

KENOSHA COUNTY DIVISION OF PURCHASING SERVICES

MISSION STATEMENT

The Purchasing Division is an administrative support service for the County of Kenosha with centralized responsibility for oversight of solicitation, vendor selection, negotiation, award, contract management, reporting and disposal of surplus property for the benefit of Kenosha County departments and divisions.

Obtaining the proper product at the right price, in the right quantity and quality, from the right source, on time, and in compliance with all legal requirements, administrative policies, and ethical practices is our daily challenge.

The Purchasing Division is committed to providing professional and efficient procurement services for all Kenosha County departments and divisions by maintaining procedures which:

- Foster fair and open competition among potential suppliers and contractors;
- Promote broad participation and competition among potential suppliers and contractors;
- Ensure that all vendors and contractors are qualified with the appropriate legal authority to do business in Wisconsin, with a satisfactory record of integrity, and the appropriate financial, organizational and operational capacity and controls to perform on County contracts;
- Provide procurement ordinance guidance and training to our client agencies;
- are in strict compliance with all Federal, State and local laws that govern expenditure of public funds;
- Inspire public confidence that all contracts are awarded equitably and economically;
- Keep staff current on developments in the field of purchasing, market conditions, and changing procurement regulations;
- Provide the greatest possible value and quality in the products and services we purchase, at the lowest possible price, with timely delivery and in compliance with all specifications and terms.

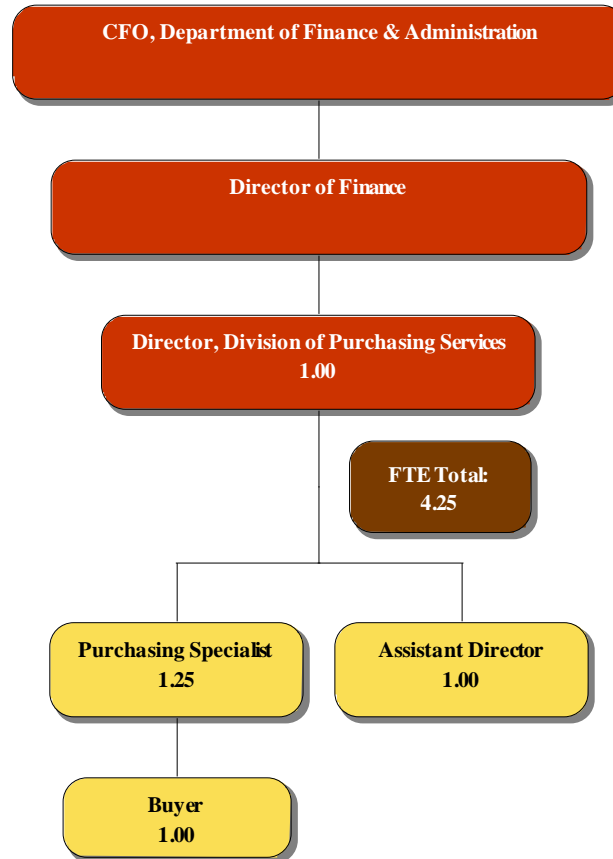
PURCHASING SERVICES

DIVISION	POSITION TITLE	CLASS TYPE	2013	2014	2015	2016	2017
	PURCHASING DIRECTOR	NR-H/E11	1.00	1.00	1.00	1.00	1.00
	ASSISTANT PURCHASING DIRECTOR	E9	0.00	0.00	0.00	0.00	1.00
	PURCHASING SPECIALIST	NR-B/E3	1.00	1.00	1.00	1.25	1.25
	BUYER	990C/NE4	1.00	1.00	1.00	1.00	1.00
	DIVISION TOTAL		3.00	3.00	3.00	3.25	4.25



County of Kenosha

Division of Purchasing Services



DEPT/DIV: DEPARTMENT OF FINANCE AND ADMINISTRATION - PURCHASING SERVICES

	(1) 2015 Actual	(2) 2016 Adopted Budget	(3) 2016 Budget Adopted & Modified 6/30	(4) 2016 Actual as of 6/30	(5) 2016 Projected at 12/31	(6) 2017 Proposed Operating and Capital Budget
Personnel	276,888	289,136	289,136	134,163	289,136	402,992
Contractual	0	10,000	10,000	5,250	9,500	10,000
Supplies	6,539	9,125	9,125	2,823	9,125	9,725
Fixed Charges	3,411	3,427	3,427	3,427	3,427	3,601
Total Expenses for Business Unit	286,838	311,688	311,688	145,663	311,188	426,318
Total Revenue for Business Unit	(57,716)	(38,000)	(38,000)	(31,858)	(54,524)	(54,524)
Total Levy for Business Unit	229,122	273,688			256,664	371,794

DEPT/DIV: DEPARTMENT OF FINANCE AND ADMINISTRATION - PURCHASING SERVICES

BUSINESS UNIT: PURCHASING SERVICES

FUND: 100 BUSINESS UNIT #: 15500

		(1)	(2)	(3)	(4)	(5)	(6)
		2015	2016	2016 Budget	2016	2016	2017 Proposed
Account Description:	OBJ:	Actual	Adopted Budget	Adopted & Modified 6/30	Actual as of 6/30	Projected at 12/31	Operating and Capital Budget
SALARIES	511100	189,739	206,664	206,664	92,434	206,664	282,363
FICA	515100	14,113	15,810	15,810	6,886	15,810	21,250
RETIREMENT	515200	12,883	13,640	13,640	6,101	13,640	18,888
MEDICAL INSURANCE	515400	58,562	51,656	51,656	27,815	51,656	78,873
LIFE INSURANCE	515500	1,054	1,046	1,046	607	1,046	1,273
WORKERS COMP.	515600	537	320	320	320	320	345
Appropriations Unit: Personnel		276,888	289,136	289,136	134,163	289,136	402,992
OTHER PROFESSIONAL SVCS.	521900	0	10,000	10,000	5,250	9,500	10,000
Appropriations Unit: Contractual		0	10,000	10,000	5,250	9,500	10,000
FURN/FIXT >300<5000	530010	400	400	400	0	400	400
OFFICE SUPPLIES	531200	1,427	1,200	1,200	399	1,200	1,300
PRINTING/DUPLICATION	531300	129	225	225	191	225	225
SUBSCRIPTIONS	532200	99	150	150	38	150	150
BOOKS & MANUALS	532300	100	150	150	0	150	150
ADVERTISING	532600	599	1,000	1,000	305	1,000	1,000
STAFF DEVELOPMENT	543340	3,785	6,000	6,000	1,890	6,000	6,500
Appropriations Unit: Supplies		6,539	9,125	9,125	2,823	9,125	9,725
PUBLIC LIABILITY INS.	551300	3,411	3,427	3,427	3,427	3,427	3,601
Appropriations Unit: Fixed Charges		3,411	3,427	3,427	3,427	3,427	3,601
Total Expense for Business Unit		286,838	311,688	311,688	145,663	311,188	426,318

BUSINESS UNIT: REVENUE: PURCHASING SERVICES

FUND: 100 BUSINESS UNIT #: 15500

		(1)	(2)	(3)	(4)	(5)	(6)
		2015	2016	2016 Budget	2016	2016	2017 Proposed
Account Description:	OBJ:	Actual	Adopted Budget	Adopted & Modified 6/30	Actual as of 6/30	Projected at 12/31	Operating and Capital Budget
PURCHASING CARD REBATE	446630	57,716	38,000	38,000	31,858	54,524	54,524

Appropriations Unit:	Revenue	57,716	38,000	38,000	31,858	54,524	54,524
Total Funding for Business Unit		57,716	38,000	38,000	31,858	54,524	54,524

Total Expenses for Business Unit	286,838	311,688	311,688	145,663	311,188	426,318
Total Revenue for Business Unit	(57,716)	(38,000)	(38,000)	(31,858)	(54,524)	(54,524)
Total Levy for Business Unit	229,122	273,688			256,664	371,794

KENOSHA COUNTY CLERK

MISSION STATEMENT

The office of Kenosha County Clerk will continue to maintain a level of excellence in being the official record keeper for many basic county activities and meetings including; the Administration of Elections and the County Board of Supervisors.

The Clerk's office is also the local outlet for several state functions such as fish and gaming licenses; marriage licenses, domestic partnership certificates. At the Federal level the County Clerk's office is an Acceptance Agency for Passport applications.

GOALS AND OBJECTIVES

- Continue to provide excellent service to the public.
- Continue to have auctions of tax deeded properties and return them to the tax rolls.
- Continue to conduct all federal, state, and countywide elections in an efficient manner.
- Update election systems.

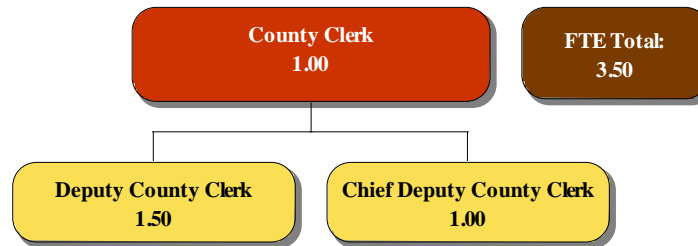
COUNTY CLERK

DIVISION	POSITION TITLE	CLASS TYPE	2013	2014	2015	2016	2017
	COUNTY CLERK	ELECTED	1.00	1.00	1.00	1.00	1.00
	CHIEF DEPUTY COUNTY CLERK	NE7	0.00	0.00	0.00	1.00	1.00
	DEPUTY COUNTY CLERK	990C/NE6	1.00	1.00	1.00	1.50	1.50
	SENIOR OFFICE ASSOCIATE	990C	1.00	1.00	1.00	0.00	0.00
	OFFICE CLERICAL SUPPORT	990C	0.00	0.00	0.50	0.00	0.00
	DEPARTMENT TOTALS		3.00	3.00	3.50	3.50	3.50



County of Kenosha

County Clerk



DEPT/DIV: COUNTY CLERK'S OFFICE

	(1) 2015 <u>Actual</u>	(2) 2016 Adopted <u>Budget</u>	(3) 2016 Budget Adopted & <u>Modified 6/30</u>	(4) 2016 Actual <u>as of 6/30</u>	(5) 2016 Projected <u>at 12/31</u>	(6) 2017 Proposed Operating and <u>Capital Budget</u>
Personnel	295,922	294,984	294,984	147,032	294,984	303,744
Supplies	23,250	91,382	91,382	35,790	86,000	59,200
Fixed Charges	2,337	3,545	3,545	2,582	2,545	2,383
Total Expenses for Business Unit	321,509	389,911	389,911	185,404	383,529	365,327
Total Revenue for Business Unit	(84,000)	(77,300)	(77,300)	(48,351)	(78,100)	(88,800)
Total Levy for Business Unit	237,509	312,611			305,429	276,527

DEPT/DIV: COUNTY CLERK'S OFFICE

BUSINESS UNIT: COUNTY CLERK

FUND: 100 BUSINESS UNIT #: 14100

		(1)	(2)	(3)	(4)	(5)	(6)
		2015	2016	2016 Budget	2016	2016	2017 Proposed
Account Description:	OBJ:	Actual	Adopted Budget	Adopted & Modified 6/30	Actual as of 6/30	Projected at 12/31	Operating and Capital Budget
SALARIES	511100	202,361	207,273	207,273	101,113	207,273	211,749
SALARIES-OVERTIME	511200	3,013	3,000	3,000	1,899	3,000	3,000
PER DIEM	514300	300	1,200	1,200	700	1,200	1,200
FICA	515100	15,637	15,957	15,957	7,843	15,957	16,298
RETIREMENT	515200	14,698	14,632	14,632	6,799	14,632	14,399
MEDICAL INSURANCE	515400	58,562	51,656	51,656	27,815	51,656	55,788
LIFE INSURANCE	515500	868	947	947	544	947	966
WORKERS COMP.	515600	483	319	319	319	319	344
Appropriations Unit: Personnel		295,922	294,984	294,984	147,032	294,984	303,744
MACHY/EQUIP >300<5000	530050	0	0	0	(170)	0	0
OFFICE SUPPLIES	531200	1,248	507	507	214	1,200	1,200
PRINTING/DUPLICATION	531300	519	2,000	2,000	273	2,000	2,000
ELECTION SUPPLIES	531500	7,585	50,000	50,000	18,857	50,000	20,000
PUBLICATIONS/NOTICES	532100	11,317	26,000	26,000	15,924	26,000	26,000
OTHER PUBLICATIONS	532900	0	9,000	9,000	103	5,000	6,000
MILEAGE & TRAVEL	533900	292	1,000	1,000	101	600	1,000
STAFF DEVELOPMENT	543340	2,289	2,875	2,875	488	1,200	3,000
Appropriations Unit: Supplies		23,250	91,382	91,382	35,790	86,000	59,200
PUBLIC LIABILITY INS.	551300	1,973	1,982	1,982	1,982	1,982	2,083
PUBLIC OFFICIAL BOND	552250	227	252	252	0	252	0
SECURITIES BONDING	552300	205	311	311	300	311	300
TAX DEED EXPENSE	559300	(68)	1,000	1,000	300	0	0
Appropriations Unit: Fixed Charges		2,337	3,545	3,545	2,582	2,545	2,383
Total Expense for Busines Unit		321,509	389,911	389,911	185,404	383,529	365,327

BUSINESS UNIT:	REVENUE: COUNTY CLERK
FUND: 100	BUSINESS UNIT #: 14100

Account Description:	OBJ:	(1) 2015 Actual	(2) 2016 Adopted Budget	(3) 2016 Budget Adopted & Modified 6/30	(4) 2016 Actual as of 6/30	(5) 2016 Projected at 12/31	(6) 2017 Proposed Operating and Capital Budget
DANCE HALL/CABARET LICENSES	444010	4,450	4,500	4,500	1,125	3,500	4,000
MARRIAGE LICENSE DISPENSATION FEE	444030	1,020	1,200	1,200	325	1,000	1,200
CONSERVATION FEES	444100	104	100	100	0	0	0
MARRIAGE LICENSE	444200	27,930	28,000	28,000	12,390	28,000	28,000
DOMESTIC PARTNERSHIP CERT./TERMIN/	444230	110	0	0	0	0	0
CO CLERK FEES	445500	596	500	500	329	600	600
PASSPORTS	445505	49,790	43,000	43,000	34,182	45,000	55,000
Appropriations Unit: Revenue		84,000	77,300	77,300	48,351	78,100	88,800
Total Funding for Business Unit		84,000	77,300	77,300	48,351	78,100	88,800

Total Expenses for Business Unit	321,509	389,911	389,911	185,404	383,529	365,327
Total Revenue for Business Unit	(84,000)	(77,300)	(77,300)	(48,351)	(78,100)	(88,800)
Total Levy for Business Unit	237,509	312,611			305,429	276,527

TREASURER'S OFFICE ACTIVITIES

The County Treasurer is responsible for receipting and disbursing all county funds and recording all transactions in a timely manner. The treasurer provides banking services and maintains banking accounts while accepting funds from all departments within the county and from the public. All funds are accounted for on a daily basis and a monthly proof of cash is done to confirm the accuracy of consolidated accounting procedures.

The Treasurer administers all property tax laws, collects property taxes and completes the annual tax settlement with each of the county's municipalities and with the State of Wisconsin Department of Revenue. State Statutes assign the Treasurer the responsibility of administering many statewide programs such as The Lottery and Gaming Credit, Unclaimed Funds, and the Tax Deed or In Rem processes used to take ownership of severely tax delinquent properties on behalf of the county.

Investing all available county funds is another responsibility of the Treasurer. This involves, selecting investments that maintain the security of county funds while achieving maximum returns within guidelines set by the County Board, State Statutes, and the County's investment policy.

GOALS AND OBJECTIVES

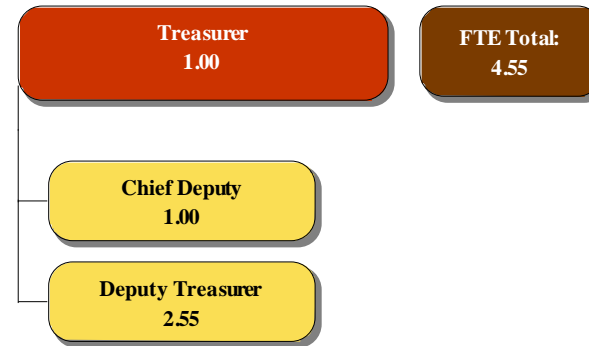
- Continue the process to improve and refine the office's computer functions.
- Constantly study and monitor county investments and banking functions to achieve maximum efficiency and return.
- Look at ways to provide an even higher level of customer service to the citizens of Kenosha County.
- Make preservation of principal the top priority when selecting investments for county funds.
- Work with state Legislators on tax related issues to assure resolutions in the best interest of Kenosha County.
- Work with the Wisconsin Department of Revenue to assure implementation of the most effective and efficient methods of administering state prescribed programs.
- Improve office functions to provide excellence in customer service to both internal and external customers.

TREASURER

DIVISION	POSITION TITLE	CLASS TYPE	2013	2014	2015	2016	2017
	COUNTY TREASURER	ELECTED	1.00	1.00	1.00	1.00	1.00
	CHIEF DEPUTY TREASURER	NE8	0.00	0.00	0.00	1.00	1.00
	DEPUTY TREASURER	990C/NE7	1.00	1.00	1.00	2.55	2.55
	ACCOUNTING SPECIALIST	990C	1.00	1.00	1.00	0.00	0.00
	ACCOUNT CLERK	990C	1.55	1.55	1.55	0.00	0.00
	DEPARTMENT TOTALS		4.55	4.55	4.55	4.55	4.55



County of Kenosha Treasurer



DEPT/DIV: TREASURER'S OFFICE

	(1) 2015 Actual	(2) 2016 Adopted Budget	(3) 2016 Budget Adopted & Modified 6/30	(4) 2016 Actual as of 6/30	(5) 2016 Projected at 12/31	(6) 2017 Proposed Operating and Capital Budget
Personnel	366,385	392,962	392,962	174,073	392,962	382,629
Contractual	3,600	3,600	3,600	0	3,600	3,600
Supplies	7,095	11,150	11,150	764	11,150	12,100
Fixed Charges	20,517	36,846	36,846	11,467	22,991	22,098
Total Expenses for Business Unit	397,597	444,558	444,558	186,304	430,703	420,427
Total Revenue for Business Unit	(1,990,990)	(2,105,000)	(2,105,000)	(831,113)	(1,911,000)	(1,906,000)
Total Levy for Business Unit	(1,593,393)	(1,660,442)			(1,480,297)	(1,485,573)

DEPT/DIV: TREASURER'S OFFICE

BUSINESS UNIT: TREASURER

FUND: 100 BUSINESS UNIT #: 15600

		(1)	(2)	(3)	(4)	(5)	(6)
		2015	2016	2016 Budget	2016	2016	2017 Proposed
Account Description:	OBJ:	Actual	Adopted Budget	Adopted & Modified 6/30	Actual as of 6/30	Projected at 12/31	Operating and Capital Budget
SALARIES	511100	247,131	258,465	258,465	122,360	258,465	264,332
SALARIES-OVERTIME	511200	5,361	3,000	3,000	945	3,000	3,000
SALARIES-TEMPORARY	511500	5,619	10,000	10,000	0	10,000	10,000
FICA	515100	19,239	20,003	20,003	9,180	20,003	20,451
RETIREMENT	515200	18,194	18,209	18,209	8,133	18,209	18,178
MEDICAL INSURANCE	515400	69,495	81,937	81,937	32,610	81,937	65,406
LIFE INSURANCE	515500	657	901	901	398	901	781
WORKERS COMP.	515600	689	447	447	447	447	481
Appropriations Unit: Personnel		366,385	392,962	392,962	174,073	392,962	382,629
MISC. CONTRACTUAL SERV.	529900	3,600	3,600	3,600	0	3,600	3,600
Appropriations Unit: Contractual		3,600	3,600	3,600	0	3,600	3,600
FURN/FIXT >300<5000	530010	150	600	600	0	600	600
OFFICE SUPPLIES	531200	1,605	1,700	1,700	(244)	1,700	1,700
PRINTING/DUPLICATION	531300	3,246	6,000	6,000	0	6,000	6,000
BOOKS & MANUALS	532300	0	300	300	0	300	300
MILEAGE & TRAVEL	533900	718	1,000	1,000	162	1,000	1,500
STAFF DEVELOPMENT	543340	1,376	1,550	1,550	846	1,550	2,000
Appropriations Unit: Supplies		7,095	11,150	11,150	764	11,150	12,100
PUBLIC LIABILITY INS.	551300	1,613	1,621	1,621	1,621	1,621	1,703
PUBLIC OFFICIAL BOND	552250	931	975	975	0	975	0
SECURITIES BONDING	552300	10,737	16,250	16,250	2,395	2,395	2,395
TAXES	559100	2,317	10,000	10,000	2,155	10,000	10,000
TAX DEED EXPENSE	559300	4,919	8,000	8,000	5,296	8,000	8,000
Appropriations Unit: Fixed Charges		20,517	36,846	36,846	11,467	22,991	22,098
Total Expense for Busines Unit		397,597	444,558	444,558	186,304	430,703	420,427

BUSINESS UNIT:	REVENUE: TREASURER
FUND: 100	BUSINESS UNIT #: 15600

Account Description:	OBJ:	(1) 2015 Actual	(2) 2016 Adopted Budget	(3) 2016 Budget Adopted & Modified 6/30	(4) 2016 Actual as of 6/30	(5) 2016 Projected at 12/31	(6) 2017 Proposed Operating and Capital Budget
FOREST CROP	441140	1,716	1,700	1,700	232	1,700	1,700
PENALTY ON DELQ. TAXES	441980	680,721	700,000	700,000	271,128	600,000	600,000
INTEREST ON TAXES	441990	1,215,833	1,300,000	1,300,000	486,496	1,200,000	1,200,000
CTY TREASURER FEES	445520	200	300	300	157	300	300
USE-VALUE PENALTY	445680	44,555	3,000	3,000	2,941	9,000	4,000
INTEREST GENERAL FUND INVESTMENTS	448110	47,965	100,000	100,000	70,159	100,000	100,000
Appropriations Unit: Revenue		1,990,990	2,105,000	2,105,000	831,113	1,911,000	1,906,000
Total Funding for Business Unit		1,990,990	2,105,000	2,105,000	831,113	1,911,000	1,906,000

Total Expenses for Business Unit	397,597	444,558	444,558	186,304	430,703	420,427
Total Revenue for Business Unit	(1,990,990)	(2,105,000)	(2,105,000)	(831,113)	(1,911,000)	(1,906,000)
Total Levy for Business Unit	(1,593,393)	(1,660,442)			(1,480,297)	(1,485,573)

REGISTER OF DEEDS OFFICE

MISSION STATEMENT

The mission of the Register of Deeds office is to maintain a perpetual, comprehensive set of public records consisting of all documents appropriately presented for recording or filing, in accordance with the law. And to provide timely, secure, accurate, accessible and cost-effective record systems and services which are delivered in a prompt and courteous manner.

The Register of Deeds provides online access to all digitized public records on a monthly or per use fee basis. This is a convenience for the public and the professional real estate community which enjoys the ability to access our records on a 24/7 basis.

PROGRAM DESCRIPTION

- **The Register of Deeds fulfills its mission by performing necessary duties as required by law:**
 - Record and file all documents authorized by law to be recorded in the office of the Register of Deeds. This includes but is not limited to: all documents that affect ownership of real estate, articles of incorporation, change of names, power of attorney, federal tax liens, plats, certified survey maps and other miscellaneous instruments.
 - Carefully index and image for safe storage, recorded documents received both manually and electronically, and provide public access to said indexes and images.
 - Register and index all Marriages, Deaths and Domestic Partnerships occurring in the county. Issue certified copies of all vital records including Birth Certificates to persons entitled to receive the same.

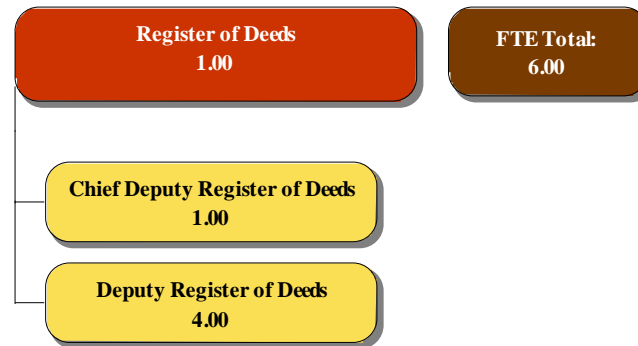
REGISTER OF DEEDS

DIVISION	POSITION TITLE	CLASS TYPE	2013	2014	2015	2016	2017
	REGISTER OF DEEDS	ELECTED	1.00	1.00	1.00	1.00	1.00
	CHIEF DEPUTY REGISTER OF DEEDS	NE7	0.00	0.00	0.00	1.00	1.00
	DEPUTY REGISTER OF DEEDS	990C/NE6	1.00	1.00	1.00	4.00	4.00
	SENIOR OFFICE ASSOCIATE	990C	1.00	1.00	1.00	0.00	0.00
	OFFICE ASSOCIATE	990C	3.00	3.00	3.00	0.00	0.00
	DEPARTMENT TOTALS		6.00	6.00	6.00	6.00	6.00



County of Kenosha

Register of Deeds



DEPT/DIV: REGISTER OF DEEDS OFFICE

	(1)	(2)	(3)	(4)	(5)	(6)
	2015	2016	2016 Budget	2016	2016	2017 Proposed
	Actual	Adopted	Adopted &	Actual	Projected	Operating and
		Budget	Modified 6/30	as of 6/30	at 12/31	Capital Budget
Personnel	429,478	437,752	437,752	212,013	418,822	452,265
Contractual	87,970	5,000	137,302	0	5,000	5,000
Supplies	8,428	12,400	12,400	2,065	10,000	10,200
Fixed Charges	1,507	1,619	1,619	1,558	1,608	1,622
Total Expenses for Business Unit	527,383	456,771	589,073	215,636	435,430	469,087
Total Revenue for Business Unit	(1,097,111)	(1,070,000)	(1,202,302)	(526,856)	(1,055,341)	(1,070,000)
Total Levy for Business Unit	(569,728)	(613,229)			(619,911)	(600,913)

DEPT/DIV: REGISTER OF DEEDS OFFICE
BUSINESS UNIT: REGISTER OF DEEDS
FUND: 100 BUSINESS UNIT #: 17100

		(1)	(2)	(3)	(4)	(5)	(6)
		2015	2016	2016 Budget	2016	2016	2017 Proposed
Account Description:	OBJ:	Actual	Adopted Budget	Adopted & Modified 6/30	Actual as of 6/30	Projected at 12/31	Operating and Capital Budget
SALARIES	511100	300,790	315,672	315,672	150,048	300,096	323,404
SALARIES-OVERTIME	511200	393	1,000	1,000	0	0	1,000
FICA	515100	22,416	24,148	24,148	11,234	18,209	24,740
RETIREMENT	515200	21,122	21,786	21,786	9,904	19,808	21,991
MEDICAL INSURANCE	515400	82,795	73,031	73,031	39,324	78,648	78,873
LIFE INSURANCE	515500	960	1,169	1,169	557	1,115	1,238
WORKERS COMP.	515600	1,002	946	946	946	946	1,019
Appropriations Unit: Personnel		429,478	437,752	437,752	212,013	418,822	452,265
OFFICE SUPPLIES	531200	2,698	3,900	3,900	483	3,000	3,000
PRINTING/DUPLICATION	531300	3,117	5,000	5,000	323	3,500	3,500
MILEAGE & TRAVEL	533900	1,600	2,000	2,000	904	2,000	2,200
STAFF DEVELOPMENT	543340	1,013	1,500	1,500	355	1,500	1,500
Appropriations Unit: Supplies		8,428	12,400	12,400	2,065	10,000	10,200
PUBLIC LIABILITY INS.	551300	1,252	1,258	1,258	1,258	1,258	1,322
PUBLIC OFFICIAL BOND	552250	50	50	50	0	50	0
SECURITIES BONDING	552300	205	311	311	300	300	300
Appropriations Unit: Fixed Charges		1,507	1,619	1,619	1,558	1,608	1,622
Total Expense for Busines Unit		439,413	451,771	451,771	215,636	430,430	464,087

BUSINESS UNIT: REGISTER OF DEEDS - RECORDS
FUND: 100 BUSINESS UNIT #: 17110

		(1)	(2)	(3)	(4)	(5)	(6)
		2015	2016	2016 Budget	2016	2016	2017 Proposed
Account Description:	OBJ:	Actual	Adopted Budget	Adopted & Modified 6/30	Actual as of 6/30	Projected at 12/31	Operating and Capital Budget
RECORDS PRESERVATION/MGMT	525570	0	5,000	50,519	0	5,000	5,000
Appropriations Unit: Contractual		0	5,000	50,519	0	5,000	5,000
Total Expense for Busines Unit		0	5,000	50,519	0	5,000	5,000

BUSINESS UNIT:	REGISTER OF DEEDS/REDACTION					
FUND: 100	BUSINESS UNIT #: 17120					

		(1)	(2)	(3)	(4)	(5)	(6)
		2015	2016	2016 Budget	2016	2016	2017 Proposed
Account Description:	OBJ:	Actual	Adopted Budget	Adopted & Modified 6/30	Actual as of 6/30	Projected at 12/31	Operating and Capital Budget
OTHER PROFESSIONAL SVCS.	521900	87,970	0	86,783	0	0	0
Appropriations Unit:	Contractual	87,970	0	86,783	0	0	0
Total Expense for Business Unit		87,970	0	86,783	0	0	0

BUSINESS UNIT:	REVENUE: REGISTER OF DEEDS					
FUND: 100	BUSINESS UNIT #: 17100					

		(1)	(2)	(3)	(4)	(5)	(6)
		2015	2016	2016 Budget	2016	2016	2017 Proposed
Account Description:	OBJ:	Actual	Adopted Budget	Adopted & Modified 6/30	Actual as of 6/30	Projected at 12/31	Operating and Capital Budget
FEES/TRANSFER TAX	441910	460,194	415,000	415,000	207,671	415,341	415,000
REG DEEDS FS	445540	633,217	650,000	650,000	317,495	635,000	650,000
Appropriations Unit:	Revenue	1,093,411	1,065,000	1,065,000	525,166	1,050,341	1,065,000
Total Funding for Business Unit		1,093,411	1,065,000	1,065,000	525,166	1,050,341	1,065,000

BUSINESS UNIT:	REVENUE: REG OF DEEDS/RECORDS					
FUND: 100	BUSINESS UNIT #: 17110					

		(1)	(2)	(3)	(4)	(5)	(6)
		2015	2016	2016 Budget	2016	2016	2017 Proposed
Account Description:	OBJ:	Actual	Adopted Budget	Adopted & Modified 6/30	Actual as of 6/30	Projected at 12/31	Operating and Capital Budget
SEARCH FEE	445490	3,700	5,000	5,000	1,690	5,000	5,000
CARRYOVER	449980	0	0	45,519	0	0	0
Appropriations Unit:	Revenue	3,700	5,000	50,519	1,690	5,000	5,000
Total Funding for Business Unit		3,700	5,000	50,519	1,690	5,000	5,000

BUSINESS UNIT:	REVENUE: REG OF DEEDS/REDACTION
FUND: 100	BUSINESS UNIT #: 17120

Account Description:	OBJ:	(1) 2015 Actual	(2) 2016 Adopted Budget	(3) 2016 Budget Adopted & Modified 6/30	(4) 2016 Actual as of 6/30	(5) 2016 Projected at 12/31	(6) 2017 Proposed Operating and Capital Budget
CARRYOVER	449980	0	0	86,783	0	0	0
Appropriations Unit: Revenue		0	0	86,783	0	0	0
Total Funding for Business Unit		0	0	86,783	0	0	0

Total Expenses for Business Unit	527,383	456,771	589,073	215,636	435,430	469,087
Total Revenue for Business Unit	(1,097,111)	(1,070,000)	(1,202,302)	(526,856)	(1,055,341)	(1,070,000)
Total Levy for Business Unit	(569,728)	(613,229)			(619,911)	(600,913)

This page left blank intentionally

KCC ELECTED OFFICIALS SATELLITE OFFICE

ACTIVITIES

GOALS AND OBJECTIVE

The Kenosha County elected officials have recognized a need for their various services by residents living in western Kenosha County. We, as elected officials, have worked collectively in the formation of a satellite office conveniently located at the intersection of highways 45 & 50, while retaining the main departments at the county seat as required by law. The growth of utilization of the services available in this office since 2001 is proof positive of the need to maintain convenient, quality service to the residents living in these western Kenosha county communities.

Additionally, the elected officials also share staff assigned to this budget. The sharing of staff allows elected officials to cover shortfalls in their staff levels throughout the year, particularly during high demand periods.

Another addition to this budget includes the additional expense of having an employee from the Finance Department sharing office space, equipment and supplies. The increase in expense is outlined in the budget modification section of the budget.

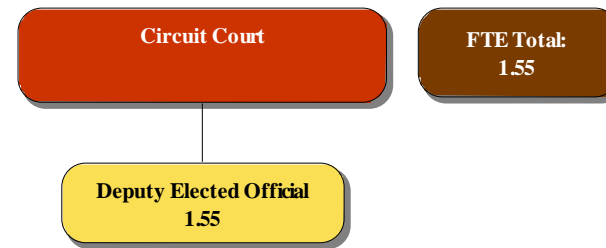
- To provide continuous efficient and quality service to our public.
- To continually look for ways to expand services provided through technology.
- To implement statutory changes for each of the elected offices and to update programs and procedures as necessary.

ELECTED SERVICES

DIVISION	POSITION TITLE	CLASS TYPE	2013	2014	2015	2016	2017
	DEPUTY ELECTED OFFICIALS	NE6	1.00	1.00	1.00	1.55	1.55
	ELECTED OFFICIAL CLERK	990C	0.55	0.55	0.55	0.00	0.00
DIVISION TOTAL			1.55	1.55	1.55	1.55	1.55



County of Kenosha Elected Services



DEPT/DIV: ELECTED SERVICES

	(1) 2015 <u>Actual</u>	(2) 2016 Adopted <u>Budget</u>	(3) 2016 Budget Adopted & <u>Modified 6/30</u>	(4) 2016 Actual <u>as of 6/30</u>	(5) 2016 Projected <u>at 12/31</u>	(6) 2017 Proposed Operating and <u>Capital Budget</u>
Personnel	132,071	110,953	110,953	68,527	124,366	137,295
Supplies	766	900	900	137	843	900
Fixed Charges	5,084	7,697	7,697	2,395	7,697	2,395
Total Expenses for Business Unit	137,921	119,550	119,550	71,059	132,906	140,590
Total Levy for Business Unit	137,921	119,550			132,906	140,590

DEPT/DIV: ELECTED SERVICES

BUSINESS UNIT: ELECTED SERVICES
FUND: 100 BUSINESS UNIT #: 15700

		(1)	(2)	(3)	(4)	(5)	(6)
		2015	2016	2016 Budget	2016	2016	2017 Proposed
Account Description:	OBJ:	Actual	Adopted Budget	Adopted & Modified 6/30	Actual as of 6/30	Projected at 12/31	Operating and Capital Budget
SALARIES	511100	82,051	77,665	77,665	38,953	69,395	78,869
SALARIES-OVERTIME	511200	395	500	500	38	495	500
FICA	515100	5,576	5,981	5,981	2,886	5,597	6,073
RETIREMENT	515200	5,513	5,161	5,161	2,597	5,036	5,399
MEDICAL INSURANCE	515400	38,215	21,375	21,375	23,841	43,572	46,170
LIFE INSURANCE	515500	129	131	131	72	131	133
WORKERS COMP.	515600	192	140	140	140	140	151
Appropriations Unit: Personnel		132,071	110,953	110,953	68,527	124,366	137,295
OFFICE SUPPLIES	531200	766	800	800	130	788	800
MILEAGE & TRAVEL	533900	0	100	100	7	55	100
Appropriations Unit: Supplies		766	900	900	137	843	900
SECURITIES BONDING	552300	5,084	7,697	7,697	2,395	7,697	2,395
Appropriations Unit: Fixed Charges		5,084	7,697	7,697	2,395	7,697	2,395
Total Expense for Business Unit		137,921	119,550	119,550	71,059	132,906	140,590

Total Expenses for Business Unit	137,921	119,550	119,550	71,059	132,906	140,590
Total Levy for Business Unit	137,921	119,550			132,906	140,590

This page left blank intentionally



COUNTY BOARD OF SUPERVISORS

MISSION STATEMENT

The County Board of Supervisors is the Legislative Branch of the County Government and operates under the powers granted by the State Legislature. Those powers are listed in chapter 59 of the State Statutes and include authority to establish the annual county budget and set the property tax rate for county purposes. The County Board creates county policy, approves expenditures and generally serves as the governing body of the County.

The Kenosha County Board of Supervisors Consists of 23 members and is a nonpartisan elected office. The County Board acts by resolutions or ordinances submitted by standing committees and occasionally by an individual supervisor. Those resolutions and ordinances are adopted by the standing committees at a regular or special committee meeting and then forwarded to the full County Board for consideration.

Matters brought directly to the Board are referred to the appropriate standing committee for review prior to Board action. The Board may form special committees from time to time for the purpose of reviewing specific matters.

The County Board meets on the first and third Tuesday of each month at 7:30PM in the County Board Chambers located on the 3rd floor of the Kenosha County Administration Building.

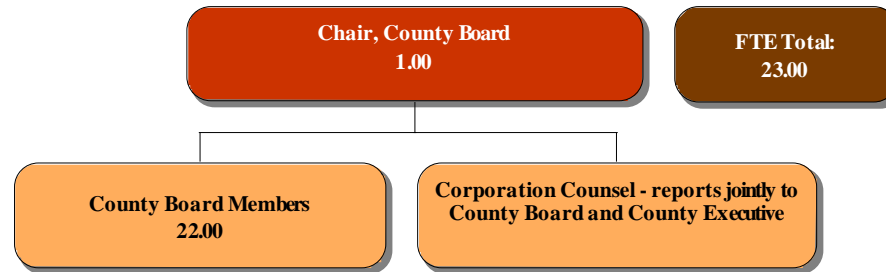
COUNTY BOARD

DIVISION	POSITION TITLE	CLASS TYPE	2013	2014	2015	2016	2017
SUPERVISORS		ELECTED	23.00	23.00	23.00	23.00	23.00
DEPARTMENT TOTAL			23.00	23.00	23.00	23.00	23.00



County of Kenosha

County Board



DEPT/DIV: COUNTY BOARD

	(1) 2015 <u>Actual</u>	(2) 2016 Adopted <u>Budget</u>	(3) 2016 Budget Adopted & <u>Modified 6/30</u>	(4) 2016 Actual <u>as of 6/30</u>	(5) 2016 Projected <u>at 12/31</u>	(6) 2017 Proposed Operating and <u>Capital Budget</u>
Personnel	166,337	176,852	176,852	79,212	176,852	177,930
Supplies	44,012	67,010	67,010	27,485	52,010	67,010
Fixed Charges	3,812	3,830	3,830	3,830	3,830	4,024
Grants/Contributions	541	2,050	2,050	1,575	800	2,050
Total Expenses for Business Unit	214,702	249,742	249,742	112,102	233,492	251,014
Total Levy for Business Unit	214,702	249,742			233,492	251,014

DEPT/DIV: COUNTY BOARD
BUSINESS UNIT: COUNTY BOARD
FUND: 100 BUSINESS UNIT #: 11100

		(1)	(2)	(3)	(4)	(5)	(6)
		2015	2016	2016 Budget	2016	2016	2017 Proposed
Account Description:	OBJ:	Actual	Adopted Budget	Adopted & Modified 6/30	Actual as of 6/30	Projected at 12/31	Operating and Capital Budget
SALARIES	511100	147,200	145,560	145,560	70,892	145,560	147,816
PER DIEM	514900	0	7,000	7,000	0	7,000	7,000
FICA	515100	10,628	11,672	11,672	5,022	11,672	11,840
RETIREMENT	515200	7,585	11,898	11,898	2,859	11,898	10,532
LIFE INSURANCE	515500	361	454	454	171	454	453
WORKERS COMP.	515600	563	268	268	268	268	289
Appropriations Unit: Personnel		166,337	176,852	176,852	79,212	176,852	177,930
OFFICE SUPPLIES	531200	386	2,500	2,500	389	1,000	2,500
PRINTING/DUPLICATION	531300	275	2,000	2,000	502	1,000	2,000
PUBLICATIONS/NOTICES	532100	826	1,500	1,500	121	1,000	1,500
MEMBERSHIP DUES	532400	22,047	26,010	26,010	22,047	26,010	26,010
OTHER PUBLICATIONS	532900	921	11,000	11,000	729	2,000	11,000
MILEAGE & TRAVEL	533900	7,241	10,000	10,000	1,589	8,000	10,000
STAFF DEVELOPMENT	543340	12,316	14,000	14,000	2,108	13,000	14,000
Appropriations Unit: Supplies		44,012	67,010	67,010	27,485	52,010	67,010
PUBLIC LIABILITY INS.	551300	3,812	3,830	3,830	3,830	3,830	4,024
Appropriations Unit: Fixed Charges		3,812	3,830	3,830	3,830	3,830	4,024
SPECIAL SERVICES AWARD	573100	0	250	250	0	0	250
CHMN'S PROMOTIONAL EXP.	573490	541	1,800	1,800	1,575	800	1,800
Appropriations Unit: Grants/Conrit		541	2,050	2,050	1,575	800	2,050
Total Expense for Busines Unit		214,702	249,742	249,742	112,102	233,492	251,014

Total Expenses for Business Unit	214,702	249,742	249,742	112,102	233,492	251,014
Total Levy for Business Unit	214,702	249,742			233,492	251,014

COUNTY EXECUTIVE

ACTIVITIES

The County Executive is the Chief Executive Officer of the county and operates under powers granted by state legislature and the state constitution. Those powers are listed in Chapter 59 of the state statutes and include the authority to “coordinate and direct by executive order” the administrative and management functions of the county government not expressly assigned to another elected officer of the county.

The County elects the Kenosha County Executive at large in the spring general election. The executive serves a four-year term.

The County Executive appoints and supervises county department heads that serve at the discretion of the Executive. The Executive also appoints the members to all the boards and commissions other than those who are elected. Those department heads and members of boards and commissions so appointed are subject to confirmation by the County Board.

The Executive prepares the annual county budget for submission to the County Board for its review and action. This budget presentation occurs in late September or early October of each year.

The Executive is required to provide an annual report to the Board outlining the state of the county. In addition, the Executive routinely submits other communications to the Board. The County Executive must either approve or veto any action taken by the County Board by ordinance or resolution. Those ordinances or resolutions are presented to the Executive who may either sign, veto or allow passage by not signing the ordinance or resolution. Any item that is vetoed must be returned to the County Board with a veto message. The County Board may override the veto with a 2/3 vote.

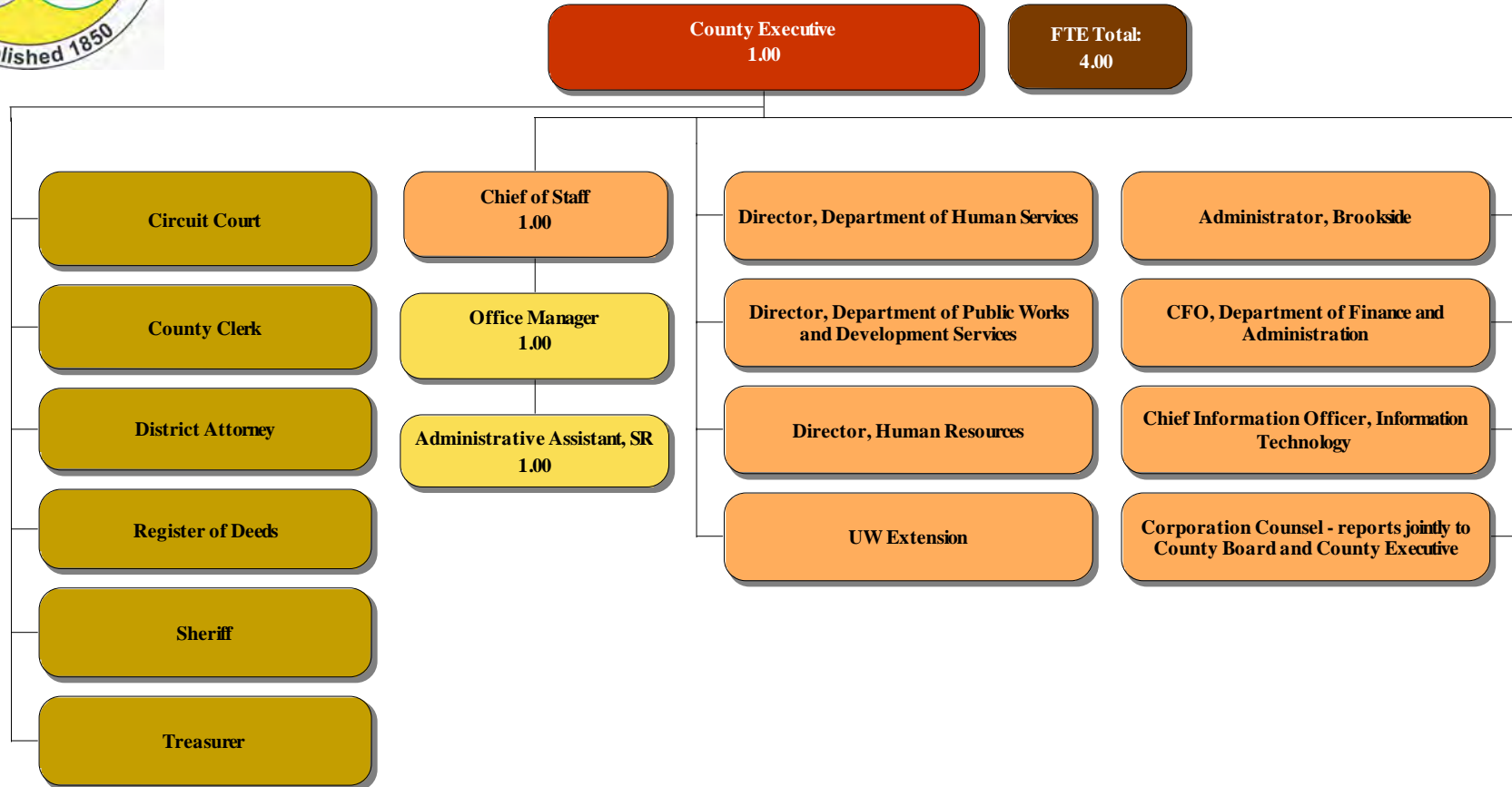
COUNTY EXECUTIVE

DIVISION	POSITION TITLE	CLASS TYPE	2013	2014	2015	2016	2017
	COUNTY EXECUTIVE	ELECTED	1.00	1.00	1.00	1.00	1.00
	CHIEF OF STAFF	NR-G/E10	1.00	1.00	1.00	1.00	1.00
	OFFICE MANAGER	NR-B/E3	1.00	1.00	1.00	1.00	1.00
	ADMINISTRATIVE ASSISTANT, SR	NE4	0.00	0.00	0.00	1.00	1.00
	OFFICE ASSISTANT	NR-AA	0.75	0.75	1.00	0.00	0.00
	DEPARTMENT TOTAL		3.75	3.75	4.00	4.00	4.00



County of Kenosha

County Executive



DEPT/DIV: EXECUTIVE - OFFICE OF THE COUNTY EXECUTIVE

	(1)	(2)	(3)	(4)	(5)	(6)
	2015	2016	2016 Budget	2016	2016	2017 Proposed
	Actual	Adopted	Adopted &	Actual	Projected	Operating and
		Budget	Modified 6/30	as of 6/30	at 12/31	Capital Budget
Personnel	423,298	417,479	417,479	207,159	417,479	437,094
Contractual	70,306	112,500	112,500	5,771	112,500	155,000
Supplies	13,421	16,200	16,200	10,426	16,200	16,200
Fixed Charges	4,167	4,186	4,186	4,186	4,186	4,399
Grants/Contributions	19,189	19,100	19,100	17,393	19,100	19,100
Total Expenses for Business Unit	530,381	569,465	569,465	244,935	569,465	631,793
Total Revenue for Business Unit	0	(100,000)	(100,000)	0	(100,000)	(155,000)
Total Levy for Business Unit	530,381	469,465			469,465	476,793

DEPT/DIV: EXECUTIVE - OFFICE OF THE COUNTY EXECUTIVE

BUSINESS UNIT: OFFICE OF THE COUNTY EXECUTIVE

FUND: 100 BUSINESS UNIT #: 13100

		(1)	(2)	(3)	(4)	(5)	(6)
		2015	2016	2016 Budget	2016	2016	2017 Proposed
Account Description:	OBJ:	Actual	Adopted Budget	Adopted & Modified 6/30	Actual as of 6/30	Projected at 12/31	Operating and Capital Budget
SALARIES	511100	283,612	288,161	288,161	140,454	288,161	299,766
FICA	515100	21,092	22,045	22,045	10,444	22,045	22,933
RETIREMENT	515200	20,130	20,262	20,262	9,270	20,262	20,384
MEDICAL INSURANCE	515400	96,934	85,500	85,500	46,038	85,500	92,340
LIFE INSURANCE	515500	910	1,053	1,053	495	1,053	1,178
WORKERS COMP.	515600	620	458	458	458	458	493
Appropriations Unit: Personnel		423,298	417,479	417,479	207,159	417,479	437,094
OTHER PROFESSIONAL SVCS.	521900	70,306	112,500	112,500	5,771	112,500	155,000
Appropriations Unit: Contractual		70,306	112,500	112,500	5,771	112,500	155,000
OFFICE SUPPLIES	531200	1,218	1,500	1,500	361	1,500	1,500
PRINTING/DUPLICATION	531300	701	1,000	1,000	0	1,000	1,000
BOOKS & MANUALS	532300	819	900	900	300	900	900
MILEAGE & TRAVEL	533900	734	500	500	0	500	500
GAS/OIL/ETC	535100	868	1,500	1,500	807	1,500	1,500
STAFF DEVELOPMENT	543340	9,081	10,800	10,800	8,958	10,800	10,800
Appropriations Unit: Supplies		13,421	16,200	16,200	10,426	16,200	16,200
PUBLIC LIABILITY INS.	551300	4,167	4,186	4,186	4,186	4,186	4,399
Appropriations Unit: Fixed Charges		4,167	4,186	4,186	4,186	4,186	4,399
COMMUNITY OUTREACH/PROMOTION	574320	19,189	19,100	19,100	17,393	19,100	19,100
Appropriations Unit: Grants/Contrit		19,189	19,100	19,100	17,393	19,100	19,100
Total Expense for Busines Unit		530,381	569,465	569,465	244,935	569,465	631,793

BUSINESS UNIT: REVENUE: OFFICE OF THE COUNTY EXECUTIVE

FUND: 100 BUSINESS UNIT #: 13100

		(1)	(2)	(3)	(4)	(5)	(6)
		2015	2016	2016 Budget	2016	2016	2017 Proposed
Account Description:	OBJ:	Actual	Adopted Budget	Adopted & Modified 6/30	Actual as of 6/30	Projected at 12/31	Operating and Capital Budget

CARRYOVER	449980	0	25,000	25,000	0	25,000	25,000
RESERVES	449990	0	75,000	75,000	0	75,000	130,000
Appropriations Unit: Revenue		0	100,000	100,000	0	100,000	155,000
Total Funding for Business Unit		0	100,000	100,000	0	100,000	155,000

Total Expenses for Business Unit	530,381	569,465	569,465	244,935	569,465	631,793
Total Revenue for Business Unit	0	(100,000)	(100,000)	0	(100,000)	(155,000)
Total Levy for Business Unit	530,381	469,465			469,465	476,793

OFFICE OF CORPORATION COUNSEL

ACTIVITIES

This office provides legal advice and support to elected officials, appointed officers, department heads, division heads and employees of Kenosha County and serves as the general counsel for all items and activities requiring legal services and support. It provides legal representation in liability claims made against the county and prosecutes claims and ordinance violations brought on behalf of Kenosha County. It provides counsel in labor relations activities while assisting in the development of constructive labor/management relationships. The office handles all Chapter 51 commitments and all Chapter 55 guardianships for long-term protective placements.

GOALS AND OBJECTIVES

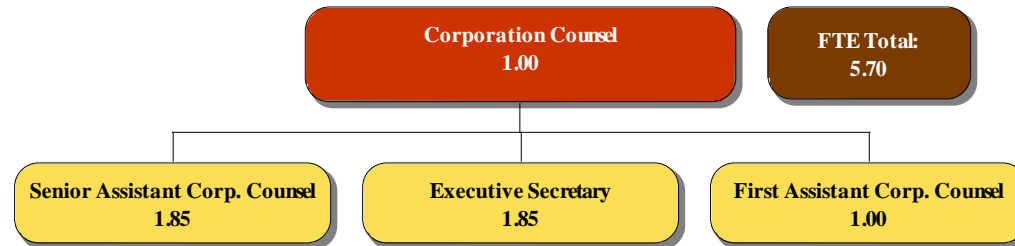
- To guide Kenosha County's executive and legislative branches of government toward lawful enactments; to defend the public treasury and public offices when threatened with litigation.
- Research and draft county ordinances and resolutions.
- Issue formal and informal legal opinions.
- Update and maintain the Municipal Code of Kenosha County and the Kenosha County Policy and Rules Manual.
- Continue training of attorney staff, with each attending a minimum of two professional seminars during the year.
- Handle major contract and real estate transactions.
- Continue representation in all mental health/protective placement cases, assisting the Department of Human Services in finding ways to deliver the best services most efficiently.
- Work with the IT Department to modernize and streamline the office's mental commitment and protective placement cases, focusing both on storage of files and preparation of documents. Assist in labor contract proposals, negotiations, arbitrations, mediations and grievances.

CORPORATION COUNSEL

DIVISION	POSITION TITLE	CLASS TYPE	2013	2014	2015	2016	2017
CORPORATION COUNSEL	FIRST ASSISTANT CORP. COUNSEL	NR-L/E15	1.00	1.00	1.00	1.00	1.00
	SENIOR ASSISTANT CORP. COUNSEL	NR-J/E13	1.00	1.00	1.00	1.00	1.00
	LEGAL ASSISTANT	NR-H/E12	2.00	2.00	2.00	1.85	1.85
	EXECUTIVE SECRETARY	NR-B	1.00	1.00	1.00	0.00	0.00
		NR-B/NE6	1.00	1.00	1.00	1.85	1.85
DEPARTMENT TOTAL			6.00	6.00	6.00	5.70	5.70



County of Kenosha Corporation Counsel



DEPT/DIV: EXECUTIVE - CORPORATION COUNSEL

	(1)	(2)	(3)	(4)	(5)	(6)
	2015	2016	2016 Budget	2016	2016	2017 Proposed
	Actual	Adopted	Adopted &	Actual	Projected	Operating and
		Budget	Modified 6/30	as of 6/30	at 12/31	Capital Budget
Personnel	636,700	654,293	654,293	317,268	654,293	644,799
Contractual	11,829	46,148	185,016	758	11,020	46,148
Supplies	26,528	40,200	40,200	15,302	34,300	40,800
Fixed Charges	2,370	2,381	2,381	2,381	2,381	2,502
Total Expenses for Business Unit	677,427	743,022	881,890	335,709	701,994	734,249
Total Revenue for Business Unit	(345)	(500)	(139,368)	(480)	(800)	(700)
Total Levy for Business Unit	677,082	742,522			701,194	733,549

DEPT/DIV: EXECUTIVE - CORPORATION COUNSEL

BUSINESS UNIT: CORPORATION COUNSEL

FUND: 100 BUSINESS UNIT #: 16400

		(1)	(2)	(3)	(4)	(5)	(6)
		2015	2016	2016 Budget	2016	2016	2017 Proposed
Account Description:	OBJ:	Actual	Adopted Budget	Adopted & Modified 6/30	Actual as of 6/30	Projected at 12/31	Operating and Capital Budget
SALARIES	511100	439,985	464,158	464,158	222,348	464,158	458,529
SALARIES-TEMPORARY	511500	600	0	0	0	0	0
FICA	515100	32,847	35,508	35,508	16,653	35,508	35,077
RETIREMENT	515200	29,680	30,637	30,637	14,675	30,637	31,182
MEDICAL INSURANCE	515400	130,963	121,838	121,838	62,339	121,838	118,117
LIFE INSURANCE	515500	1,240	1,295	1,295	396	1,295	971
WORKERS COMP.	515600	1,385	857	857	857	857	923
Appropriations Unit: Personnel		636,700	654,293	654,293	317,268	654,293	644,799
LEGAL FEES	521200	11,696	40,000	178,868	738	10,000	40,000
TRIAL COST	521230	129	6,000	6,000	20	1,000	6,000
OFFICE MACH/EQUIP MTNCE.	524200	4	148	148	0	20	148
Appropriations Unit: Contractual		11,829	46,148	185,016	758	11,020	46,148
FURN/FIXT >300<5000	530010	299	0	0	0	0	0
OFFICE SUPPLIES	531200	2,320	4,200	4,200	1,154	3,800	4,500
PRINTING/DUPLICATION	531300	66	500	500	138	200	300
SUBSCRIPTIONS	532200	4,516	6,500	6,500	1,488	5,000	6,500
BOOKS & MANUALS	532300	16,065	18,000	18,000	7,563	16,500	18,500
MILEAGE & TRAVEL	533900	0	1,000	1,000	0	800	1,000
STAFF DEVELOPMENT	543340	3,262	10,000	10,000	4,959	8,000	10,000
Appropriations Unit: Supplies		26,528	40,200	40,200	15,302	34,300	40,800
PUBLIC LIABILITY INS.	551300	2,370	2,381	2,381	2,381	2,381	2,502
Appropriations Unit: Fixed Charges		2,370	2,381	2,381	2,381	2,381	2,502
Total Expense for Busines Unit		677,427	743,022	881,890	335,709	701,994	734,249

BUSINESS UNIT:	REVENUE: CORPORATION COUNSEL
FUND: 100	BUSINESS UNIT #: 16400

Account Description:	OBJ:	(1) 2015 Actual	(2) 2016 Adopted Budget	(3) 2016 Budget Adopted & Modified 6/30	(4) 2016 Actual as of 6/30	(5) 2016 Projected at 12/31	(6) 2017 Proposed Operating and Capital Budget
REVENUE JOINT SERVICES	445780	345	500	500	480	800	700
CARRYOVER	449980	0	0	138,868	0	0	0
Appropriations Unit: Revenue		345	500	139,368	480	800	700
Total Funding for Business Unit		345	500	139,368	480	800	700

Total Expenses for Business Unit	677,427	743,022	881,890	335,709	701,994	734,249
Total Revenue for Business Unit	(345)	(500)	(139,368)	(480)	(800)	(700)
Total Levy for Business Unit	677,082	742,522			701,194	733,549

DIVISION OF PERSONNEL SERVICES

MISSION STATEMENT

The Division of Personnel Services, in compliance with applicable laws, ordinances, regulations, and policies, supports the employees of Kenosha County through services which promote a work environment characterized by open communications, professional accountability, fair treatment, opportunity for professional advancement, and competitive wages and benefit packages. The Personnel Division assures high quality services are available to the citizens of Kenosha County through recruitment, selection, and compensation management processes which respond to the individual needs of each County department and attract a demographically diverse, highly professional, workforce.

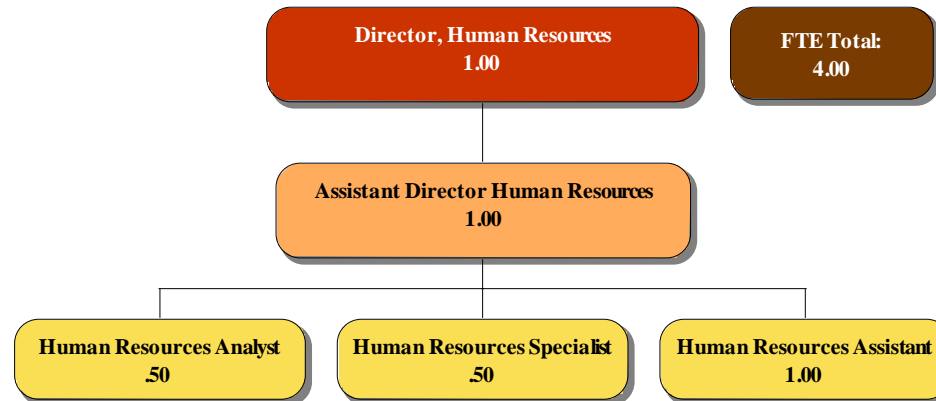
PERSONNEL SERVICES

DIVISION	POSITION TITLE	CLASS TYPE	2013	2014	2015	2016	2017
	DIRECTOR, HUMAN RESOURCES	E14	0.00	0.00	0.00	1.00	1.00
	PERSONNEL SERVICES DIRECTOR	NR-K	1.00	1.00	1.00	0.00	0.00
	ASST DIRECTOR HUMAN RESOURCES	E9	0.00	0.00	0.00	1.00	1.00
	ASST DIRECTOR PERSONNEL SERVICES	NR-H	1.00	1.00	1.00	0.00	0.00
	HUMAN RESOURCES ANALYST	E7	0.00	0.00	0.00	0.50	0.50
	RISK MANAGER/PERSONNEL ANALYST	NR-G	0.30	0.30	0.30	0.00	0.00
	HUMAN RESOURCES SPECIALIST	E3	0.00	0.00	0.00	0.50	0.50
	PERSONNEL SERVICES COORDINATOR	NR-C	0.50	0.50	0.50	0.00	0.00
	HUMAN RESOURCES ASSISTANT	NE8	0.00	0.00	0.00	1.00	1.00
	PERSONNEL ASSISTANT	NR-B	1.00	1.00	1.00	0.00	0.00
	FORECLOSURE COORDINATOR	Un-Rep	0.67	0.67	0.00	0.00	0.00
DIVISION TOTAL			4.47	4.47	3.80	4.00	4.00



County of Kenosha

Department of Personnel Services



DEPT/DIV: EXECUTIVE - PERSONNEL SERVICES

	(1) 2015 Actual	(2) 2016 Adopted Budget	(3) 2016 Budget Adopted & Modified 6/30	(4) 2016 Actual as of 6/30	(5) 2016 Projected at 12/31	(6) 2017 Proposed Operating and Capital Budget
Personnel	650,789	49,861	49,861	349,714	49,861	76,076
Contractual	22,782	97,565	97,565	42,959	97,565	97,565
Supplies	3,413	6,350	6,350	2,564	6,350	9,450
Fixed Charges	2,627	2,639	2,639	2,639	2,639	2,773
Total Expenses for Business Unit	679,611	156,415	156,415	397,876	156,415	185,864
Total Levy for Business Unit	679,611	156,415			156,415	185,864

DEPT/DIV: EXECUTIVE - PERSONNEL SERVICES

BUSINESS UNIT: PERSONNEL SERVICES

FUND: 100 BUSINESS UNIT #: 14300

		(1)	(2)	(3)	(4)	(5)	(6)
		2015	2016	2016 Budget	2016	2016	2017 Proposed
Account Description:	OBJ:	Actual	Adopted Budget	Adopted & Modified 6/30	Actual as of 6/30	Projected at 12/31	Operating and Capital Budget
SALARIES	511100	307,177	331,139	331,139	158,379	331,139	334,011
FICA	515100	22,648	25,331	25,331	14,086	25,331	25,552
RETIREMENT	515200	20,685	21,856	21,856	12,601	21,856	22,713
MEDICAL INSURANCE	515400	90,130	85,501	85,501	57,548	85,501	92,341
LIFE INSURANCE	515500	1,475	1,638	1,638	849	1,638	1,617
WORKERS COMP.	515600	1,217	833	833	833	833	897
Appropriations Unit: Personnel		443,332	466,298	466,298	244,296	466,298	477,131
OFFICE MACH/EQUIP MTNCE.	524200	4	65	65	0	65	65
Appropriations Unit: Contractual		4	65	65	0	65	65
OFFICE SUPPLIES	531200	800	800	800	514	800	1,000
PRINTING/DUPPLICATION	531300	291	600	600	314	600	400
SUBSCRIPTIONS	532200	347	650	650	347	650	650
MILEAGE & TRAVEL	533900	124	600	600	115	600	600
STAFF DEVELOPMENT	543340	1,851	3,700	3,700	1,274	3,700	6,800
Appropriations Unit: Supplies		3,413	6,350	6,350	2,564	6,350	9,450
PUBLIC LIABILITY INS.	551300	2,627	2,639	2,639	2,639	2,639	2,773
Appropriations Unit: Fixed Charges		2,627	2,639	2,639	2,639	2,639	2,773
Total Expense for Busines Unit		449,376	475,352	475,352	249,499	475,352	489,419

BUSINESS UNIT: PERSONNEL SERVICES COUNTY-WIDE

FUND: 100 BUSINESS UNIT #: 14310

		(1)	(2)	(3)	(4)	(5)	(6)
		2015	2016	2016 Budget	2016	2016	2017 Proposed
Account Description:	OBJ:	Actual	Adopted Budget	Adopted & Modified 6/30	Actual as of 6/30	Projected at 12/31	Operating and Capital Budget
SALARIES	511100	0	(700,000)	(700,000)	0	(700,000)	(700,000)
SALARIES-OVERTIME	511200	0	8,000	8,000	0	8,000	8,000
SALARIES TEMPORARY	511500	75,906	125,000	125,000	54,055	125,000	130,000
FICA	515100	330	9,563	9,563	841	9,563	9,945

UNEMPLOYMENT COMP.	515800	19,099	50,000	50,000	7,000	30,000	50,000
EMPL. TESTING/EXAMINATIONS	519250	59,896	41,000	41,000	26,235	61,000	51,000
EMPLOYEE RECRUITMENT	519300	39,101	30,000	30,000	12,841	30,000	30,000
TUITION REIMBURSEMENT	519400	13,125	20,000	20,000	4,446	20,000	20,000
Appropriations Unit: Personnel		207,457	(416,437)	(416,437)	105,418	(416,437)	(401,055)
OTHER PROFESSIONAL SVCS.	521900	22,778	97,000	97,000	42,759	97,000	97,000
COMMUNITY RELATIONS	525700	0	500	500	200	500	500
Appropriations Unit: Contractual		22,778	97,500	97,500	42,959	97,500	97,500
Total Expense for Business Unit		230,235	(318,937)	(318,937)	148,377	(318,937)	(303,555)

Total Expenses for Business Unit	679,611	156,415	156,415	397,876	156,415	185,864
Total Levy for Business Unit	679,611	156,415			156,415	185,864

CIVIL SERVICE COMMISSION

MISSION STATEMENT

The mission of the Civil Service Commission is to provide an equitable system of recruitment, selection, promotion, and retention for Kenosha County Sheriff's Department Deputies, in accordance with Section 4.01 of the Municipal Code of Kenosha County.

DEPT/DIV: EXECUTIVE - CIVIL SERVICE COMMISSION

	(1) 2015 <u>Actual</u>	(2) 2016 Adopted <u>Budget</u>	(3) 2016 Budget Adopted & <u>Modified 6/30</u>	(4) 2016 Actual <u>as of 6/30</u>	(5) 2016 Projected <u>at 12/31</u>	(6) 2017 Proposed Operating and <u>Capital Budget</u>
Personnel	1,045	3,233	3,233	810	3,233	3,233
Contractual	23,204	18,000	18,000	7,287	18,000	23,500
Total Expenses for Business Unit	24,249	21,233	21,233	8,097	21,233	26,733
Total Levy for Business Unit	24,249	21,233			21,233	26,733

DEPT/DIV: EXECUTIVE - CIVIL SERVICE COMMISSION

BUSINESS UNIT: CIVIL SERVICE COMMISSION

FUND: 100 BUSINESS UNIT #: 21450

		(1)	(2)	(3)	(4)	(5)	(6)
		2015	2016	2016 Budget	2016	2016	2017 Proposed
Account Description:	OBJ:	Actual	Adopted Budget	Adopted & Modified 6/30	Actual as of 6/30	Projected at 12/31	Operating and Capital Budget
PER DIEM	514100	968	3,000	3,000	750	3,000	3,000
FICA	515100	73	230	230	57	230	230
WORKERS COMP.	515600	4	3	3	3	3	3
Appropriations Unit: Personnel		1,045	3,233	3,233	810	3,233	3,233
FITNESS FOR DUTY EXAMS	521150	9,353	7,000	7,000	4,874	7,000	7,500
EMPLOYMENT TESTING	521160	13,851	11,000	11,000	2,413	11,000	16,000
Appropriations Unit: Contractual		23,204	18,000	18,000	7,287	18,000	23,500
Total Expense for Business Unit		24,249	21,233	21,233	8,097	21,233	26,733

Total Expenses for Business Unit	24,249	21,233	21,233	8,097	21,233	26,733
Total Levy for Business Unit	24,249	21,233			21,233	26,733

This page left blank intentionally

KENOSHA COUNTY UW-EXTENSION

The mission of Kenosha County UW-Extension is to bring University resources and knowledge to build capacity of individuals, groups, and communities. We provide Kenosha County access to the research and resources of the University System.

The UW-Extension office is a result of a partnership between the U.S. Department of Agriculture (federal government), University of Wisconsin Extension (state government) and Kenosha County (county government). Kenosha County provides 40% for county faculty/staff salaries with UW-Extension contributing the remaining 60%.

UW-Extension continues to build partnerships and collaborations with other county departments/divisions, city departments, schools, university/colleges, local organizations and businesses. UW-Extension also expands efforts to meet the local priorities and educational needs of urban neighborhoods and western county communities.

Kenosha County UW-Extension programs include:

- Agriculture
- Horticulture (consumer and commercial)
- Community, Natural Resources & Economic Development
- Family Living/Nutrition Education
- Youth Development (4-H; Youth In Governance; Youth As Resources; Afterschool Ambassadors; Tech Wizards)

UNIVERSITY OF WISCONSIN - EXTENSION

DIVISION	POSITION TITLE	CLASS TYPE	2013	2014	2015	2016	2017
----------	----------------	------------	------	------	------	------	------

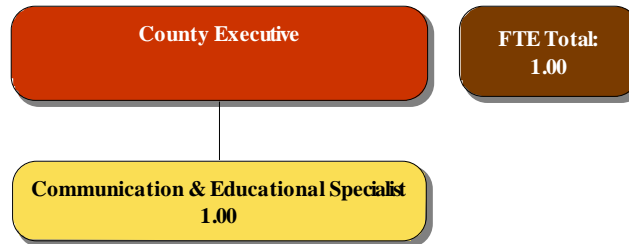
SR OFFICE ASSOCIATE
COMMUNICATION & EDUCATIONAL SPEC

990C	1.00	1.00	1.00	0.00	0.00
NE5	0.00	0.00	0.00	1.00	1.00
DEPARTMENT TOTAL		1.00	1.00	1.00	1.00

ALL OTHER POSITIONS IN THIS DEPARTMENT ARE STATE EMPLOYEES.



County of Kenosha University of Wisconsin-Extension



DEPT/DIV: EXECUTIVE - OFFICE OF THE UNIVERSITY EXTENSION

	(1) 2015 Actual	(2) 2016 Adopted Budget	(3) 2016 Budget Adopted & Modified 6/30	(4) 2016 Actual as of 6/30	(5) 2016 Projected at 12/31	(6) 2017 Proposed Operating and Capital Budget
Personnel	65,188	81,583	90,889	34,620	90,889	78,076
Contractual	175,082	204,585	217,308	94,754	217,308	204,585
Supplies	67,421	74,850	169,927	45,335	169,927	74,850
Fixed Charges	872	876	876	876	876	920
Grants/Contributions	0	500	500	0	500	500
Total Expenses for Business Unit	308,563	362,394	479,500	175,585	479,500	358,931
Total Revenue for Business Unit	(73,847)	(89,015)	(206,121)	(47,090)	(206,152)	(89,015)
Total Levy for Business Unit	234,716	273,379			273,348	269,916

DEPT/DIV: EXECUTIVE - OFFICE OF THE UNIVERSITY EXTENSION

BUSINESS UNIT: UNIVERSITY EXTENSION PROGRAM

FUND: 100 BUSINESS UNIT #: 67100

		(1)	(2)	(3)	(4)	(5)	(6)
		2015	2016	2016 Budget	2016	2016	2017 Proposed
Account Description:	OBJ:	Actual	Adopted Budget	Adopted & Modified 6/30	Actual as of 6/30	Projected at 12/31	Operating and Capital Budget
SALARIES	511100	38,996	44,537	44,537	24,815	44,537	51,688
FICA	515100	3,000	3,407	3,407	1,855	3,407	3,954
RETIREMENT	515200	2,279	2,939	2,939	1,638	2,939	3,515
MEDICAL INSURANCE	515400	10,874	21,375	21,375	5,134	21,375	9,618
LIFE INSURANCE	515500	173	75	75	0	75	43
WORKERS COMP.	515600	199	100	100	100	100	108
Appropriations Unit: Personnel		55,521	72,433	72,433	33,542	72,433	68,926
DATA PROCESSING COSTS	521400	745	1,185	1,185	404	1,185	1,185
OTHER PROFESSIONAL SVCS.	521900	173,435	178,300	178,300	88,422	178,300	178,300
TELECOMMUNICATIONS	522500	443	400	400	233	400	400
MOTOR VEHICLE MTNCE.	524100	244	700	700	(25)	700	700
Appropriations Unit: Contractual		174,867	180,585	180,585	89,034	180,585	180,585
OFFICE SUPPLIES	531200	4,380	4,500	4,500	1,124	4,500	4,500
PRINTING/DUPPLICATION	531300	1,000	1,600	1,600	12	1,600	1,600
SUBSCRIPTIONS	532200	838	885	885	368	885	885
MILEAGE & TRAVEL	533900	6,884	10,000	10,000	3,231	10,000	10,000
STAFF DEVELOPMENT	543340	2,000	2,000	2,000	655	2,000	2,000
Appropriations Unit: Supplies		15,102	18,985	18,985	5,390	18,985	18,985
PUBLIC LIABILITY INS.	551300	872	876	876	876	876	920
Appropriations Unit: Fixed Charges		872	876	876	876	876	920
PURCHASED SVS - AG CLEAN SWEEP	571770	0	500	500	0	500	500
Appropriations Unit: Grants/Contri		0	500	500	0	500	500
Total Expense for Busines Unit		246,362	273,379	273,379	128,842	273,379	269,916

BUSINESS UNIT:	OFFICE ACCOUNT
FUND: 100	BUSINESS UNIT #: 67200

Account Description:	OBJ:	(1) 2015 Actual	(2) 2016 Adopted Budget	(3) 2016 Budget Adopted & Modified 6/30	(4) 2016 Actual as of 6/30	(5) 2016 Projected at 12/31	(6) 2017 Proposed Operating and Capital Budget
OTHER PROFESSIONAL SVCS.	521900	0	24,000	30,623	0	30,623	24,000
Appropriations Unit: Contractual		0	24,000	30,623	0	30,623	24,000
BOOKS & MANUALS	532300	0	15	30	0	30	15
OTHER OPERATING SUPPLIES	534900	51,005	54,000	142,256	39,062	142,256	54,000
Appropriations Unit: Supplies		51,005	54,015	142,286	39,062	142,286	54,015
Total Expense for Business Unit		51,005	78,015	172,909	39,062	172,909	78,015

BUSINESS UNIT:	AFTERSCHOOL PROJECT
FUND: 100	BUSINESS UNIT #: 67600

Account Description:	OBJ:	(1) 2015 Actual	(2) 2016 Adopted Budget	(3) 2016 Budget Adopted & Modified 6/30	(4) 2016 Actual as of 6/30	(5) 2016 Projected at 12/31	(6) 2017 Proposed Operating and Capital Budget
SALARIES	511100	8,672	8,000	14,422	832	14,422	8,000
FICA	515100	749	530	1,280	132	1,280	530
RETIREMENT	515200	246	620	2,754	114	2,754	620
Appropriations Unit: Personnel		9,667	9,150	18,456	1,078	18,456	9,150
OTHER PROFESSIONAL SVCS.	521900	215	0	0	0	0	0
Appropriations Unit: Contractual		215	0	0	0	0	0
MILEAGE & TRAVEL	533900	0	250	850	0	850	250
OTHER OPERATING SUPPLIES	534900	0	1,600	5,220	212	5,220	1,600
Appropriations Unit: Supplies		0	1,850	6,070	212	6,070	1,850
Total Expense for Business Unit		9,882	11,000	24,526	1,290	24,526	11,000

BUSINESS UNIT:	STEM CELL PROJECT					
FUND: 100	BUSINESS UNIT #: 67800					

		(1)	(2)	(3)	(4)	(5)	(6)
Account Description:	OBJ:	2015 Actual	2016 Adopted Budget	2016 Budget Adopted & Modified 6/30	2016 Actual as of 6/30	2016 Projected at 12/31	2017 Proposed Operating and Capital Budget
OTHER PROFESSIONAL SVCS.	521900	0	0	6,100	5,720	6,100	0
Appropriations Unit: Contractual		0	0	6,100	5,720	6,100	0
OTHER OPERATING SUPPLIES	534900	1,314	0	2,586	671	2,586	0
Appropriations Unit: Supplies		1,314	0	2,586	671	2,586	0
Total Expense for Business Unit		1,314	0	8,686	6,391	8,686	0

BUSINESS UNIT:	REVENUE: UNIVERSITY EXTENSION					
FUND: 100	BUSINESS UNIT #: 67100					

		(1)	(2)	(3)	(4)	(5)	(6)
Account Description:	OBJ:	2015 Actual	2016 Adopted Budget	2016 Budget Adopted & Modified 6/30	2016 Actual as of 6/30	2016 Projected at 12/31	2017 Proposed Operating and Capital Budget
SUNDRY DEPARTMENT REVENUE	448520	3,008	0	0	0	0	0
Appropriations Unit: Revenue		3,008	0	0	0	0	0
Total Funding for Business Unit		3,008	0	0	0	0	0

BUSINESS UNIT:	REVENUE: OFFICE ACCOUNT					
FUND: 100	BUSINESS UNIT #: 67200					

		(1)	(2)	(3)	(4)	(5)	(6)
Account Description:	OBJ:	2015 Actual	2016 Adopted Budget	2016 Budget Adopted & Modified 6/30	2016 Actual as of 6/30	2016 Projected at 12/31	2017 Proposed Operating and Capital Budget
SALE OF COPIES	441270	8	15	15	46	46	15
STATE CLEAN SWEEP GRANT	442761	0	24,000	24,000	0	24,000	24,000
SUNDRY DEPARTMENT REVENUE	448520	46,842	54,000	55,000	43,091	55,000	54,000
CARRYOVER	449980	0	0	93,894	0	93,894	0
Appropriations Unit: Revenue		46,850	78,015	172,909	43,137	172,940	78,015

Total Funding for Business Unit	46,850	78,015	172,909	43,137	172,940	78,015
--	--------	--------	---------	--------	---------	--------

BUSINESS UNIT:	REVENUE: AFTERSCHOOL PROJECT
FUND: 100	BUSINESS UNIT #: 67600

Account Description:	OBJ:	(1) 2015 Actual	(2) 2016 Adopted Budget	(3) 2016 Budget Adopted & Modified 6/30	(4) 2016 Actual as of 6/30	(5) 2016 Projected at 12/31	(6) 2017 Proposed Operating and Capital Budget
AFTERSCHOOL PROJECT REV	446650	13,989	11,000	11,000	3,953	11,000	11,000
CARRYOVER	449980	0	0	13,526	0	13,526	0
Appropriations Unit: Revenue		13,989	11,000	24,526	3,953	24,526	11,000
Total Funding for Business Unit		13,989	11,000	24,526	3,953	24,526	11,000

BUSINESS UNIT:	REVENUE: STEM CELL PROJECT
FUND: 100	BUSINESS UNIT #: 67800

Account Description:	OBJ:	(1) 2015 Actual	(2) 2016 Adopted Budget	(3) 2016 Budget Adopted & Modified 6/30	(4) 2016 Actual as of 6/30	(5) 2016 Projected at 12/31	(6) 2017 Proposed Operating and Capital Budget
STEM PROJECT GRANT	446670	10,000	0	0	0	0	0
CARRYOVER	449980	0	0	8,686	0	8,686	0
Appropriations Unit: Revenue		10,000	0	8,686	0	8,686	0
Total Funding for Business Unit		10,000	0	8,686	0	8,686	0

Total Expenses for Business Unit	308,563	362,394	479,500	175,585	479,500	358,931
Total Revenue for Business Unit	(73,847)	(89,015)	(206,121)	(47,090)	(206,152)	(89,015)
Total Levy for Business Unit	234,716	273,379			273,348	269,916

This page left blank intentionally

INFORMATION TECHNOLOGY

MISSION

The mission of the County of Kenosha Information Technology Division is to provide high quality innovative, secure, efficient and cost-effective services. Work as a team with County leadership, and stakeholders to identify best practices for services while being respectful of taxpayer dollars. Attract and retain employees with appropriate technical skills, enthusiasm to learn, ability to teach, and the passion to provide high quality program, project and operations services to County departments and public sector.

GOALS

- Ensure County information assets are secured and privacy protected.
- Deliver timely and effective responses to customer requirements through teamwork and make County Services accessible.
- Establish a technology governance structure, to provide vision, leadership, and a framework for evaluating emerging technologies and implementing proven information technology solutions.
- Ensure effective technical and fiscal management of the Division's operations, resources, technology projects, and contracts.
- Improve the reliability and performance of the County's IT Infrastructure and implements common business applications and systems to improve efficiency and cost-effectiveness.
- Develop and maintain technically skilled staff that is competent in current and emerging information technology and a user community that understands and can employ modern technologies to maximize business benefits.

INFORMATION TECHNOLOGY

DIVISION	POSITION TITLE	CLASS TYPE	2013	2014	2015	2016	2017
----------	----------------	------------	------	------	------	------	------

ADMINISTRATIVE

CHIEF INFORMATION OFFICER	E15	0.00	0.00	0.00	1.00	1.00
DIRECTOR, INFORMATION TECHNOLOGY	NR-L	1.00	1.00	1.00	0.00	0.00
ASSISTANT DIRECTOR, IT	NR-J/E13	0.00	1.00	1.00	1.00	1.00
ACCOUNT CLERK	990C	2.00	0.00	0.00	0.00	0.00
AREA TOTAL		3.00	2.00	2.00	2.00	2.00

APPLICATIONS DESIGN

APPLICATION SERVICE MANAGER	NR-I/E12	0.00	0.00	1.00	1.00	1.00
APPLICATION SUPPORT TEAM MANAGER	NR-I	1.00	1.00	0.00	0.00	0.00
PROJECT MANAGER	E9	0.00	0.00	0.00	1.00	1.00
BUSINESS ANALYST & COORDINATOR	E9	0.00	0.00	0.00	1.00	0.00
BUSINESS ANALYST, SR	E7	0.00	0.00	0.00	3.00	2.00
SOFTWARE ENGINEER	E7	0.00	0.00	0.00	0.00	2.00
SENIOR SYSTEMS ANALYST AND COORD.	NR-G	5.00	5.00	5.00	0.00	0.00
SR NETWORK/WEB APPLICATION	E9	0.00	0.00	0.00	1.00	1.00
SYSTEMS ANALYST AND COORDINATOR	NR-F	1.00	1.00	1.00	0.00	0.00
SOFTWARE SUPPORT ANALYST	NR-E	1.00	0.00	0.00	0.00	0.00
AREA TOTAL		8.00	7.00	7.00	7.00	7.00

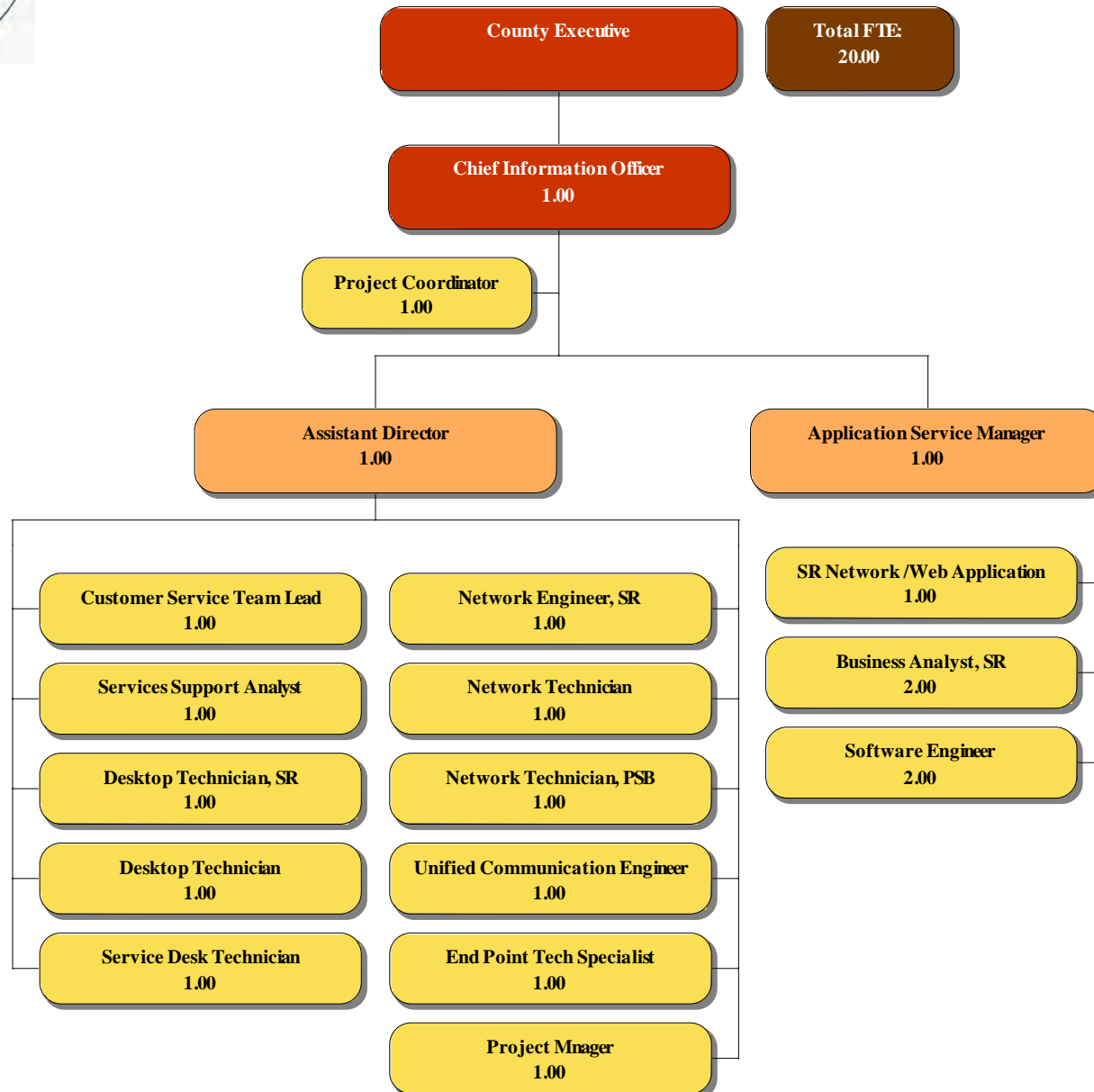
SYSTEMS OPERATIONS

CUSTOMER SERVICE TEAM LEAD	E7	0.00	0.00	0.00	1.00	1.00
CUSTOMER SERVICE MANAGER	NR-I	1.00	0.00	0.00	0.00	0.00
DESKTOP TECHNICIAN, SR	NE9	0.00	0.00	0.00	1.00	1.00
DESKTOP TECHNICIAN	NR-E/NE8	0.00	2.00	2.00	1.00	1.00
COMMUNICATION TECHNICIAN	990C	2.00	0.00	0.00	0.00	0.00
SERVICE DESK TECHNICIAN	NR-E/NE7	0.00	2.00	2.00	1.00	1.00
SERVICES SUPPORT ANALYST	E4	0.00	0.00	0.00	1.00	1.00
SENIOR SYSTEMS OPERATOR	990C	1.00	0.00	0.00	0.00	0.00
SR NETWORK ENGINEER	E8	0.00	0.00	0.00	1.00	1.00
NETWORK ENGINEER	NR-G	1.00	1.00	1.00	0.00	0.00
PROJECT COORDINATOR	NR-G/E7	1.00	1.00	1.00	2.00	1.00
ENDPOINT TECH SPECIALIST	E7	0.00	0.00	0.00	0.00	1.00
UNIFIED COMMUNICATION ENGINEER	E9	0.00	0.00	0.00	1.00	1.00
TELECOMMUNICATIONS ANALYST	NR-G	1.00	1.00	1.00	0.00	0.00
NETWORK TECHNICIAN, PUBLIC SAFETY	NE9	0.00	0.00	0.00	1.00	1.00
NETWORK TECHNICIAN	NE9	0.00	0.00	0.00	0.75	1.00
PC DEPLOYMENT CORRDIRATOR	NR-F	1.00	1.00	1.00	0.00	0.00
AREA TOTAL		8.00	8.00	8.00	10.75	11.00
DIVISION TOTAL		19.00	17.00	17.00	19.75	20.00



County of Kenosha

Division of Information Technology



DEPT/DIV: EXECUTIVE - INFORMATION TECHNOLOGY

	(1) 2015 Actual	(2) 2016 Adopted Budget	(3) 2016 Budget Adopted & Modified 6/30	(4) 2016 Actual as of 6/30	(5) 2016 Projected at 12/31	(6) 2017 Proposed Operating and Capital Budget
Personnel	1,735,781	1,948,128	1,948,128	931,331	2,026,308	2,029,457
Contractual	1,481,575	1,673,096	1,880,740	1,104,687	1,673,096	1,803,722
Supplies	81,312	53,761	53,761	32,390	53,761	62,761
Fixed Charges	68,513	76,845	76,845	39,714	76,845	77,142
Grants/Contributions	(2,021)	0	0	0	0	0
Outlay	2,584,182	2,500,000	3,811,729	940,430	2,500,000	3,273,910
Total Expenses for Business Unit	5,949,342	6,251,830	7,771,203	3,048,552	6,330,010	7,246,992
Total Revenue for Business Unit	(2,351,234)	(2,869,228)	(4,388,601)	(65,096)	(2,871,477)	(3,636,894)
Total Levy for Business Unit	3,598,108	3,382,602			3,458,533	3,610,098

DEPT/DIV: EXECUTIVE - INFORMATION TECHNOLOGY

BUSINESS UNIT: INFORMATION TECHNOLOGY

FUND: 100 BUSINESS UNIT #: 14400

Account Description:	OBJ:	(1) 2015 Actual	(2) 2016 Adopted Budget	(3) 2016 Budget Adopted & Modified 6/30	(4) 2016 Actual as of 6/30	(5) 2016 Projected at 12/31	(6) 2017 Proposed Operating and Capital Budget
SALARIES	511100	1,286,749	1,412,524	1,412,524	669,404	1,480,578	1,480,578
SALARIES-OVERTIME	511200	2,223	7,500	7,500	1,495	5,000	5,000
FICA	515100	75,846	108,439	108,439	49,834	113,646	113,646
RETIREMENT	515200	70,337	91,576	91,576	43,885	96,068	98,980
MEDICAL INSURANCE	515400	293,185	321,758	321,758	162,641	324,320	324,320
LIFE INSURANCE	515500	3,473	4,222	4,222	1,963	4,425	4,662
WORKERS COMP.	515600	3,968	2,109	2,109	2,109	2,271	2,271
Appropriations Unit: Personnel		1,735,781	1,948,128	1,948,128	931,331	2,026,308	2,029,457
DATA PROCESSING COSTS	521400	1,142,994	1,287,840	1,372,575	868,618	1,287,840	1,397,466
HARDWARE REPAIR	521500	1,471	9,000	16,529	2,121	9,000	9,000
OTHER PROFESSIONAL SVCS.	521900	190,620	196,000	311,380	183,244	196,000	196,000
TELECOMMUNICATIONS	522500	35,471	45,500	45,500	24,847	45,500	66,500
OFFICE MACH/EQUIP MTNCE.	524200	57,603	79,756	79,756	25,857	79,756	79,756
Appropriations Unit: Contractual		1,428,159	1,618,096	1,825,740	1,104,687	1,618,096	1,748,722
FURN/FIXT >300<5000	530010	1,469	0	0	0	0	4,000
OFFICE SUPPLIES	531200	3,088	3,461	3,461	1,511	3,461	3,461
SUBSCRIPTIONS	532200	565	1,000	1,000	202	1,000	1,000
BOOKS & MANUALS	532300	5,085	7,500	7,500	2,994	7,500	7,500
MILEAGE & TRAVEL	533900	1,597	1,800	1,800	834	1,800	1,800
STAFF DEVELOPMENT	543340	69,508	40,000	40,000	26,849	40,000	45,000
Appropriations Unit: Supplies		81,312	53,761	53,761	32,390	53,761	62,761
PUBLIC LIABILITY INS.	551300	5,818	5,845	5,845	5,845	5,845	6,142
EQUIP. LEASE/RENTAL	553300	62,695	71,000	71,000	33,869	71,000	71,000
Appropriations Unit: Fixed Charges		68,513	76,845	76,845	39,714	76,845	77,142
PRIOR YEAR EXPENSE	574000	(2,021)	0	0	0	0	0
Appropriations Unit: Grants/Contri		(2,021)	0	0	0	0	0
Total Expense for Busines Unit		3,311,744	3,696,830	3,904,474	2,108,122	3,775,010	3,918,082

BUSINESS UNIT:	INFORMATION TECHNOLOGY - LAND INFO FEES						
FUND: 411	BUSINESS UNIT #: 14460						

		(1)	(2)	(3)	(4)	(5)	(6)
		2015	2016	2016 Budget	2016	2016	2017 Proposed
Account Description:	OBJ:	Actual	Adopted Budget	Adopted & Modified 6/30	Actual as of 6/30	Projected at 12/31	Operating and Capital Budget
DATA PROCESSING COSTS	521400	53,416	55,000	55,000	0	55,000	55,000
Appropriations Unit: Contractual		53,416	55,000	55,000	0	55,000	55,000
COMPUTER HARDWARE/SOFTWARE	581700	3,748	0	88,308	0	0	0
Appropriations Unit: Outlay		3,748	0	88,308	0	0	0
Total Expense for Busines Unit		57,164	55,000	143,308	0	55,000	55,000

BUSINESS UNIT:	INFORMATION TECHNOLOGY - CAPITAL						
FUND: 411	BUSINESS UNIT #: 14480						

		(1)	(2)	(3)	(4)	(5)	(6)
		2015	2016	2016 Budget	2016	2016	2017 Proposed
Account Description:	OBJ:	Actual	Adopted Budget	Adopted & Modified 6/30	Actual as of 6/30	Projected at 12/31	Operating and Capital Budget
COMPUTER HARDWARE/SOFTWARE	581700	2,580,434	2,500,000	3,723,421	940,430	2,500,000	3,273,910
Appropriations Unit: Outlay		2,580,434	2,500,000	3,723,421	940,430	2,500,000	3,273,910
Total Expense for Busines Unit		2,580,434	2,500,000	3,723,421	940,430	2,500,000	3,273,910

BUSINESS UNIT:	REVENUE: INFORMATION TECHNOLOGY						
FUND: 100	BUSINESS UNIT #: 14400						

		(1)	(2)	(3)	(4)	(5)	(6)
		2015	2016	2016 Budget	2016	2016	2017 Proposed
Account Description:	OBJ:	Actual	Adopted Budget	Adopted & Modified 6/30	Actual as of 6/30	Projected at 12/31	Operating and Capital Budget
DSS SPECIAL REVENUES	442990	120,071	111,936	111,936	0	111,936	101,109
HEALTH IT SUPPORT REVENUES	442991	13,368	10,000	10,000	0	10,000	10,000
IT CONTRACT-SOMERS	442994	0	0	0	0	21,600	21,600
CITY INTERNET ACCESS FEE	442995	1,800	1,800	1,800	3,600	3,600	3,600
LAND INFO SYSTEMS FEE	445560	56,968	56,892	56,892	26,081	56,892	59,675

DATA PROCESSING FEES	445770	12,656	33,600	33,600	12,449	12,449	12,000
CARRYOVER	449980	0	0	207,644	0	0	0
RESERVES	449990	0	100,000	100,000	0	100,000	100,000
Appropriations Unit: Revenue		204,863	314,228	521,872	42,130	316,477	307,984
Total Funding for Business Unit		204,863	314,228	521,872	42,130	316,477	307,984

BUSINESS UNIT:	REVENUE: INFORMATION TECHNOLOGY - LAND INFO FEES
FUND: 411	BUSINESS UNIT #: 14460

Account Description:	OBJ:	(1) 2015 Actual	(2) 2016 Adopted Budget	(3) 2016 Budget Adopted & Modified 6/30	(4) 2016 Actual as of 6/30	(5) 2016 Projected at 12/31	(6) 2017 Proposed Operating and Capital Budget
LAND INFO SYSTEMS FEE	445560	46,344	55,000	55,000	22,966	55,000	55,000
CARRYOVER	449980	0	0	88,308	0	0	0
Appropriations Unit: Revenue		46,344	55,000	143,308	22,966	55,000	55,000
Total Funding for Business Unit		46,344	55,000	143,308	22,966	55,000	55,000

BUSINESS UNIT:	REVENUE: INFORMATION TECHNOLOGY - CAPITAL
FUND: 411	BUSINESS UNIT #: 14480

Account Description:	OBJ:	(1) 2015 Actual	(2) 2016 Adopted Budget	(3) 2016 Budget Adopted & Modified 6/30	(4) 2016 Actual as of 6/30	(5) 2016 Projected at 12/31	(6) 2017 Proposed Operating and Capital Budget
BONDING	440000	2,036,145	2,500,000	2,500,000	0	2,500,000	3,273,910
REVENUE JOINT SERVICES	445780	63,882	0	0	0	0	0
CARRYOVER	449980	0	0	1,223,421	0	0	0
Appropriations Unit: Revenue		2,100,027	2,500,000	3,723,421	0	2,500,000	3,273,910
Total Funding for Business Unit		2,100,027	2,500,000	3,723,421	0	2,500,000	3,273,910

Total Expenses for Business Unit	5,949,342	6,251,830	7,771,203	3,048,552	6,330,010	7,246,992
Total Revenue for Business Unit	(2,351,234)	(2,869,228)	(4,388,601)	(65,096)	(2,871,477)	(3,636,894)
Total Levy for Business Unit	3,598,108	3,382,602			3,458,533	3,610,098

2017 CAPITAL OUTLAY

DEPARTMENT	FUND	BUS.	OBJ.	ITEM/DESCRIPTION	QNTY	PROPOSED OUTLAY BUDGET
		UNIT				
Information Technology -County Wide	411	14480	581700	Project 1 - KALM Applications	Info Sys-1	\$98,000
Information Technology -County Wide	411	14480	581700	Project 2 - Human Services	Info Sys-1	\$158,600
Information Technology -County Wide	411	14480	581700	Project 3 -Finance	Info Sys-1	\$167,500
Information Technology -County Wide	411	14480	581700	Project 4 - County-wide Infrastructure	Info Sys-1	\$976,300
Information Technology -County Wide	411	14480	581700	Project 5 - Law Enforcement	Info Sys-1	\$64,250
Information Technology -County Wide	411	14480	581700	Project 6 - Public Works	Info Sys-1	\$276,260
Information Technology -County Wide	411	14480	581700	Project 7 - Aud/Video Projects	Info Sys-1	\$24,000
Information Technology -County Wide	411	14480	581700	Project 8 - Web Enhancements	Info Sys-1	\$25,000
Information Technology -County Wide	411	14480	581700	Project 9 - IT Contractor Support	Info Sys-1	\$135,000
Information Technology -County Wide	411	14480	581700	Project 12 - Enterprise System Implementation	Info Sys-1	\$1,349,000
Included in Capital Outlay/Project Plan > \$25,000						\$3,273,910
Funded with Bonding						

Appendix contains detail of all IT Capital Projects
 Personnel/Contracted costs are capitalized as part of IT projects

This page left blank intentionally

DIVISION OF LAND INFORMATION

MISSION STATEMENT AND VISION

Land Information mission is to provide accurate assessment, taxation and mapping data to effectively and efficiently meet statutory requirements. We seek to provide a quality of service to Federal, State, Municipal and private sectors in order to serve the residence of Kenosha County. We strive to meet the needs of the private sector by supplying data to assist in economic growth, and residential development without comprising agricultural and recreational lands. Overall vision is to provide services that enhance community development and serve the public interest.

ACCOMPLISHMENTS

Aerial Photography Project

Aerial photos of Kenosha County were flown delivered and are on the County website for internal and public use.

Assessment Rolls and Tax Bills

Assessment rolls and tax bills were distributed and processed without any issues.

Geographic Information System (GIS)

GIS worked closely with 911 on their new system to transfer required mapping data for emergency response purposes. Developed specified applications for bike trail, school districts and other projects. Assisted Somers in the incorporation process working both Municipality and State.

New Tax and Property Listing Software

The Land Information office provided specification and functions that were required to effectively perform operations to the contracted vendor for implementation in 2016. The functionality will be the basis for assessment and taxation processes for years to come.

GOALS AND OBJECTIVES

- **Property Listing and Tax Software:** Become familiar with and utilize new listing and tax software for assessment and taxation purposes.
- **Surveys:** Scan all surveys with the Land Information Office (approximately 20,000) index information and supply data to public through the Kenosha County internet site.
- **GIS:** Continue to develop applications suited for individual projects, utilize new GPS equipment to assist municipalities in the location of various features such as sewer lines, address and update antiquated coordinated systems in order to conform to Federal and State standards.
- **Convert Salem and Silver Lake into a new Village:** Write legal descriptions, provide maps, change parcel numbers, work on addresses, change voting boundaries and a host of other projects to insure that the new village has necessary data to operate and to get State approval.
- **Train Assistant Director on Administrative processes of the Land Information department:** The Assistant Director needs to be fully trained on administrative aspects of the office as well as all statutory requirements of the office.

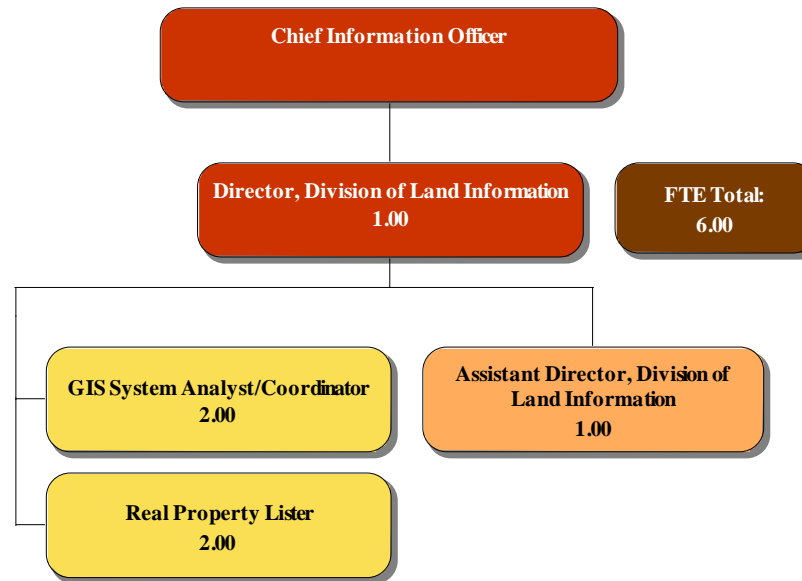
DIVISION OF LAND INFORMATION

DIVISION	POSITION TITLE	CLASS TYPE	2013	2014	2015	2016	2017
	DIRECTOR, LAND INFORMATION	NR-G/E10	1.00	1.00	1.00	1.00	1.00
	ASSISTANT DIRECTOR, LAND INFORMATION	E9	0.00	0.00	0.00	1.00	1.00
	GIS SYSTEM ANALYST/COORDINATOR	NR-D/E4	0.00	1.00	1.00	1.00	2.00
	REAL PROPERTY LISTERS	990C/NE5	2.00	2.00	2.00	2.00	2.00
	SENIOR SYSTEMS OPERATOR	990C/NE7	1.00	1.00	1.00	1.00	0.00
	DIVISION TOTAL		4.00	5.00	5.00	6.00	6.00



County of Kenosha

Division of Land Information



DEPT/DIV: EXECUTIVE - LAND INFORMATION

	(1) 2015 Actual	(2) 2016 Adopted Budget	(3) 2016 Budget Adopted & Modified 6/30	(4) 2016 Actual as of 6/30	(5) 2016 Projected at 12/31	(6) 2017 Proposed Operating and Capital Budget
Personnel	435,556	455,509	455,509	221,411	455,509	493,845
Contractual	0	0	0	0	0	420
Supplies	8,896	19,335	21,475	12,644	17,335	19,335
Fixed Charges	1,663	1,671	1,671	1,621	1,671	1,703
Grants/Contributions	(2,542)	0	0	0	0	0
Outlay	185,867	57,191	57,191	0	57,191	210,768
Total Expenses for Business Unit	629,440	533,706	535,846	235,676	531,706	726,071
Total Revenue for Business Unit	(151,163)	(107,737)	(109,877)	(45,675)	(107,737)	(261,314)
Total Levy for Business Unit	478,277	425,969			423,969	464,757

DEPT/DIV: EXECUTIVE - LAND INFORMATION
BUSINESS UNIT: DIVISION OF LAND INFORMATION
FUND: 100 BUSINESS UNIT #: 17200

		(1)	(2)	(3)	(4)	(5)	(6)
		2015	2016	2016 Budget	2016	2016	2017 Proposed
Account Description:	OBJ:	Actual	Adopted Budget	Adopted & Modified 6/30	Actual as of 6/30	Projected at 12/31	Operating and Capital Budget
SALARIES	511100	293,688	310,837	310,837	148,670	310,837	324,851
SALARIES-TEMPORARY	511500	776	5,000	5,000	561	5,000	15,000
FICA	515100	21,878	23,779	23,779	10,949	23,779	24,852
RETIREMENT	515200	20,008	20,513	20,513	9,812	20,513	22,090
MEDICAL INSURANCE	515400	97,708	94,406	94,406	50,830	94,406	105,806
LIFE INSURANCE	515500	867	865	865	480	865	1,129
WORKERS COMP.	515600	631	109	109	109	109	117
Appropriations Unit: Personnel		435,556	455,509	455,509	221,411	455,509	493,845
TELECOMMUNICATIONS	522500	0	0	0	0	0	420
Appropriations Unit: Contractual		0	0	0	0	0	420
OFFICE SUPPLIES	531200	2,128	4,835	4,835	1,723	4,835	4,835
PRINTING/DUPPLICATION	531300	2,452	3,000	3,000	1,786	3,000	3,000
MILEAGE & TRAVEL	533900	1,387	1,500	1,500	2,356	1,500	1,500
STAFF DEVELOPMENT	543340	2,929	10,000	12,140	6,779	8,000	10,000
Appropriations Unit: Supplies		8,896	19,335	21,475	12,644	17,335	19,335
PUBLIC LIABILITY INS.	551300	1,613	1,621	1,621	1,621	1,621	1,703
PUBLIC OFFICIAL BOND	552250	50	50	50	0	50	0
Appropriations Unit: Fixed Charges		1,663	1,671	1,671	1,621	1,671	1,703
Total Expense for Busines Unit		446,115	476,515	478,655	235,676	474,515	515,303

BUSINESS UNIT: DIVISION OF LAND INFORMATION
FUND: 411 BUSINESS UNIT #: 17280

		(1)	(2)	(3)	(4)	(5)	(6)
		2015	2016	2016 Budget	2016	2016	2017 Proposed
Account Description:	OBJ:	Actual	Adopted Budget	Adopted & Modified 6/30	Actual as of 6/30	Projected at 12/31	Operating and Capital Budget
PRIOR YEAR EXPENSE	574000	(2,542)	0	0	0	0	0
Appropriations Unit: Grants/Contri		(2,542)	0	0	0	0	0

MAPPING	581800	128,676	0	0	0	0	153,577
SURVEYOR EXPENSE	581920	57,191	57,191	57,191	0	57,191	57,191
Appropriations Unit: Outlay		185,867	57,191	57,191	0	57,191	210,768
Total Expense for Business Unit		183,325	57,191	57,191	0	57,191	210,768

BUSINESS UNIT:	REVENUE: DIVISION OF LAND INFORMATION
FUND: 100	BUSINESS UNIT #: 17200

Account Description:	OBJ:	(1) 2015 Actual	(2) 2016 Adopted Budget	(3) 2016 Budget Adopted & Modified 6/30	(4) 2016 Actual as of 6/30	(5) 2016 Projected at 12/31	(6) 2017 Proposed Operating and Capital Budget
STATE GRANT-LAND INFO	445460	0	1,000	1,000	1,000	1,000	1,000
GIS REVENUE	445550	0	3,000	3,000	0	3,000	3,000
LAND INFO SYSTEMS FEE	445560	82,064	100,737	100,737	42,817	100,737	100,737
SALE OF MAPS/PLATS	445740	4,224	2,000	2,000	1,858	2,000	2,000
SUNDRY DEPARTMENT REVENUE	448520	0	1,000	1,000	0	1,000	1,000
CARRYOVER	449980	0	0	2,140	0	0	0
Appropriations Unit: Revenue		86,288	107,737	109,877	45,675	107,737	107,737
Total Funding for Business Unit		86,288	107,737	109,877	45,675	107,737	107,737

BUSINESS UNIT:	REVENUE: DIVISION OF LAND INFORMATION
FUND: 411	BUSINESS UNIT #: 17280

Account Description:	OBJ:	(1) 2015 Actual	(2) 2016 Adopted Budget	(3) 2016 Budget Adopted & Modified 6/30	(4) 2016 Actual as of 6/30	(5) 2016 Projected at 12/31	(6) 2017 Proposed Operating and Capital Budget
BONDING	440000	64,875	0	0	0	0	36,000
STATE GRANT-LAND INFO	445460	0	0	0	0	0	92,577
CARRYOVER	449980	0	0	0	0	0	25,000
Appropriations Unit: Revenue		64,875	0	0	0	0	153,577
Total Funding for Business Unit		64,875	0	0	0	0	153,577

Total Expenses for Business Unit	629,440	533,706	535,846	235,676	531,706	726,071
Total Revenue for Business Unit	(151,163)	(107,737)	(109,877)	(45,675)	(107,737)	(261,314)
Total Levy for Business Unit	478,277	425,969			423,969	464,757

2017 CAPITAL OUTLAY

DEPARTMENT	FUND	BUS. UNIT	OBJ.	ITEM/DESCRIPTION	QNTY	PROPOSED OUTLAY BUDGET
Executive - Land Information	411	17280	581800	LIDAR Mapping/Monumentation Program		\$153,577
Executive - Land Information	411	17280	581920	Surveyor Markers - Parts and Labor		\$57,191
						----- \$210,768

This page left blank intentionally

NON-DEPARTMENTAL

This business unit is used to account for revenues and expenditures that are not directly associated with or controlled by a specific department-operating budget.

- Employee Bonding
- Salary/Benefits
- Sales Tax
- State Shared Revenue
- Indirect Cost Revenue
- Other Miscellaneous Revenues

DEPT/DIV: DEPARTMENT OF FINANCE AND ADMINISTRATION

	(1) 2015 <u>Actual</u>	(2) 2016 Adopted <u>Budget</u>	(3) 2016 Budget Adopted & <u>Modified 6/30</u>	(4) 2016 Actual <u>as of 6/30</u>	(5) 2016 Projected <u>at 12/31</u>	(6) 2017 Proposed Operating and <u>Capital Budget</u>
Personnel	0	416,146	416,146	0	400,000	100,000
Fixed Charges	2,404	2,500	2,500	44,621	1,000	1,000
Grants/Contributions	594	0	24,339	52,043	28,000	0
Total Expenses for Business Unit	2,998	418,646	442,985	96,664	429,000	101,000
Total Revenue for Business Unit	(52,393,333)	(17,275,187)	(49,859,752)	(36,753,251)	(18,153,155)	(18,209,743)
Total Levy for Business Unit	(52,390,335)	(16,856,541)			(17,724,155)	(18,108,743)

DEPT/DIV: DEPARTMENT OF FINANCE AND ADMINISTRATION

BUSINESS UNIT: EXPENSE: NON-DEPARTMENTAL

FUND: 100 BUSINESS UNIT #: 15130

		(1)	(2)	(3)	(4)	(5)	(6)
		2015	2016	2016 Budget	2016	2016	2017 Proposed
Account Description:	OBJ:	Actual	Adopted Budget	Adopted & Modified 6/30	Actual as of 6/30	Projected at 12/31	Operating and Capital Budget
SALARY/BENEFITS	515650	0	416,146	416,146	0	400,000	100,000
Appropriations Unit: Personnel		0	416,146	416,146	0	400,000	100,000
EMPLOYEE BONDING	552200	2,188	2,500	2,500	1,000	1,000	1,000
TAXES	559100	216	0	0	43,621	0	0
Appropriations Unit: Fixed Charges		2,404	2,500	2,500	44,621	1,000	1,000
PRIOR YEAR EXPENSE	574000	594	0	0	27,704	28,000	0
BAD DEBT EXPENSE	574100	0	0	24,339	24,339	0	0
Appropriations Unit: Grants/Contri		594	0	24,339	52,043	28,000	0
Total Expense for Busines Unit		2,998	418,646	442,985	96,664	429,000	101,000

BUSINESS UNIT: REVENUE: NON-DEPARTMENTAL

FUND: 100 BUSINESS UNIT #: 15130

		(1)	(2)	(3)	(4)	(5)	(6)
		2015	2016	2016 Budget	2016	2016	2017 Proposed
Account Description:	OBJ:	Actual	Adopted Budget	Adopted & Modified 6/30	Actual as of 6/30	Projected at 12/31	Operating and Capital Budget
GEN. PROP. TAX	441110	32,336,921	0	32,560,226	32,552,943	0	0
SALES TAX	441200	13,983,359	12,725,000	12,725,000	4,120,820	13,667,733	13,650,000
SALES TAX RETAINED BY CTY	441210	95	75	75	41	75	75
SALE OF COUNTY PROPERTY	441250	19,051	0	0	0	0	0
SALE OF COPIES	441270	466	500	500	51	500	500
PMT IN LIEU OF TAXES	442120	26,429	27,222	27,222	29,344	30,000	28,035
STATE SHARED TAXES	442210	3,212,793	3,212,674	3,212,674	0	3,212,674	3,282,141
INDIRECT COSTS REVENUE-DHS	442350	778,855	770,000	770,000	0	700,000	700,000
INDIRECT COSTS REVENUE-JT SVS	442351	33,502	43,303	43,303	0	43,303	46,958
LAND FILL TIPPING FEE	444270	122,104	128,291	128,291	26,298	128,291	122,217
CITY PAYMENT - KPSB	444905	323,208	327,480	327,480	0	327,480	342,562
RESTITUTION ASSESSMENT 10%	445200	24,648	26,089	26,089	12,883	26,089	26,089
PAYROLL DEDUCTION REVENUES	445760	3,216	3,166	3,166	1,587	3,166	3,166

PROFIT/LOSS TAX DEED SALES	448310	19,688	1	1	(24,447)	0	0
SUNDRY DEPARTMENT REVENUE	448520	2,446	2,184	2,184	25,532	0	5,000
NSF SERVICE FEE	448530	4,441	4,844	4,844	1,261	4,500	3,000
RENTAL INCOME	448550	4,358	4,358	4,358	3,802	4,844	0
PRIOR YEAR REV/EXP	448600	300	0	0	3,136	4,500	0
CARRYOVER	449980	0	0	24,339	0	0	0
OPERATING TRANSFER IN	449991	1,497,453	0	0	0	0	0
Appropriations Unit: Revenue		52,393,333	17,275,187	49,859,752	36,753,251	18,153,155	18,209,743
Total Funding for Business Unit		52,393,333	17,275,187	49,859,752	36,753,251	18,153,155	18,209,743

Total Expenses for Business Unit	2,998	418,646	442,985	96,664	429,000	101,000
Total Revenue for Business Unit	(52,393,333)	(17,275,187)	(49,859,752)	(36,753,251)	(18,153,155)	(18,209,743)
Total Levy for Business Unit	(52,390,335)	(16,856,541)			(17,724,155)	(18,108,743)

BOARD OF ADJUSTMENT

The Board of Adjustment is a quasi-judicial committee authorized by state statutes. It is made up of five citizen members, and is responsible for hearing variance requests and administrative appeals to the Kenosha County General Zoning and Shoreland/Floodplain Zoning Ordinance. This committee also serves as the Sanitary Board of Appeals on variance matters relating the county's on-site waste disposal ordinance.

DEPT/DIV: BOARD OF ADJUSTMENT

	(1)	(2)	(3)	(4)	(5)	(6)
	2015	2016	2016 Budget	2016	2016	2017 Proposed
	Actual	Adopted	Adopted &	Actual	Projected	Operating and
		Budget	Modified 6/30	as of 6/30	at 12/31	Capital Budget
Personnel	3,391	6,190	6,190	1,453	6,190	6,190
Contractual	0	19,340	19,340	0	19,340	20,000
Supplies	1,716	2,000	2,000	767	2,000	2,000
Total Expenses for Business Unit	5,107	27,530	27,530	2,220	27,530	28,190
Total Revenue for Business Unit	0	(19,340)	(19,340)	0	(19,340)	(20,000)
Total Levy for Business Unit	5,107	8,190			8,190	8,190

DEPT/DIV: BOARD OF ADJUSTMENT

BUSINESS UNIT: BOARD OF ADJUSTMENT

FUND: 100 BUSINESS UNIT #: 18320

		(1)	(2)	(3)	(4)	(5)	(6)
		2015	2016	2016 Budget	2016	2016	2017 Proposed
Account Description:	OBJ:	Actual	Adopted Budget	Adopted & Modified 6/30	Actual as of 6/30	Projected at 12/31	Operating and Capital Budget
PER DIEM	514100	3,150	5,750	5,750	1,350	5,750	5,750
FICA	515100	241	440	440	103	440	440
Appropriations Unit: Personnel		3,391	6,190	6,190	1,453	6,190	6,190
LEGAL FEES	521200	0	19,340	19,340	0	19,340	20,000
Appropriations Unit: Contractual		0	19,340	19,340	0	19,340	20,000
MILEAGE & TRAVEL	533900	1,716	2,000	2,000	767	2,000	2,000
Appropriations Unit: Supplies		1,716	2,000	2,000	767	2,000	2,000
Total Expense for Business Unit		5,107	27,530	27,530	2,220	27,530	28,190

BUSINESS UNIT: REVENUE: BOARD OF ADJUSTMENT

FUND: 100 BUSINESS UNIT #: 18320

		(1)	(2)	(3)	(4)	(5)	(6)
		2015	2016	2016 Budget	2016	2016	2017 Proposed
Account Description:	OBJ:	Actual	Adopted Budget	Adopted & Modified 6/30	Actual as of 6/30	Projected at 12/31	Operating and Capital Budget
CARRYOVER	449980	0	19,340	19,340	0	19,340	20,000
Appropriations Unit: Revenue		0	19,340	19,340	0	19,340	20,000
Total Funding for Business Unit		0	19,340	19,340	0	19,340	20,000

Total Expenses for Business Unit	5,107	27,530	27,530	2,220	27,530	28,190
Total Revenue for Business Unit	0	(19,340)	(19,340)	0	(19,340)	(20,000)
Total Levy for Business Unit	5,107	8,190			8,190	8,190

INSURANCES

MISSION STATEMENT

Consistent with its mission to provide competitive wages and benefit packages, the Division of Personnel Services manages the County's self-insured employee health benefit, the self-insured worker's compensation benefit, and the short-term disability benefit.

INSURANCE

DIVISION	POSITION TITLE	CLASS TYPE	2013	2014	2015	2016	2017
	HUMAN RESOURCES ANALYST	E7	0.00	0.00	0.00	0.50	0.50
	RISK MANAGER/PERSONNEL ANALYST	NR-G	0.70	0.70	0.70	0.00	0.00
	HUMAN RESOURCES SPECIALIST	E3	0.00	0.00	0.00	0.50	0.50
	PERSONNEL SERVICES COORDINATOR	NR-C	0.50	0.50	0.50	0.00	0.00
	SENIOR ASSISTANT CORP. COUNSEL	E12	0.00	0.00	0.00	0.15	0.15
	EXECUTIVE SECRETARY CORP. COUNSEL	NE6	0.00	0.00	0.00	0.15	0.15
DIVISION TOTAL			1.20	1.20	1.20	1.30	1.30



County of Kenosha Insurance



DEPT/DIV: WORKERS COMP INSURANCE

	(1)	(2)	(3)	(4)	(5)	(6)
	2015	2016	2016 Budget	2016	2016	2017 Proposed
	Actual	Adopted	Adopted &	Actual	Projected	Operating and
		Budget	Modified 6/30	as of 6/30	at 12/31	Capital Budget
Personnel	24,876	50,971	50,971	16,287	50,971	53,508
Contractual	21,384	20,000	20,000	10,995	20,000	20,000
Supplies	0	500	500	0	500	500
Grants/Contributions	1,659,697	1,232,000	1,232,000	1,069,630	1,235,725	1,355,000
Total Expenses for Business Unit	1,705,957	1,303,471	1,303,471	1,096,912	1,307,196	1,429,008
Total Revenue for Business Unit	(1,705,957)	(1,303,471)	(1,303,471)	(1,353,006)	(1,319,813)	(1,429,008)
Total Levy for Business Unit	0	0			(12,617)	0

DEPT/DIV: WORKERS COMP INSURANCE

BUSINESS UNIT: WORKER COMP-INS RESERVE

FUND: 111 BUSINESS UNIT #: 15160

Account Description:	OBJ:	(1) 2015 Actual	(2) 2016 Adopted Budget	(3) 2016 Budget Adopted & Modified 6/30	(4) 2016 Actual as of 6/30	(5) 2016 Projected at 12/31	(6) 2017 Proposed Operating and Capital Budget
SALARIES	511100	17,055	35,207	35,207	16,287	35,207	36,294
FICA	515100	1,271	2,693	2,693	0	2,693	2,777
RETIREMENT	515200	1,188	2,324	2,324	0	2,324	2,468
MEDICAL INSURANCE	515400	5,344	10,688	10,688	0	10,688	11,943
LIFE INSURANCE	515500	18	59	59	0	59	26
Appropriations Unit: Personnel		24,876	50,971	50,971	16,287	50,971	53,508
OTHER PROFESSIONAL SVCS.	521900	21,384	20,000	20,000	10,995	20,000	20,000
Appropriations Unit: Contractual		21,384	20,000	20,000	10,995	20,000	20,000
STAFF DEVELOPMENT	543340	0	500	500	0	500	500
Appropriations Unit: Supplies		0	500	500	0	500	500
W/C CLAIMS PAID	575100	1,170,522	1,050,000	1,050,000	924,385	1,050,000	1,158,000
W/C LOST WAGES	575140	192,778	85,000	85,000	48,936	85,000	95,000
PROTECTIVE EQUIPMENT	575150	19,360	20,000	20,000	15,584	20,000	20,000
EXCESS INSURANCE W/C	575160	79,902	77,000	77,000	80,725	80,725	82,000
IBNR ADJUSTMENT EXPENSE	575300	197,135	0	0	0	0	0
Appropriations Unit: Grants/Contri		1,659,697	1,232,000	1,232,000	1,069,630	1,235,725	1,355,000
Total Expense for Busines Unit		1,705,957	1,303,471	1,303,471	1,096,912	1,307,196	1,429,008

BUSINESS UNIT: REVENUE: RESERVE - W/C INSURANCE

FUND: 111 BUSINESS UNIT #: 15160

Account Description:	OBJ:	(1) 2015 Actual	(2) 2016 Adopted Budget	(3) 2016 Budget Adopted & Modified 6/30	(4) 2016 Actual as of 6/30	(5) 2016 Projected at 12/31	(6) 2017 Proposed Operating and Capital Budget
INTEREST INCOME	448170	2,285	3,000	3,000	4,057	3,000	8,000
W/C INS. REVENUE	449600	1,703,672	1,300,471	1,300,471	1,332,607	1,300,471	1,401,008
STOP LOSS REIMBURSEMENT	449620	0	0	0	16,342	16,342	20,000
Appropriations Unit: Revenue		1,705,957	1,303,471	1,303,471	1,353,006	1,319,813	1,429,008

Total Funding for Business Unit	1,705,957	1,303,471	1,303,471	1,353,006	1,319,813	1,429,008
--	-----------	-----------	-----------	-----------	-----------	-----------

Total Expenses for Business Unit	1,705,957	1,303,471	1,303,471	1,096,912	1,307,196	1,429,008
Total Revenue for Business Unit	(1,705,957)	(1,303,471)	(1,303,471)	(1,353,006)	(1,319,813)	(1,429,008)
Total Levy for Business Unit	0	0			(12,617)	0

DEPT/DIV: HEALTH INSURANCE

	(1) 2015 Actual	(2) 2016 Adopted Budget	(3) 2016 Budget Adopted & Modified 6/30	(4) 2016 Actual as of 6/30	(5) 2016 Projected at 12/31	(6) 2017 Proposed Operating and Capital Budget
Personnel	48,811	49,269	49,269	16,265	49,269	50,045
Contractual	27,000	27,000	27,000	13,500	27,000	27,000
Supplies	55	0	0	0	0	0
Grants/Contributions	22,089,470	21,018,504	21,018,504	12,781,754	21,018,504	23,221,758
Total Expenses for Business Unit	22,165,336	21,094,773	21,094,773	12,811,519	21,094,773	23,298,803
Total Revenue for Business Unit	(22,165,334)	(21,094,773)	(21,094,773)	(10,565,288)	(21,094,773)	(23,298,803)
Total Levy for Business Unit	2	0			0	0

DEPT/DIV: HEALTH INSURANCE

BUSINESS UNIT: HEALTH-INSURANCE

FUND: 110 BUSINESS UNIT #: 15150

		(1)	(2)	(3)	(4)	(5)	(6)
		2015	2016	2016 Budget	2016	2016	2017 Proposed
Account Description:	OBJ:	Actual	Adopted Budget	Adopted & Modified 6/30	Actual as of 6/30	Projected at 12/31	Operating and Capital Budget
SALARIES	511100	33,395	33,691	33,691	16,265	33,691	33,563
FICA	515100	2,395	2,577	2,577	0	2,577	2,568
RETIREMENT	515200	2,273	2,224	2,224	0	2,224	2,282
MEDICAL INSURANCE	515400	10,688	10,688	10,688	0	10,688	11,543
LIFE INSURANCE	515500	60	89	89	0	89	89
Appropriations Unit: Personnel		48,811	49,269	49,269	16,265	49,269	50,045
OTHER PROFESSIONAL SVCS.	521900	27,000	27,000	27,000	13,500	27,000	27,000
Appropriations Unit: Contractual		27,000	27,000	27,000	13,500	27,000	27,000
STAFF DEVELOPMENT	543340	55	0	0	0	0	0
Appropriations Unit: Supplies		55	0	0	0	0	0
PRIOR YEAR EXPENSE	574000	1,391	0	0	0	0	0
HEALTH FLEX EXPENSE	575030	261,680	270,000	270,000	145,386	270,000	280,000
ADMINISTRATION EXPENSE	575040	8,118	8,500	8,500	3,798	8,500	8,500
SELF-INSURED ADMIN. EXP.	575051	2,237,329	2,100,000	2,100,000	474,040	2,100,000	2,600,000
CONSULTING EXPENSE	575060	38,443	120,000	120,000	41,713	120,000	80,000
PREMIUM/CLAIM EXP - CNTY PAID	575080	14,712,626	13,896,204	13,896,204	9,704,043	13,896,204	15,138,258
PRESCRIPTION DRUGS - SELF INS	575085	2,818,874	2,578,800	2,578,800	1,458,859	2,578,800	2,900,000
DENTAL EXPENSE	575088	80,868	105,000	105,000	50,097	105,000	125,000
PREMIUM EXPENSE - SELF PAID	575090	0	425,000	425,000	0	425,000	375,000
RETIREE PASSTHRU PREMIUM EXP	575155	901,050	950,000	950,000	498,149	950,000	950,000
SELF-PAID DENTAL PASS-THRU EXPENSE	575165	686,529	450,000	450,000	361,962	450,000	650,000
VISION INSURANCE PREMIUM	575170	80,562	115,000	115,000	43,707	115,000	115,000
IBNR ADJUSTMENT EXPENSE	575300	262,000	0	0	0	0	0
Appropriations Unit: Grants/Contri		22,089,470	21,018,504	21,018,504	12,781,754	21,018,504	23,221,758
Total Expense for Busines Unit		22,165,336	21,094,773	21,094,773	12,811,519	21,094,773	23,298,803

BUSINESS UNIT:	REVENUE: HEALTH INSURANCE
FUND: 110	BUSINESS UNIT #: 15150

Account Description:	OBJ:	(1) 2015 Actual	(2) 2016 Adopted Budget	(3) 2016 Budget Adopted & Modified 6/30	(4) 2016 Actual as of 6/30	(5) 2016 Projected at 12/31	(6) 2017 Proposed Operating and Capital Budget
DSS SPECIAL REVENUES	442990	79,688	123,000	123,000	0	123,000	120,000
EMPLOYEE HEALTH PREMIUM	449500	17,264,545	15,842,484	15,842,484	8,229,051	15,842,484	17,105,724
EMPLOYEE PAID DEP CARE	449530	23,940	35,000	35,000	14,871	35,000	35,000
EMP PAID HLT FLEX SPENDING	449540	240,180	235,000	235,000	121,299	235,000	245,000
RETIREE HEALTH PREMIUM	449550	322,327	425,000	425,000	584,956	425,000	375,000
COBRA(SELF PAY)HLTH PRM	449560	35,767	25,000	25,000	6,085	25,000	25,000
RETIREE HEALTH PREM. CO. PD.	449570	2,110,894	2,084,289	2,084,289	1,045,790	2,084,289	2,238,079
EMPLOYEE PREMIUM CONTRIBUTION	449585	605,321	810,000	810,000	276,957	810,000	1,440,000
EMPLOYEE PAID VISION INS	449590	125,686	115,000	115,000	43,736	115,000	115,000
RETIREE PASSTHRU PREMIUM REVENUE	449605	913,024	950,000	950,000	0	950,000	950,000
SELF-PAID DENTAL PASS-THRU REVENUE	449610	443,962	450,000	450,000	242,543	450,000	650,000
Appropriations Unit: Revenue		22,165,334	21,094,773	21,094,773	10,565,288	21,094,773	23,298,803
Total Funding for Business Unit		22,165,334	21,094,773	21,094,773	10,565,288	21,094,773	23,298,803

Total Expenses for Business Unit	22,165,336	21,094,773	21,094,773	12,811,519	21,094,773	23,298,803
Total Revenue for Business Unit	(22,165,334)	(21,094,773)	(21,094,773)	(10,565,288)	(21,094,773)	(23,298,803)
Total Levy for Business Unit	2	0			0	0

DEPT/DIV: HEALTH INSURANCE - COUNTY PAID RETIREE

	(1) 2015 <u>Actual</u>	(2) 2016 Adopted <u>Budget</u>	(3) 2016 Budget Adopted & <u>Modified 6/30</u>	(4) 2016 Actual <u>as of 6/30</u>	(5) 2016 Projected <u>at 12/31</u>	(6) 2017 Proposed Operating and <u>Capital Budget</u>
Personnel	1,816,000	2,084,289	2,084,289	1,045,790	2,095,675	2,286,254
Total Expenses for Business Unit	1,816,000	2,084,289	2,084,289	1,045,790	2,095,675	2,286,254
Total Revenue for Business Unit	294,894	0	0	0	0	0
Total Levy for Business Unit	2,110,894	2,084,289			2,095,675	2,286,254

DEPT/DIV: HEALTH INSURANCE - COUNTY PAID RETIREE

BUSINESS UNIT: HEALTH INSURANCE - COUNTY PAID RETIREE

FUND: 100 BUSINESS UNIT #: 15156

		(1)	(2)	(3)	(4)	(5)	(6)
		2015	2016	2016 Budget	2016	2016	2017 Proposed
Account Description:	OBJ:	Actual	Adopted Budget	Adopted & Modified 6/30	Actual as of 6/30	Projected at 12/31	Operating and Capital Budget
MEDICAL INSURANCE	515400	1,816,000	2,084,289	2,084,289	1,045,790	2,095,675	2,286,254
Appropriations Unit: Personnel		1,816,000	2,084,289	2,084,289	1,045,790	2,095,675	2,286,254
Total Expense for Business Unit		1,816,000	2,084,289	2,084,289	1,045,790	2,095,675	2,286,254

BUSINESS UNIT: REVENUE: HEALTH INSURANCE - COUNTY PAID RETIREES

FUND: 100 BUSINESS UNIT #: 15156

		(1)	(2)	(3)	(4)	(5)	(6)
		2015	2016	2016 Budget	2016	2016	2017 Proposed
Account Description:	OBJ:	Actual	Adopted Budget	Adopted & Modified 6/30	Actual as of 6/30	Projected at 12/31	Operating and Capital Budget
GEN. PROP. TAX	441110	(294,894)	0	0	0	0	0
Appropriations Unit: Revenue		(294,894)	0	0	0	0	0
Total Funding for Business Unit		(294,894)	0	0	0	0	0

Total Expenses for Business Unit	1,816,000	2,084,289	2,084,289	1,045,790	2,095,675	2,286,254
Total Revenue for Business Unit	294,894	0	0	0	0	0
Total Levy for Business Unit	2,110,894	2,084,289			2,095,675	2,286,254

DEPT/DIV: LIABILITY INSURANCE

	(1) 2015 <u>Actual</u>	(2) 2016 Adopted <u>Budget</u>	(3) 2016 Budget Adopted & <u>Modified 6/30</u>	(4) 2016 Actual <u>as of 6/30</u>	(5) 2016 Projected <u>at 12/31</u>	(6) 2017 Proposed Operating and <u>Capital Budget</u>
Personnel	9,186	30,393	30,393	0	30,393	34,719
Grants/Contributions	655,936	632,000	632,000	468,552	632,000	683,100
Total Expenses for Business Unit	665,122	662,393	662,393	468,552	662,393	717,819
Total Revenue for Business Unit	(665,120)	(662,393)	(662,393)	(497,215)	(662,715)	(717,819)
Total Levy for Business Unit	2	0			(322)	0

DEPT/DIV: LIABILITY INSURANCE
BUSINESS UNIT: LIABILITY-INS RESERVE
FUND: 112 BUSINESS UNIT #: 15170

		(1)	(2)	(3)	(4)	(5)	(6)
		2015	2016	2016 Budget	2016	2016	2017 Proposed
Account Description:	OBJ:	Actual	Adopted Budget	Adopted & Modified 6/30	Actual as of 6/30	Projected at 12/31	Operating and Capital Budget
SALARIES	511100	8,250	20,977	20,977	0	20,977	24,267
FICA	515100	140	1,604	1,604	0	1,604	1,857
RETIREMENT	515200	131	1,381	1,381	0	1,381	1,647
MEDICAL INSURANCE	515400	658	6,412	6,412	0	6,412	6,926
LIFE INSURANCE	515500	7	19	19	0	19	22
Appropriations Unit: Personnel		9,186	30,393	30,393	0	30,393	34,719
WMMIC PREMIUM	575200	307,095	343,100	343,100	323,301	343,100	343,100
LIABILITY CLAIMS PAID	575210	496,895	288,900	288,900	145,251	288,900	340,000
WMMIC IBNR	575300	(148,054)	0	0	0	0	0
Appropriations Unit: Grants/Contri		655,936	632,000	632,000	468,552	632,000	683,100
Total Expense for Business Unit		665,122	662,393	662,393	468,552	662,393	717,819

BUSINESS UNIT: REVENUE: RESERVE-LIABILITY INSURANCE
FUND: 112 BUSINESS UNIT #: 15170

		(1)	(2)	(3)	(4)	(5)	(6)
		2015	2016	2016 Budget	2016	2016	2017 Proposed
Account Description:	OBJ:	Actual	Adopted Budget	Adopted & Modified 6/30	Actual as of 6/30	Projected at 12/31	Operating and Capital Budget
LIAB INS INTEREST	448130	57	500	500	0	500	500
LIAB INS REVENUE	449650	494,901	496,893	496,893	497,215	497,215	522,319
OPERATING DIVIDEND REV.	449660	112,880	85,000	85,000	0	85,000	115,000
INTEREST REVENUE ON SIR ACCOUNT	449670	13,234	20,000	20,000	0	20,000	20,000
CAPITAL DIVIDEND REV.	449680	44,048	60,000	60,000	0	60,000	60,000
Appropriations Unit: Revenue		665,120	662,393	662,393	497,215	662,715	717,819
Total Funding for Business Unit		665,120	662,393	662,393	497,215	662,715	717,819

Total Expenses for Business Unit	665,122	662,393	662,393	468,552	662,393	717,819
Total Revenue for Business Unit	(665,120)	(662,393)	(662,393)	(497,215)	(662,715)	(717,819)
Total Levy for Business Unit	2	0			(322)	0

DEBT SERVICE

ACTIVITIES

This budget contains the principal and interest payments due in 2016 on general obligation debt that Kenosha County has outstanding at the present time and estimated 2016 borrowing.

	Total 2017	Governmental	Proprietary
Principal	13,185,000	13,185,000	-
Interest	3,133,096	2,494,296	638,800
Total P&I Per Ehler GO Debt Schedule	16,318,096	15,679,296	638,800
Back out Credits:			
Governmental Reserves	(1,273,530)	(1,273,530)	
Proprietary Brookside	(638,800)		(638,800)
Total Debt Service Levy	14,405,766	14,405,766	-

DEPT/DIV: DEBT SERVICE

	(1) 2015 Actual	(2) 2016 Adopted Budget	(3) 2016 Budget Adopted & Modified 6/30	(4) 2016 Actual as of 6/30	(5) 2016 Projected at 12/31	(6) 2017 Proposed Operating and Capital Budget
Debt Service	36,174,975	15,405,401	15,405,401	9,852,284	15,405,751	15,679,296
Total Expenses for Business Unit	36,174,975	15,405,401	15,405,401	9,852,284	15,405,751	15,679,296
Total Revenue for Business Unit	(36,911,314)	(679,025)	(15,405,401)	(14,726,376)	(679,025)	(1,273,530)
Total Levy for Business Unit	(736,339)	14,726,376			14,726,726	14,405,766

DEPT/DIV: DEBT SERVICE**BUSINESS UNIT: DEBT SERVICE****FUND: 300 BUSINESS UNIT #: 81010**

Account Description:	OBJ:	(1) 2015 Actual	(2) 2016 Adopted Budget	(3) 2016 Budget Adopted & Modified 6/30	(4) 2016 Actual as of 6/30	(5) 2016 Projected at 12/31	(6) 2017 Proposed Operating and Capital Budget
GENERAL- PRINCIPAL	561200	33,507,759	12,975,000	12,975,000	8,285,000	12,975,000	13,185,000
GENERAL - INTEREST	562200	2,432,802	2,430,401	2,430,401	1,566,934	2,430,401	2,494,296
DEBT SERVICE CHARGES	569100	234,414	0	0	350	350	0
Appropriations Unit: Debt Service		36,174,975	15,405,401	15,405,401	9,852,284	15,405,751	15,679,296
Total Expense for Business Unit		36,174,975	15,405,401	15,405,401	9,852,284	15,405,751	15,679,296

BUSINESS UNIT: REVENUE: DEBT SERVICE**FUND: 300 BUSINESS UNIT #: 81010**

Account Description:	OBJ:	(1) 2015 Actual	(2) 2016 Adopted Budget	(3) 2016 Budget Adopted & Modified 6/30	(4) 2016 Actual as of 6/30	(5) 2016 Projected at 12/31	(6) 2017 Proposed Operating and Capital Budget
GEN. PROP. TAX	441110	14,018,098	0	14,726,376	14,726,376	0	0
BAB - REBATE	448225	237,943	222,714	222,714	0	222,714	0
NOTE/BOND PROCEEDS	449010	21,555,000	0	0	0	0	0
PREMIUM ON BOND	449030	190,714	411,204	411,204	0	411,204	497,600
CARRYOVER	449980	0	45,107	45,107	0	45,107	582,319
RESERVES	449990	0	0	0	0	0	193,611
OPERATING TRANSFER IN	449991	909,559	0	0	0	0	0
Appropriations Unit: Revenue		36,911,314	679,025	15,405,401	14,726,376	679,025	1,273,530
Total Funding for Business Unit		36,911,314	679,025	15,405,401	14,726,376	679,025	1,273,530

Total Expenses for Business Unit	36,174,975	15,405,401	15,405,401	9,852,284	15,405,751	15,679,296
Total Revenue for Business Unit	(36,911,314)	(679,025)	(15,405,401)	(14,726,376)	(679,025)	(1,273,530)
Total Levy for Business Unit	(736,339)	14,726,376			14,726,726	14,405,766

KENOSHA COUNTY LIBRARY SYSTEM

BUDGET NARRATIVE

OVERVIEW:

The Kenosha County Library System (KCLS) is an agency of Kenosha County established according to Chapter 43 of the Wisconsin Statutes to provide for the extension and improvement of library services throughout the County. It is governed by a seven-member board appointed by the County Executive. KCLS carries out its objectives through service contracts with the Kenosha Public Library and the Community Library, which are the two public libraries in the county. Together, KCLS libraries provide service at six locations and through the Kenosha Public Library's bookmobile and outreach services. Kenosha Public Library serves as the system's Resource Library, providing administration, purchasing, and computer network services to the system.

KCLS libraries share a computer ILS (Integrated Library System) of patron accounts, bibliographic records, and modules for acquisitions control, inventory control, circulation, and serials. Member libraries share an inventory of 419,828 physical items, including magazines, newspapers, books, audiobooks, music CDs, films on DVD, as well as laptop computers, Kindles, energy meters, and developmental kits for children. KCLS provides support for the annual ILS contract which includes software upgrades and support. KCLS also provides support for hardware maintenance of the local database server, the telecommunications that allow ILS communication with all member libraries, and the public internet access provided by libraries throughout the county.

KCLS also supports member libraries through joint purchases of electronic media. Shared resources include electronic databases of magazines, newspaper and journal articles, music downloads, ebooks, e-audiobooks, language instruction, and test prep resources. The demand for these resources continues to grow, driving the need for updated technology and increased bandwidth.

WHAT'S NEW IN 2017

This proposed 2017 budget requests a county funding increase of 2.87% in keeping with the overall county budget guidelines. In particular, the library system requests an increase in support for digital library materials available to all county residents through both KCLS libraries. The State of Wisconsin biennial 2016-2018 budget maintains the current level of state support to library systems. The 2017 Library Services and Technology Act grant cycle, administered through the state, promises \$9,000 to KCLS for shared digital resources.

In 2017, KCLS merged its library catalog with the SHARE catalog administered through Lakeshores Library System. Kenosha County residents now enjoy direct access to a shared pool of 2 million library items. After a seven year decline in library checkouts, library use at

KCLS libraries jumped 5% in the first month after the merger and is staying strong. Downloads of e-books, magazines, and audiobooks is up 27%.

Major Objectives of the 2017 KCLS Budget

1. Reimburse 100% of the costs of non-resident use at the Kenosha Public Library and the Community Library.
2. Allocate state funds in 2017 to cover Internet, maintenance, and telecommunications expenses for the Kenosha County Library Computer Network.
3. Utilize state funds to purchase digital resources for use by all Kenosha County residents.
4. Maximize grant opportunities through LSTA.
5. Support delivery costs between Lakeshores Library System and Kenosha County Library System.

1. Reimburse Kenosha County Libraries for Non-Resident Use

Reimbursement for Non-Resident Use and the County Library Tax

The main KCLS program is to provide open and equal access for all County residents to the two public libraries in the County. The cost of open access is paid from County Library Tax revenue. The County Library Tax is levied only on those municipalities that do not maintain a local library. The City of Kenosha is exempt from the County Library Tax for 2017.

Exempt statuses for the villages of Silver Lake, Twin Lakes, and Paddock Lake, and the towns of Randall and Salem are yet to be determined.

Reimbursement Formula for Non-Resident Use

Kenosha County uses a statewide formula to reimburse the Community Library and the Kenosha Public Library for the cost of open access. This formula is based on data from the last completed year and takes the percent of annual non-resident usage as measured by checkouts at each library times the operating expenses of the library for that year, excluding capital costs and expenses paid from federal grants.

Reimbursement for Cross County Use amongst Kenosha, Walworth, and Racine Counties

KCLS also contracts with the Lakeshores Library System to provide access for Kenosha County residents at libraries in Racine and Walworth counties, as well as provide access for Lakeshores Library System users to Kenosha County libraries.

Cost Breakdown for Non Resident Use Payments

	2016	2017	% change
Kenosha Public Library	\$1,055,427	1,037,001	-1.75%
Community Library	\$ 181,171	190,464	5.13%
Lakeshores Library System	\$ 80,474	\$87,305	8.49%
TOTAL	\$1,317,072	\$1,314,770	-0.175%

1. Allocate State Funds to Support the County Library Computer Network

Share Costs of County Library Computer Network Central Site

The Kenosha Public Library houses and staffs the central site for the countywide library computer network at its own expense. Kenosha Public Library owns the system hardware and software, and uses KCLS funds to annually improve the network that supports public computing for all six KCLS library locations. Using state aid, KCLS pays the ongoing central site software maintenance costs for the integrated library system (ILS). The ILS is the computer program that manages the library inventory, patron, and transaction files for both public libraries in the County.

KCLS also uses state funds to pay the costs of the Internet link, telecommunications connections, and a portion of necessary hardware and software equipment maintenance for the wide area network on which the ILS and Internet access at county libraries resides.

In 2016, Community Library closed its Silver Lake branch, reducing the system's cost for broadband access. Lakeshores Library System now administers the servers that house the integrated library system software for the library catalog, reducing the costs associated with the countywide computer network. The new catalog comes at a cost increase, but offers vastly upgraded functions such as SMS notifications and seamless integration of e-book downloads.

Cost Breakdown for County Library Computer Network

	2016	2017	% change
Central Site ILS Contract	\$70,000	\$96,000	37%
Countywide Computer Network	\$40,000	\$35,000	-15%
Countywide Broadband	\$24,000	\$19,000	-25%
Internet Service (WiscNet)	\$5,000	\$5,000	0%
TOTAL	\$139,000	153,000	10%

2. Utilize State Funds to Purchase Digital Resources

As the public migrates to a digital reading platform, both KCLS public libraries continue to experience double digit expansion in the use of digital resources. These resources include a variety of reference and research tools such as genealogy databases, magazine and journal articles, Consumer Reports, Freegal Music and independent film. They also include e-books and audio books in Wisconsin Public Library Consortium's digital buying pool. In 2015, KCLS libraries jointly purchased Lynda.com, a rich database of video tutorials on business application software, project management, and digital technology instruction. Lynda.com serves as a major resource in workforce development for the county. The cooperative purchase of these resources is very practical, since they are not physically housed in any library and cannot be damaged through physical use. Instead, they are available over the Internet by all County residents at home, work, school, or any Kenosha County library building. \$97,300 is included in this budget to purchase these resources for use throughout the County. This reflects a 17% increase over the 2015 budget for digital resources. Use of these resources is up 27% in 2016.

3. Maximize Grant Opportunities

LSTA federal funding is once again available to supplement shared technology in 2017. KCLS expects to be granted \$9,000 to purchase additional copies of e-books.

4. Support delivery costs between Lakeshores Library System and Kenosha County Library System.

The success of our catalog merger with Lakeshores Library System has resulted in a dramatic increase in materials that need to be transferred daily between library system headquarters. KCLS has added a direct five day delivery route between Kenosha Public Library's Southwest Neighborhood Library location and the Racine Public Library to maximize delivery efficiency and deliver materials to our patrons quickly. This budget reflects an agreement with Lakeshores Library System to pay 50% of the cost of that delivery leg.

DEPT/DIV: LIBRARY SYSTEM

	(1) 2015 Actual	(2) 2016 Adopted Budget	(3) 2016 Budget Adopted & Modified 6/30	(4) 2016 Actual as of 6/30	(5) 2016 Projected at 12/31	(6) 2017 Proposed Operating and Capital Budget
Contractual	242,500	234,500	234,500	222,500	234,500	275,600
Supplies	1,634,819	1,706,928	1,706,928	853,465	1,706,928	1,702,865
Cost Allocation	1,014	0	0	0	0	0
Total Expenses for Business Unit	1,878,333	1,941,428	1,941,428	1,075,965	1,941,428	1,978,465
Total Revenue for Business Unit	(1,877,319)	(505,783)	(1,941,428)	(1,889,375)	(505,783)	(501,596)
Total Levy for Business Unit	1,014	1,435,645			1,435,645	1,476,869

DEPT/DIV: LIBRARY SYSTEM

BUSINESS UNIT: LIBRARY SYSTEM

FUND: 250 BUSINESS UNIT #: 61100

		(1)	(2)	(3)	(4)	(5)	(6)
		2015	2016	2016 Budget	2016	2016	2017 Proposed
Account Description:	OBJ:	Actual	Adopted Budget	Adopted & Modified 6/30	Actual as of 6/30	Projected at 12/31	Operating and Capital Budget
ACCOUNTING & AUDITING	521300	500	500	500	500	500	500
DATA PROCESSING COSTS	521400	242,000	234,000	234,000	222,000	234,000	275,100
Appropriations Unit: Contractual		242,500	234,500	234,500	222,500	234,500	275,600
COMMUNITY LIBRARY	534830	229,516	254,643	254,643	127,322	254,643	267,900
CONTRACTS	534850	77,505	80,474	80,474	40,237	80,474	87,305
RESOURCE LIBRARY SERVICES	534870	1,327,798	1,371,811	1,371,811	685,906	1,371,811	1,347,660
Appropriations Unit: Supplies		1,634,819	1,706,928	1,706,928	853,465	1,706,928	1,702,865
OPERATING TRANSFER OUT	599991	1,014	0	0	0	0	0
Appropriations Unit: Cost Allocation		1,014	0	0	0	0	0
Total Expense for Business Unit		1,878,333	1,941,428	1,941,428	1,075,965	1,941,428	1,978,465

BUSINESS UNIT: REVENUE: LIBRARY SYSTEM

FUND: 250 BUSINESS UNIT #: 61100

		(1)	(2)	(3)	(4)	(5)	(6)
		2015	2016	2016 Budget	2016	2016	2017 Proposed
Account Description:	OBJ:	Actual	Adopted Budget	Adopted & Modified 6/30	Actual as of 6/30	Projected at 12/31	Operating and Capital Budget
GEN. PROP. TAX	441110	1,396,036	0	1,435,645	1,435,645	0	0
COUNTY LIBRARY REVENUES	443550	398,675	419,675	419,675	410,675	419,675	407,675
LAKESHORES LIBRARY SYSTEM	443590	82,608	86,108	86,108	43,055	86,108	93,921
Appropriations Unit: Revenue		1,877,319	505,783	1,941,428	1,889,375	505,783	501,596
Total Funding for Business Unit		1,877,319	505,783	1,941,428	1,889,375	505,783	501,596

Total Expenses for Business Unit	1,878,333	1,941,428	1,941,428	1,075,965	1,941,428	1,978,465
Total Revenue for Business Unit	(1,877,319)	(505,783)	(1,941,428)	(1,889,375)	(505,783)	(501,596)
Total Levy for Business Unit	1,014	1,435,645			1,435,645	1,476,869

Grand Totals:

Grand Total All Expenses	244,573,558	218,660,142	248,092,052	107,793,866	239,214,270	233,520,289
Grand Total All Revenue	(247,946,813)	(155,137,350)	(247,996,140)	(117,955,105)	(177,645,044)	(168,174,373)
Grand Total All Levy		63,522,792			61,569,226	65,345,916

5 YEAR CAPITAL OUTLAY/BUDGET PLAN

Table of Contents

	Page
Table of Contents	CIP 1
Capital Outlay/Projects Plan	CIP 2
Outlay/Projects Plan Summary	
By Year	CIP 3
By Funding Source	CIP 4
Executive	
Information Technology	CIP 5 – 7
Land Information	CIP 8 - 10
Department of Finance and Administration	
Economic Development – KABA	CIP 11 - 12
Department of Human Services	
Brookside	CIP 13 – 14
Department of Public Works & Development Services	
Facilities Division	CIP 15 - 46
Golf Course Division	CIP 47 - 58
Parks Division	CIP 59 - 70
Highway Division	CIP 71 - 106
Capital Projects	CIP 107 - 109
Law Enforcement	
Sheriff	CIP 110 – 118
Various	
Miscellaneous items less than \$25,000	CIP 119 - 121
Summary Totals	CIP 122

Capital Outlay/Projects Plan

Mission:

- To plan for the long term capital needs of Kenosha County.
- Provide the financial analysis and review of capital projects including but not limited to the following:
 - New construction
 - Improvements to existing construction
 - Infrastructure maintenance
 - Major equipment and machinery purchases and installation

Policy:

- Major capital outlay/projects are defined as active or proposed expenditures in one or more specified plan years of an amount usually in excess of \$25,000 for a permanent fixed asset (building, land, improvement, equipment, furniture, etc). The County also borrows for outlay/projects between \$5,000 and \$25,000.
- These capital projects place an emphasis on planning for rather than reacting to crisis situations. Every effort is made to find alternative financing and funding to reduce anticipated borrowing for these projects.
- Capital outlay/project listed in future years are shown for INFORMATIONAL PURPOSES ONLY, as they are intended to provide a guideline for capital spending for future years. Periodic modifications will occur based on funding availability or circumstances which may require a more immediate time frame. The future projects items listed illustrate the long-range continued need to maintain the County's infrastructure and fund a sound fiscal replacement plan for the County's permanent fixed assets.

Five Year Capital Outlay/Projects Plan Summary-By Year

Department	Division	2017	For Informational Purposes Only				Total	Future Projects	Total Projects
			2018	2019	2020	2021			
Executive	Information Technology	\$3,273,910	\$2,900,000	\$3,500,000	\$2,000,000	\$2,000,000	\$13,673,910	\$0	\$13,673,910
Executive	Land Information	\$210,768	\$60,000	\$63,000	\$66,000	\$69,000	\$468,768	\$0	\$468,768
Finance/Administration	KABA	\$250,000	\$250,000	\$250,000	\$250,000	\$250,000	\$1,250,000	\$0	\$1,250,000
Human Services	Brookside Care Center	\$25,000	\$25,000	\$25,000	\$25,000	\$25,000	\$125,000	\$0	\$125,000
Human Services	Health	\$0	\$0	\$0	\$0	\$0	\$0	\$0	\$0
Public Works	Facilities	\$1,729,000	\$1,215,000	\$725,000	\$785,000	\$3,145,000	\$7,599,000	\$0	\$7,599,000
Public Works	Facilities - Safety Building	\$284,500	\$0	\$0	\$83,000	\$0	\$367,500	\$950,000	\$1,317,500
Public Works	Facilities - Human Services	\$100,000	\$43,000	\$0	\$126,000	\$86,000	\$355,000	\$125,000	\$480,000
Public Works	Golf	\$440,000	\$191,000	\$842,000	\$988,000	\$1,492,000	\$3,953,000	\$150,000	\$4,103,000
Public Works	Parks	\$349,000	\$519,000	\$427,000	\$315,000	\$459,500	\$2,069,500	\$11,545,000	\$13,614,500
Public Works	Highway	\$9,600,691	\$6,756,065	\$14,329,672	\$8,600,500	\$9,177,500	\$48,464,428	\$3,584,000	\$52,048,428
Public Works	Capital Projects	\$5,300,000	\$2,100,000	\$2,100,000	\$2,700,000	\$100,000	\$12,300,000	\$0	\$12,300,000
Law Enforcement	Sheriff	\$674,000	\$520,000	\$497,000	\$477,000	\$637,000	\$2,805,000	\$0	\$2,805,000
Law Enforcement	Joint Services	\$0	\$0	\$0	\$0	\$0	\$0	\$0	\$0
Various	Various	\$382,100	\$183,050	\$95,813	\$38,000	\$28,000	\$726,963	\$0	\$726,963
Expense		\$22,618,969	\$14,762,115	\$22,854,485	\$16,453,500	\$17,469,000	\$94,158,069	\$16,354,000	\$110,512,069
Bonding		\$18,995,000	\$14,000,000	\$17,800,000	\$16,000,000	\$17,000,000	\$83,795,000	\$12,286,800	\$96,081,800
Revenue		\$3,261,778	\$702,115	\$4,991,485	\$387,500	\$400,000	\$9,742,878	\$4,067,200	\$13,810,078
Carryover/Reserves		\$305,000	\$0	\$0	\$0	\$0	\$305,000	\$0	\$305,000
Levy Funded		\$57,191	\$60,000	\$63,000	\$66,000	\$69,000	\$315,191	\$0	\$315,191

Five Year Capital Outlay/Projects Plan Summary-By Funding Source

Department	Division	Total 5 Yr	Total 5 Yr	Total 5 Yr	Total 5 Yr	Total 5 Yr
		Capital Outlay	Bonding	Revenues	Carryover/Res	Levy Funded
Executive	Information Technology	\$13,673,910	\$13,673,910	\$0	\$0	\$0
Executive	Land Information	\$468,768	\$36,000	\$92,577	\$25,000	\$315,191
Finance & Administration	KABA-Economic Development	\$1,250,000	\$1,250,000	\$0	\$0	\$0
Human Services	Brookside Care Center	\$125,000	\$125,000	\$0	\$0	\$0
Human Services	Health	\$0	\$0	\$0	\$0	\$0
Public Works/Development Services	Facilities	\$7,599,000	\$7,599,000	\$0	\$0	\$0
Public Works/Development Services	Facilities- Safety Building	\$367,500	\$367,500	\$0	\$0	\$0
Public Works/Development Services	Facilities- Human Services	\$355,000	\$355,000	\$0	\$0	\$0
Public Works/Development Services	Golf	\$3,953,000	\$3,673,000	\$0	\$280,000	\$0
Public Works/Development Services	Parks	\$2,069,500	\$1,694,500	\$375,000	\$0	\$0
Public Works/Development Services	Highway	\$48,464,428	\$39,189,127	\$9,275,301	\$0	\$0
Public Works/Development Services	Capital Projects	\$12,300,000	\$12,300,000	\$0	\$0	\$0
Law Enforcement	Sheriff	\$2,805,000	\$2,805,000	\$0	\$0	\$0
Law Enforcement	Joint Services	\$0	\$0	\$0	\$0	\$0
Various	Various	\$726,963	\$726,963	\$0	\$0	\$0
TOTALS		\$94,158,069	\$83,795,000	\$9,742,878	\$305,000	\$315,191

Kenosha County Five Year Capital Outlay/Projects Plan

PROJECT TITLE	Detail Reference Number	2017 Proposed Capital	2018 For Information Only	2019 For Information Only	2020 For Information Only	2021 For Information Only	TOTAL FIVE YEAR	FUTURE PROJECTS
---------------	-------------------------------	-----------------------------	---------------------------------	---------------------------------	---------------------------------	---------------------------------	--------------------	--------------------

EXECUTIVE

Information Technology

ERP Replacement	Info-Tech 1	\$700,000	\$1,500,000	\$1,700,000			\$3,900,000	
County-Wide - Computer and Telecommunications	Info-Tech 2	\$2,573,910	\$1,400,000	\$1,800,000	\$2,000,000	\$2,000,000	\$9,773,910	
Expense		\$3,273,910	\$2,900,000	\$3,500,000	\$2,000,000	\$2,000,000	\$13,673,910	\$0
Bonding		\$3,273,910	\$2,900,000	\$3,500,000	\$2,000,000	\$2,000,000	\$13,673,910	\$0
Revenue		\$0	\$0	\$0	\$0	\$0	\$0	\$0
Carryover/Reserves		\$0	\$0	\$0	\$0	\$0	\$0	\$0
Levy Funded		\$0	\$0	\$0	\$0	\$0	\$0	\$0

Project #	Info Tech-1	Project Title:	ERP Replacement
Department:	Executive	Department Head:	David Geertsen
Division:	Information Technology	Project Manager:	Martin Lacock

Project Scope and Description:

Replace the Kenosha County ERP functions currently utilizing JD Edwards with new and improved technology. Services to be modernized with a new system include: general accounting, account payable, vendor management, financial reporting, procurement, modeling, planning and budgeting. A critical system upgrade such as this will impact all areas of the County.

Location

All Kenosha County buildings.

Analysis of Need:

JD Edwards was implemented in 1996 and while Kenosha County IT has maintained the latest application version level, the framework is becoming dated. Talent to maintain the current system is becoming harder to acquire and a need to move to a new platform is apparent. Kenosha County IT has made a strategic decision to migrate all services off of the iSeries platform. As JD Edwards is housed on the iSeries, the identification and implementation of an alternative solution is necessary.

ERP is a critical system for the proper planning, budgeting, and maintaining a functional business operation. Functions and features available in new ERP systems provide a significant improvement over existing capabilities. Through better data tracking, reporting, and software tools, Kenosha County will see improved efficiency in several fiscal areas.

Alternatives:

Continual operation on JD Edwards is possible with significant investment in the iSeries platform. The iSeries hardware was implemented in 2005 and is two (2) hardware and software revisions behind. The current OS software end of life has been announced and will need to be upgraded to maintain long-term operation. Time consuming limitations of the JD Edwards system will continue to hinder the County's ability to promote agility and properly informed business decisions.

Ongoing Operating Costs:

Estimated 20% purchase price for ongoing maintenance and support.

Cost Documentation	Funding
Consultant \$3,900,000 Estimate	Bonding \$3,900,000

Capital Budget Summary

Year	2017	2018	2019	2020	2021	Total 2017-2021
Expense	\$700,000	\$1,500,000	\$1,700,000			\$3,900,000
Bonding	\$700,000	\$1,500,000	\$1,700,000			\$3,900,000
Revenue						
Carryover/Reserves						
Levy Funded						

Project #	Info Tech-2	Project Title:	Countywide Computer and
Department:	Executive	Department Head:	Telecommunications
Division:	Information Technology	Project Manager:	David Geertsen
			Martin Lacock

Project Scope and Description:

This includes software and hardware support for data, voice, and video needs for all Kenosha County Departments. Project scope includes: cash collections control, property tax and KALM system upgrades and modifications; Human Services systems upgrades and modifications; Fiscal and Payroll systems upgrades and modifications; countywide network upgrades and new and replacements of software and hardware; Law Enforcement, Courts and Judicial systems upgrades and modifications; countywide and departmental projects; and data processing services.

Location:

All Kenosha County buildings.

Analysis of Need:

Every department and employee depends on one or more computer systems to perform their job on a daily basis. In many cases, tasks take minutes versus days. We need to maintain the equipment and software programs that staff are using to service and communicate with the public. Each year departments request more than we can afford but we select based on countywide need what we must accomplish during the year to maintain existing systems and maximize countywide efficiency.

We are replacing our PCs every 5 years. This allows replacement to occur before they are off warranty. This is longer than we would ideally like to have them in operation however, due to our budget constraints this is necessary. As long as they are on warranty, we do not pay for replacement parts. We have worked very hard to standardize the operating system and office suite. Multiple versions of operating systems and office suites increase maintenance and support costs so it is more cost effective to upgrade these products all at once every four to five years.

Alternatives:

Manual processes versus automated systems. Some examples; cash receipting, mapping, case management; client tracking; payroll and A/P processing; typewriter versus PC word processing; U.S. mail versus e-mail; paper storage versus images; library research versus Internet. Network implementations, upgrades, and issues are not identified, troubleshooted, and repaired as timely as department needs them to be.

Ongoing Operating Costs:

Major equipment and systems require maintenance/support contracts.

Cost Documentation	Funding
Hardware, software and communication equipment upgrades	Bonding \$9,773,910
\$9,773,910	

Year	2017	2018	2019	2020	2021	Total 2017-2021
Expense	\$2,573,910	\$1,400,000	\$1,800,000	\$2,000,000	\$2,000,000	\$9,773,910
Bonding	\$2,573,910	\$1,400,000	\$1,800,000	\$2,000,000	\$2,000,000	\$9,773,910
Revenue						
Carryover/Reserves						
Levy Funded						

Kenosha County Five Year Capital Outlay/Projects Plan

PROJECT TITLE	Detail Reference Number	2017 Proposed Capital	2018 For Information Only	2019 For Information Only	2020 For Information Only	2021 For Information Only	TOTAL FIVE YEAR	FUTURE PROJECTS
---------------	-------------------------------	-----------------------------	---------------------------------	---------------------------------	---------------------------------	---------------------------------	--------------------	--------------------

Land Information

Surveyor - Markers, Parts and Labor	Land Info-1	\$57,191	\$60,000	\$63,000	\$66,000	\$69,000	\$315,191	
LIDAR Mapping/Monumentation Program	Land Info-2	\$153,577					\$153,577	
Expense		\$210,768	\$60,000	\$63,000	\$66,000	\$69,000	\$468,768	\$0
Bonding		\$36,000	\$0	\$0	\$0	\$0	\$36,000	\$0
Revenue		\$92,577	\$0	\$0	\$0	\$0	\$92,577	\$0
Carryover/Reserves		\$25,000	\$0	\$0	\$0	\$0	\$25,000	\$0
Levy Funded		\$57,191	\$60,000	\$63,000	\$66,000	\$69,000	\$315,191	\$0

TOTAL EXECUTIVE								
Expense		\$3,484,678	\$2,960,000	\$3,563,000	\$2,066,000	\$2,069,000	\$14,142,678	\$0
Bonding		\$3,309,910	\$2,900,000	\$3,500,000	\$2,000,000	\$2,000,000	\$13,709,910	\$0
Revenue		\$92,577	\$0	\$0	\$0	\$0	\$92,577	\$0
Carryover/Reserves		\$25,000	\$0	\$0	\$0	\$0	\$25,000	\$0
Levy Funded		\$57,191	\$60,000	\$63,000	\$66,000	\$69,000	\$315,191	\$0

Project #	Land Info-1	Project Title:	Surveyor - Markers, Parts and Labor
Department:	Executive	Department Head:	Martin Lacock
Division:	Land Information	Project Manager:	Al Brokmeier

Project Scope and Description:

The countywide survey monumentation program provides the foundation for all of the County's mapping and geographic information systems activities. This program provides a means of replacing or repairing disturbed/missing monument infrastructure, as well as providing critical documentation for the entire system. SEWRPC is contracted to provide this service.

Location:

County-Wide

Analysis of Need:

Program funds are used to perpetuate the monumentation framework which is the basis for land survey activities and countywide mapping projects. Failure to fund the program would seriously undermine system integrity and jeopardize accuracy and timeliness of future mapping projects as well as lead to higher development costs.

Alternatives:

Continue to work with present monumentation program with aging data and elements.

Ongoing Operating Costs:

Funding as outlined in the capital outlay/projects plan.

Cost Documentation		Funding	
Total Cost	\$315,191	Levy Funding	\$315,191

Capital Budget Summary

Year	2017	2018	2019	2020	2021	Total 2017-2021
Expense	\$57,191	\$60,000	\$63,000	\$66,000	\$69,000	\$315,191
Bonding						
Revenue						
Carryover/Reserves						
Levy Funded	\$57,191	\$60,000	\$63,000	\$66,000	\$69,000	\$315,191

Project #	Land Info-2	Project Title:	LIDAR Mapping/Monumentation Program
Department:	Executive	Department Head:	Martin Lacock
Division:	Land Information	Project Manager:	Al Brokmeier

Project Scope and Description:

LIDAR stands for "Light Detection and Ranging." LIDAR is a highly sophisticated technology using laser pulses during aerial flights to measure land elevations and topography. The information captured is utilized by various land professionals such as surveyors, engineers and construction professionals.

Kenosha, Racine and 5 Illinois counties are pursuing a joint venture to fly LIDAR and secure federal funding. Due to proximity and project parameters of the two counties, Lake County will be flying and paying for 124 square miles of the 279 square miles that comprise Kenosha county. Kenosha will be responsible for charges attached to the remaining 155 square miles.

The Kenosha County survey monumentation program provides the foundation for all mapping and geographic information activities. The current coordinate values are based on data from 1927, while the most current version is based on data from 1983. The seven county consortium that constitutes SEWRPC, have agreed to move from the 1927 to the 1983 data sets. Updating coordinate values is extremely important as it guarantees the integrity and consistency of the data which transferred both to and from local and statewide agencies. Federal and state government, along with the majority of the counties within the State already use the 1983 projection for monumentation. Grant monies will be used to fund this project.

Location:

Land Information Office

Analysis of Need:

Current available land information is not current and must be updated to better serve employees, contractors and developers.

Alternatives:

Continue with present information. Mapping activities have occurred in prior years. Information is dated and technology has improved.

Cost Documentation		Funding	
Total Cost	\$153,577	Bonding	\$36,000
		Carryover	\$25,000
		Grant	\$92,577

Capital Budget Summary

Year	2017	2018	2019	2020	2021	Total 2017-2021
Expense	\$153,577					\$153,577
Bonding	\$36,000					
Revenue	\$92,577					
Carryover/Reserves	\$25,000					
Levy Funded	\$0	\$0	\$0	\$0	\$0	\$0

Kenosha County Five Year Capital Outlay/Projects Plan

PROJECT TITLE	Detail Reference Number	2017 Proposed Capital	2018 For Information Only	2019 For Information Only	2020 For Information Only	2021 For Information Only	TOTAL FIVE YEAR	FUTURE PROJECTS
---------------	-------------------------------	-----------------------------	---------------------------------	---------------------------------	---------------------------------	---------------------------------	--------------------	--------------------

FINANCE & ADMINISTRATION

KABA- Economic Development

KABA- Economic Development	KABA-1	\$250,000	\$250,000	\$250,000	\$250,000	\$250,000	\$1,250,000	
Expense		\$250,000	\$250,000	\$250,000	\$250,000	\$250,000	\$1,250,000	\$0
Bonding		\$250,000	\$250,000	\$250,000	\$250,000	\$250,000	\$1,250,000	\$0
Revenue		\$0	\$0	\$0	\$0	\$0	\$0	\$0
Carryover/Reserves		\$0	\$0	\$0	\$0	\$0	\$0	\$0
Levy Funded		\$0	\$0	\$0	\$0	\$0	\$0	\$0

TOTAL FINANCE & ADMINISTRATION								
Expense		\$250,000	\$250,000	\$250,000	\$250,000	\$250,000	\$1,250,000	\$0
Bonding		\$250,000	\$250,000	\$250,000	\$250,000	\$250,000	\$1,250,000	\$0
Revenue		\$0	\$0	\$0	\$0	\$0	\$0	\$0
Carryover/Reserves		\$0	\$0	\$0	\$0	\$0	\$0	\$0
Levy Funded		\$0	\$0	\$0	\$0	\$0	\$0	\$0

Project #	KABA-1	Project Title:	KABA Economic Development
Department:	Finance & Administration	Department Head:	David Geertsen
Division:	KABA - Economic Development	Project Manager:	David Geertsen

Project Scope and Description:

Capital funding used to expand or attract businesses to Kenosha County. High Impact Fund.

Location:

Kenosha County

Analysis of Need:

Kenosha County wishes to continue a sustained, concerted effort to promote the standard of living and economic health of the region. This effort could involve multiple areas including development of human capital, critical infrastructure, and regional competitiveness.

Alternatives:

Rely on existing efforts of KABA to promote and attract new business to Kenosha County.

Ongoing Operating Costs:

None

Cost Documentation	Funding
Allocation \$1,250,000	Bonding \$1,250,000

Capital Budget Summary

	2017	2018	2019	2020	2021	Total 2017-2021
Year						
Expense	\$250,000	\$250,000	\$250,000	\$250,000	\$250,000	\$1,250,000
Bonding	\$250,000	\$250,000	\$250,000	\$250,000	\$250,000	\$1,250,000
Revenue						
Carryover/Reserves						
Levy Funded						

Kenosha County Five Year Capital Outlay/Projects Plan

PROJECT TITLE	Detail Reference Number	2017 Proposed Capital	2018 For Information Only	2019 For Information Only	2020 For Information Only	2021 For Information Only	TOTAL FIVE YEAR	FUTURE PROJECTS
---------------	-------------------------------	-----------------------------	---------------------------------	---------------------------------	---------------------------------	---------------------------------	--------------------	--------------------

DEPARTMENT OF HUMAN SERVICES

DHS - Brookside

Bed Replacements	Brookside-1	\$25,000	\$25,000	\$25,000	\$25,000	\$25,000	\$125,000	
Expense		\$25,000	\$25,000	\$25,000	\$25,000	\$25,000	\$125,000	\$0
Bonding		\$25,000	\$25,000	\$25,000	\$25,000	\$25,000	\$125,000	\$0
Revenue		\$0	\$0	\$0	\$0	\$0	\$0	\$0
Carryover/Reserves		\$0	\$0	\$0	\$0	\$0	\$0	\$0
Levy Funded		\$0	\$0	\$0	\$0	\$0	\$0	\$0

Project #	Brookside-1	Project Title:	Bed Replacements
Department:	Human Services	Department Head:	John Jansen
Division:	Brookside	Project Manager:	Fran Petrick

Project Scope and Description:

Replace resident beds.

Location:

Brookside Care Center

Analysis of Need:

Resident beds are replaced on an ongoing basis to ensure usability, safety and comfort.

Alternatives:

Continue to use existing beds.

Ongoing Operating Costs:

Maintain current equipment. This has been a standard, ongoing program for the Brookside facility.

Cost Documentation	Funding
Supplier Estimate \$125,000	Bonded \$125,000

Capital Budget Summary

Year	2017	2018	2019	2020	2021	Total 2017-2021
Expense	\$25,000	\$25,000	\$25,000	\$25,000	\$25,000	\$125,000
Bonding	\$25,000	\$25,000	\$25,000	\$25,000	\$25,000	\$125,000
Revenue						\$0
Carryover/Reserves						\$0
Levy Funded	\$0	\$0	\$0	\$0	\$0	\$0

Kenosha County Five Year Capital Outlay/Projects Plan

PROJECT TITLE	Detail Reference Number	2017 Proposed Capital	2018 For Information Only	2019 For Information Only	2020 For Information Only	2021 For Information Only	TOTAL FIVE YEAR	FUTURE PROJECTS
---------------	-------------------------------	-----------------------------	---------------------------------	---------------------------------	---------------------------------	---------------------------------	--------------------	--------------------

DEPARTMENT OF PUBLIC WORKS & DEVELOPMENT SERVICES

Facilities Division

Upgrade Tracer Software	Facilities-1	\$29,000					\$29,000	
Building Shell - Pretrial	Facilities-2	\$50,000					\$50,000	
Replace Highway Department Fuel System	Facilities-3	\$250,000					\$250,000	
Civic Center Development Project	Facilities-4	\$300,000					\$300,000	
Renovation of Courtrooms	Facilities-5	\$450,000	\$450,000	\$450,000	\$225,000		\$1,575,000	
Roof Replacements - Various Buildings	Facilities-6	\$550,000				\$2,175,000	\$2,725,000	
New Bathrooms - Visitation Area - KCDC	Facilities-7		\$30,000				\$30,000	
Replace Joint Sealants - Parking Structure	Facilities-8		\$35,000				\$35,000	
HVAC Study	Facilities-9		\$50,000				\$50,000	
Replace Boilers/Hot Water System - Molinaro	Facilities-10		\$60,000				\$60,000	
KCC - Replace Hoists in Mechanics Area	Facilities-11		\$81,000				\$81,000	
Install Exterior LED Lights - KCC & KCDC	Facilities-12		\$127,000				\$127,000	
Install Showers in Isolation Area - KCDC	Facilities-13		\$140,000				\$140,000	
Replace HVAC Units - Molinaro and Pretrial	Facilities-14		\$142,000				\$142,000	
Employee West Entrance Covering - KCC	Facilities-15			\$50,000			\$50,000	
Install ADA Ramp - Molinaro North Entrance	Facilities-16			\$125,000			\$125,000	
Replace Roof Top Unit - Courthouse	Facilities-17				\$160,000		\$160,000	
Plumbing System Replacement - KCDC	Facilities-18				\$300,000	\$300,000	\$600,000	
Remodel Washrooms - Courthouse	Facilities-19					\$270,000	\$270,000	
Replace Heat Pumps - KCAB	Facilities-20					\$300,000	\$300,000	
HVAC Equipment Replacements	Facilities-21	\$100,000	\$100,000	\$100,000	\$100,000	\$100,000	\$500,000	
Expense		\$1,729,000	\$1,215,000	\$725,000	\$785,000	\$3,145,000	\$7,599,000	\$0
Bonding		\$1,729,000	\$1,215,000	\$725,000	\$785,000	\$3,145,000	\$7,599,000	\$0
Revenue		\$0	\$0	\$0	\$0	\$0	\$0	\$0
Carryover/Reserves		\$0	\$0	\$0	\$0	\$0	\$0	\$0
Levy Funded		\$0	\$0	\$0	\$0	\$0	\$0	\$0

Project #	Facilities-1	Project Title:	Upgrade Tracer Software
Department:	DPWDS	Department Head:	Ray Arbet
Division:	Facilities	Project Manager:	Mike Schrandt

Project Scope and Description:

Upgrade Tracer software used by Facility personnel to monitor and adjust building controls.

Location:

All Kenosha facilities.

Analysis of Need:

The current version of software in use is outdated and new functionality has been introduced. The new software has many improvements resulting in better controls and efficiencies.

Alternatives:

Continue to use current software.

Ongoing Operating Costs:

None currently. Previous upgrades have been made in prior years.

Cost Documentation	Funding
Facilities Estimate \$29,000	Bonding \$29,000

Capital Budget Summary

Year	2017	2018	2019	2020	2021	Total 2017-2021
Expense	\$29,000					\$29,000
Bonding	\$29,000					\$29,000
Revenue						
Carryover/Reserves						
Levy Funded						

Project #	Facilities-2	Project Title:	Building Shell - Pretrial
Department:	DPWDS	Department Head:	Ray Arbet
Division:	Facilities	Project Manager:	Mike Schrandt

Project Scope and Description:

Rebuild building shell located at southwest corner of the pre-trial facility to prevent further cracking.

Location:

Kenosha County Pre-Trial Building

Analysis of Need:

There is cracking in the building shell of the pre-trial facility caused by the building settling.

The work to be done to remedy the situation is somewhat extensive and more than just a repair.

The shell must be fixed and sections replaced.

Ongoing Operating Costs:

Patch and repair as needed.

Cost Documentation	Funding
Contractor Estimate: \$50,000	Bonding: \$50,000

Capital Budget Summary

Year	2017	2018	2019	2020	2021	Total 2017-2021
Expense	\$50,000					\$50,000
Bonding	\$50,000					\$50,000
Revenue						
Carryover/Reserves						
Levy Funded						

Project #	Facilities-3	Project Title:	Replace Highway Dept. Fuel System
Department:	DPWDS	Department Head:	Ray Arbet
Division:	Facilities	Project Manager:	Gary Sipsma

Project Scope and Description:

Replace fuel tanks and fuel island used by the Highway and other County Departments.

Location:

Kenosha County Center

Analysis of Need:

Current fuel system is past it's useful life and ongoing repairs are increasing in number and costs.

The existing system is original equipment to the building. Newer, more efficient systems are available.

Alternatives:

Continue to repair existing system.

Ongoing Operating Costs:

Repair and maintenance expenses related to existing equipment.

Cost Documentation		Funding	
Contractor Estimate	\$250,000	Bonding	\$250,000

Capital Budget Summary

Year	2017	2018	2019	2020	2021	Total 2017-2021
Expense	\$250,000					\$250,000
Bonding	\$250,000					\$250,000
Revenue						
Carryover/Reserves						
Levy Funded						

Project #	Facilities-4	Project Title:	Civic Center Development Project
Department:	DPWDS	Department Head:	Ray Arbet
Division:	Facilities	Project Manager:	Frank Martinelli

Project Scope and Description:

Costs associated with the development of the Civic Center area including, but not limited to, acquisition of buildings, demolition of buildings, movement of utilities, construction of parking lots and landscaping.

Location:

Civic Center

Analysis of Need:

The condition and appearance of the Civic Center area affects the County's opportunities to market the community, increase operating efficiencies and beautify the area. There is a long-term focus to this project.

Ongoing Operating Costs:

None. Prior purchases of land and buildings in the Civic Center area.

Cost Documentation		Funding	
Administrative Estimate	\$300,000	Bonding	\$300,000

Capital Budget Summary

Year	2017	2018	2019	2020	2021	Total 2017-2021
Expense	\$300,000					\$300,000
Bonding	\$300,000					\$300,000
Revenue						
Carryover/Reserves						
Levy Funded						

Project #	Facilities-5	Project Title:	Renovation of Courtrooms
Department:	DPWDS	Department Head:	Ray Arbet
Division:	Facilities	Project Manager:	Mike Schrandt

Project Scope and Description:

Renovate courtrooms. Modernize layout, replace furniture and equipment, renovate back office areas.

Location:

Kenosha County Courthouse.

Analysis of Need:

Existing courtrooms are old and inefficient. To meet the needs of the judges, attorneys and law enforcement officials, the existing facilities must be modernized and updated. This plan covers four courtrooms at approximately \$450,000 each.

2016/17- Branch 4

2017/18- Branch 1

2018/19- TBD

2019/20- TBD

Ongoing Operating Costs:

Maintain existing courtrooms.

Cost Documentation	Funding
Facilities Estimate \$1,575,000	Bonding \$1,575,000

Capital Budget Summary

Year	2017	2018	2019	2020	2021	Total 2017-2021
Expense	\$450,000	\$450,000	\$450,000	\$225,000		\$1,575,000
Bonding	\$450,000	\$450,000	\$450,000	\$225,000		\$1,575,000
Revenue						
Carryover/Reserves						
Levy Funded						

Project #	Facilities-6	Project Title:	Roof Replacements - Various Buildings
Department:	DPWDS	Department Head:	Ray Arbet
Division:	Facilities	Project Manager:	Mike Schrandt

Project Scope and Description:

Replace roofs at various County buildings per recommendation of roof consultant.

Location:

Kenosha County Center, Public Safety Building, Pre-trial and Kenosha County Detention Center.

Analysis of Need:

Existing roofs are past useful lives and in need of replacement.

The roofs to be replaced are:

2017- KCC Office

2021- PSB, Pre-trial

2021- KCDC - Phase I

2021- KCDC - Phase II

Ongoing Operating Costs:

Patching and repair costs.

Cost Documentation	Funding		
Consultant Estimate	\$2,725,000	Bonding	\$2,725,000

Capital Budget Summary

Year	2017	2018	2019	2020	2021	Total 2017-2021
Expense	\$550,000				\$2,175,000	\$2,725,000
Bonding	\$550,000				\$2,175,000	\$2,725,000
Revenue						
Carryover/Reserves						
Levy Funded						

Project #	Facilities-7	Project Title:	New Bathrooms - Visitation Area KCDC
Department:	DPWDS	Department Head:	Ray Arbet
Division:	Facilities	Project Manager:	Mike Schrandt

Project Scope and Description:

Install bathrooms in the visitation area at the Kenosha County Detention Center.

Location:

Kenosha County Detention Center.

Analysis of Need:

There are currently no bathrooms in this area. If needed, prisoners must be taken to other areas, which presents a security risk. There is space available that can be remodeled to serve as bathrooms.

Alternatives:

Continue to use current facilities.

Ongoing Operating Costs:

General cleaning and maintenance.

Cost Documentation	Funding		
Facilities Estimate	\$30,000	Bonding	\$30,000

Capital Budget Summary

Year	2017	2018	2019	2020	2021	Total 2017-2021
Expense		\$30,000				\$30,000
Bonding		\$30,000				\$30,000
Revenue						
Carryover/Reserves						
Levy Funded						

Project #	Facilities-8	Project Title:	Replace Joint Sealants - Parking Structure
Department:	DPWDS	Department Head:	Ray Arbet
Division:	Facilities	Project Manager:	Mike Schrandt

Project Scope and Description:

The County parking structure, which services Civic Center employees, jurors and visitors, is experiencing deterioration of the joint sealants of the building shell.

Location:

Parking Structure

Analysis of Need:

There are safety concerns if significant deterioration continues endangering employees and visitors.

Ongoing Operating Costs:

Patching and repair costs.

Cost Documentation	Funding		
Facilities Estimate	\$35,000	Bonding	\$35,000

Capital Budget Summary

Year	2017	2018	2019	2020	2021	Total 2017-2021
Expense		\$35,000				\$35,000
Bonding		\$35,000				\$35,000
Revenue						
Carryover/Reserves						
Levy Funded						

Project #	Facilities-9	Project Title:	HVAC Study
Department:	DPWDS	Department Head:	Ray Arbet
Division:	Facilities	Project Manager:	Mike Schrandt

Project Scope and Description:

The County has significant investment in HVAC equipment in all of its facilities. Many units are similar in age and either at or near the end of expected life cycles.

Location:

All County Facilities.

Analysis of Need:

In order to have an effective analysis resulting in a replacement plan, a consultant should be hired to evaluate and recommend an organized and structured plan.

Alternatives:

Continue to repair equipment as situations arise.

Ongoing Operating Costs:

Repair and maintenance costs.

Cost Documentation	Funding		
Facilities			
Estimate	\$50,000	Bonding	\$50,000

Capital Budget Summary

Year	2017	2018	2019	2020	2021	Total 2017-2021
Expense		\$50,000				\$50,000
Bonding		\$50,000				\$50,000
Revenue						
Carryover/Reserves						
Levy Funded						

Project #	Facilities-10	Project Title:	Replace Boilers/Hot Water System - Molinaro
Department:	DPWDS	Department Head:	Ray Arbet
Division:	Facilities	Project Manager:	Mike Schrandt

Project Scope and Description:

Replace hot water/boiler system at the Molinaro Building.

Location:

Molinaro Building

Analysis of Need:

The existing boilers are past their expected useful life and are experiencing costly repairs.

Alternatives:

Continue to repair existing boilers.

Ongoing Operating Costs:

Repair and maintenance costs.

Cost Documentation	Funding		
Facilities Estimate	\$60,000	Bonding	\$60,000

Capital Budget Summary

Year	2017	2018	2019	2020	2021	Total 2017-2021
Expense		\$60,000				\$60,000
Bonding		\$60,000				\$60,000
Revenue						
Carryover/Reserves						
Levy Funded						

Project #	Facilities-11	Project Title:	Replace Hoists in Mechanics Area - KCC
Department:	DPWDS	Department Head:	Ray Arbet
Division:	Facilities	Project Manager:	Mike Schrandt

Project Scope and Description:

Replace mechanic hoists (3) in KCC garage.

Location:

Kenosha County Center

Analysis of Need:

Current hoists have outlived useful life, repair parts needed are becoming obsolete and harder to find.

These new hoists are portable and increase efficiency and reduce down time of mechanics.

Alternatives:

Continue to repair existing equipment.

Ongoing Operating Costs:

Replacement parts.

Cost Documentation		Funding	
Supplier	\$81,000	Bonding	\$81,000
Estimate			

Capital Budget Summary

Year	2017	2018	2019	2020	2021	Total 2017-2021
Expense		\$81,000				\$81,000
Bonding		\$81,000				\$81,000
Revenue						
Carryover/Reserves						
Levy Funded						

Project #	Facilities-12	Project Title:	Install Exterior LED Lights - KCC/KCDC
Department:	DPWDS	Department Head:	Ray Arbet
Division:	Facilities	Project Manager:	Mike Schrandt

Project Scope and Description:

Replace exterior lighting with energy efficient LED lights.

Location:

Kenosha County Center and Kenosha County Detention Center.

Analysis of Need:

Current lighting configuration is not efficient or cost-effective. New LED lighting exists and will save money.

Typical payback on these projects is 3 - 4 years. Grant funding or rebates may be available to help fund this project.

Alternatives:

Repair and maintain current lighting system.

Cost Documentation		Funding	
Contractor	\$127,000	Bonding	\$127,000
Estimate			

Capital Budget Summary

Year	2017	2018	2019	2020	2021	Total 2017-2021
Expense		\$127,000				\$127,000
Bonding		\$127,000				\$127,000
Revenue						
Carryover/Reserves						
Levy Funded						

Project #	Facilities-13	Project Title:	Install Showers in Isolation Area KCDC
Department:	DPWDS	Department Head:	Ray Arbet
Division:	Facilities	Project Manager:	Mike Schrandt

Project Scope and Description:

Install four showers in isolation area at KCDC.

Location:

Kenosha County Detention Center

Analysis of Need:

Currently, there is one shower that serves all of the rooms in the isolation area at KCDC. Installing new showers for each room will truly isolate those using these accommodations and prevent unwanted contact.

Ongoing Operating Costs:

None. Continue to share showers.

Cost Documentation		Funding	
Contractor			
Estimate	\$140,000	Bonding	\$140,000

Capital Budget Summary

Year	2017	2018	2019	2020	2021	Total 2017-2021
Expense		\$140,000				\$140,000
Bonding		\$140,000				\$140,000
Revenue						
Carryover/Reserves						
Levy Funded						

Project #	Facilities-14	Project Title:	Replace HVAC Units-Molinaro & Pretrial
Department:	DPWDS	Department Head:	Ray Arbet
Division:	Facilities	Project Manager:	Frank Martinelli

Project Scope and Description:

Replace roof-top HVAC units.

Location:

Molinaro and Pretrial Building

Analysis of Need:

Existing unit is over fifteen years old and is past its useful life. Costly repairs have been made to this equipment. It is cheaper to replace it than to continue with expected maintenance. New units are more efficient and incur lower utility costs.

Alternatives:

Continue to repair and maintain existing equipment.

Cost Documentation	Funding
Contractor	Bonding
Estimate	
\$142,000	\$142,000

Capital Budget Summary

Year	2017	2018	2019	2020	2021	Total 2017-2021
Expense		\$142,000				\$142,000
Bonding		\$142,000				\$142,000
Revenue						
Carryover/Reserves						
Levy Funded						

Project #	Facilities-15	Project Title:	Employee West Entrance - KCC
Department:	DPWDS	Department Head:	Ray Arbet
Division:	Facilities	Project Manager:	Mike Schrandt

Project Scope and Description:

Replace west employee entrance at Kenosha County Center.

Location:

Kenosha County Center (KCC)

Analysis of Need:

The existing west employee entrance at KCC is deteriorating due to excessive use and adverse weather conditions. The doors and appropriate coverings are breaking down.

It is more expensive to maintain than to replace.

Alternatives:

Continue to use present entrance.

Ongoing Operating Costs:

Repair and maintenance as needed.

Cost Documentation	Funding		
Facilities Estimate	\$50,000	Bonding	\$50,000

Capital Budget Summary

Year	2017	2018	2019	2020	2021	Total 2017-2021
Expense			\$50,000			\$50,000
Bonding			\$50,000			\$50,000
Revenue						
Carryover/Reserves						
Levy Funded						

Project #	Facilities-16	Project Title:	Install ADA Ramp - Molinaro North Entrance
Department:	DPWDS	Department Head:	Ray Arbet
Division:	Facilities	Project Manager:	Frank Martinelli

Project Scope and Description:

Install a ramp to the North entrance of the Molinaro building.

Location:

Molinaro Building

Analysis of Need:

Visitors to this building need an ADA accessible entrance. Special needs visitors must use inconvenient methods to enter the building. A ramp will be built on the North side of the building to provide this access.

Alternatives:

Continue to use current entry methods.

Ongoing Operating Costs:

None.

Cost Documentation	Funding
Contractor Estimate \$125,000	Bonding \$125,000

Capital Budget Summary

Year	2017	2018	2019	2020	2021	Total 2017-2021
Expense			\$125,000			\$125,000
Bonding			\$125,000			\$125,000
Revenue						
Carryover/Reserves						
Levy Funded						

Project #	Facilities-17	Project Title:	Replace Roof Top Unit - Courthouse
Department:	DPWDS	Department Head:	Ray Arbet
Division:	Facilities	Project Manager:	Frank Martinelli

Project Scope and Description:

Replace the roof top unit at the Kenosha County Courthouse.

Location:

Courthouse

Analysis of Need:

The existing roof top unit is failing and has been extensively repaired. Parts are difficult to find and costly.

Alternatives:

Continue to repair.

Ongoing Operating Costs:

Repair and maintenance costs.

Cost Documentation	Funding		
Facilities Estimate	\$160,000	Bonding	\$160,000

Capital Budget Summary

Year	2017	2018	2019	2020	2021	Total 2017-2021
Expense				\$160,000		\$160,000
Bonding				\$160,000		\$160,000
Revenue						
Carryover/Reserves						
Levy Funded						

Project #	Facilities-18	Project Title:	Plumbing System Replacement KCDC
Department:	DPWDS	Department Head:	Ray Arbet
Division:	Facilities	Project Manager:	Mike Schrandt

Project Scope and Description:

Replace valves and piping for the Kenosha County Detention Center plumbing system.

Location:

Kenosha County Detention Center.

Analysis of Need:

The valves and piping used in the fire protection system are not properly configured, leaking and need replacement. This is a multi-year project as the entire building system needs modification and fixing.

Alternatives:

Continue to patch and repair.

Ongoing Operating Costs:

Repair and maintenance costs.

Cost Documentation	Funding		
Facilities Estimate	\$600,000	Bonding	\$600,000

Capital Budget Summary

Year	2017	2018	2019	2020	2021	Total 2017-2021
Expense				\$300,000	\$300,000	\$600,000
Bonding				\$300,000	\$300,000	\$600,000
Revenue						
Carryover/Reserves						
Levy Funded						

Project #	Facilities-19	Project Title:	Remodel Washrooms - Courthouse
Department:	DPWDS	Department Head:	Ray Arbet
Division:	Facilities	Project Manager:	Mike Schrandt

Project Scope and Description:

Remodel the bathrooms (6) in the Kenosha County Courthouse.

Location:

Kenosha County Courthouse.

Analysis of Need:

Current bathrooms are aging and should be made ADA compliant. Existing fixtures and flooring must be replaced.

Alternatives:

Continue to use current facilities.

Ongoing Operating Costs:

General cleaning and maintenance.

Cost Documentation	Funding
Facilities Estimate \$270,000	Bonding \$270,000

Capital Budget Summary

Year	2017	2018	2019	2020	2021	Total 2017-2021
Expense					\$270,000	\$270,000
Bonding					\$270,000	\$270,000
Revenue						
Carryover/Reserves						
Levy Funded						

Project #	Facilities-20	Project Title:	Replace Heat Pumps - KCAB
Department:	DPWDS	Department Head:	Ray Arbet
Division:	Facilities	Project Manager:	Mike Schrandt

Project Scope and Description:

Replace heat pumps at the Administration Building.

Location:

Kenosha County Administration Building(KCAB).

Analysis of Need:

The heat pumps at KCAB are approaching the end of their useful life and will need to be replaced.

Alternatives:

Continue to repair and maintain existing equipment.

Ongoing Operating Costs:

Repair and maintenance costs.

Cost Documentation	Funding		
Facilities			
Estimate	\$300,000	Bonding	\$300,000

Capital Budget Summary

Year	2017	2018	2019	2020	2021	Total 2017-2021
Expense					\$300,000	\$300,000
Bonding					\$300,000	\$300,000
Revenue						
Carryover/Reserves						
Levy Funded						

Project	Facilities-21	Project Title:	HVAC Equipment Replacements
Department:	DPWDS	Department Head:	Ray Arbet
Division:	Facilities	Project Manager:	Frank Martinelli

Project Scope and Description:

Replace existing County HVAC equipment as units fail or require maintenance that is not cost-effective.

Location:

All County buildings.

Analysis of Need:

The County owns and maintains many HVAC units. Many of these units are old and require maintenance that is costly. In some situations, it is more cost-effective to replace rather than repair an HVAC unit. These situations are difficult to predict and seem to happen at inopportune times. This budget provides funding for these situations should they arise. New units are more energy-efficient and less costly to operate and maintain.

Alternatives:

Continue to repair existing equipment.

Ongoing Operating Costs:

Repairs and higher utility costs.

Cost Documentation	Funding
Facilities Estimate \$500,000	Bonding \$500,000

Capital Budget Summary

Year	2017	2018	2019	2021	2021	Total 2017-2021
Expense	\$100,000	\$100,000	\$100,000	\$100,000	\$100,000	\$500,000
Bonding	\$100,000	\$100,000	\$100,000	\$100,000	\$100,000	\$500,000
Revenue						
Carryover/Reserves						
Levy Funded						

Kenosha County Five Year Capital Outlay/Projects Plan

PROJECT TITLE	Detail Reference Number	2017 Proposed Capital	2018 For Information Only	2019 For Information Only	2020 For Information Only	2021 For Information Only	TOTAL FIVE YEAR	FUTURE PROJECTS
---------------	-------------------------------	-----------------------------	---------------------------------	---------------------------------	---------------------------------	---------------------------------	--------------------	--------------------

DEPARTMENT OF PUBLIC WORKS & DEVELOPMENT SERVICES

Facilities Division- Safety Building

Replace Air Handling Unit #1	Fac Saf Bldg-1	\$34,500					\$34,500	
New Public Safety Communications Tower	Fac Saf Bldg-2	\$250,000					\$250,000	\$950,000
Repave North Parking Lot	Fac Saf Bldg-3				\$83,000		\$83,000	
Expense		\$284,500	\$0	\$0	\$83,000	\$0	\$367,500	\$950,000
Bonding		\$284,500	\$0	\$0	\$83,000	\$0	\$367,500	\$950,000
Revenue		\$0	\$0	\$0	\$0	\$0	\$0	\$0
Carryover/Reserves		\$0	\$0	\$0	\$0	\$0	\$0	\$0
Levy Funded		\$0	\$0	\$0	\$0	\$0	\$0	\$0

Project #	Fac Saf Bldg-1	Project Title:	Replace Air Handling Unit #1
Department:	DPWDS	Department Head:	Ray Arbet
Division:	Facilities	Project Manager:	Frank Martinelli

Project Scope and Description:

Replace air handling unit #1 at the Public Safety Building.

Location:

Public Safety Building.

Analysis of Need:

This unit is at the end of it's useful life and is more expensive to continuously repair than to replace.

Alternatives:

Continue to repair as needed.

Ongoing Operating Costs:

Ongoing repair costs.

Cost Documentation	Funding
Contractor Estimate	Bonding
\$34,500	\$34,500

Capital Budget Summary

Year	2017	2018	2019	2020	2021	Total 2017-2021
Expense	\$34,500					\$34,500
Bonding	\$34,500					\$34,500
Revenue						
Carryover/Reserves						
Levy Funded						

Project #	Fac Saf Bldg-2	Project Title:	New Public Safety Communications Tower
Department	DPWDS	Department Head:	Ray Arbet
Division:	Facilities	Project Manager:	Frank Martinelli

Project Scope and Description:

Install new public safety communications tower to service west end of Kenosha County.

Location:

KD Park.

Analysis of Need:

There are currently dead spots in the countywide public safety communication system. Installation of this new tower will help fill these dead spots. This is part of a new simulcast radio system that will also serve the City of Kenosha Police and Fire Departments. Another tower will be added to complete this project in future years as funds are made available.

Alternatives:

Continue with present community tower configuration.

Ongoing Operating Costs:

None.

Cost Documentation	Funding
Contractor Estimate	\$250,000 Bonding \$250,000

Capital Budget Summary

Year	2017	2018	2019	2020	2021	Total 2017-2021
Expense	\$250,000					\$250,000
Bonding	\$250,000					\$250,000
Revenue						
Carryover/Reserves						
Levy Funded						

Project #	Fac Saf Bldg-3	Project Title:	Repave North Parking Lot
Department:	DPWDS	Department Head:	Ray Arbet
Division:	Facilities	Project Manager:	Frank Martinelli

Project Scope and Description:

Repave PSB Parking Lot #3.

Location:

Public Safety Building

Analysis of Need:

The parking lot surface has deteriorated to the point where it presents a safety hazard. Existing pavement is cracked and must be pulverized and replaced.

Alternatives:

Continue to use lot in existing condition.

Ongoing Operating Costs:

Repair cracks as needed.

Cost Documentation		Funding	
Contractor Estimate	\$83,000	Bonding	\$83,000

Capital Budget Summary

Year	2017	2018	2019	2020	2021	Total 2017-2021
Expense				\$83,000		\$83,000
Bonding				\$83,000		\$83,000
Revenue						
Carryover/Reserves						
Levy Funded						

Kenosha County Five Year Capital Outlay/Projects Plan

PROJECT TITLE	Detail Reference Number	2017 Proposed Capital	2018 For Information Only	2019 For Information Only	2020 For Information Only	2021 For Information Only	TOTAL FIVE YEAR	FUTURE PROJECTS
---------------	-------------------------------	-----------------------------	---------------------------------	---------------------------------	---------------------------------	---------------------------------	--------------------	--------------------

DEPARTMENT OF PUBLIC WORKS & DEVELOPMENT SERVICES

Facilities Division- Human Services Building

Generator	Fac Hum Svcs-1	\$100,000					\$100,000	
Replace Carpeting in Common Area	Fac Hum Svcs-2		\$43,000				\$43,000	
Replace Boilers	Fac Hum Svcs-3				\$40,000		\$40,000	
Remodel Washrooms	Fac Hum Svcs-4				\$86,000		\$86,000	
Replace Interior Lights w/LED	Fac Hum Svcs-5					\$86,000	\$86,000	
Remodel Conference Room	Future Project-1						\$0	\$125,000
Expense		\$100,000	\$43,000	\$0	\$126,000	\$86,000	\$355,000	\$125,000
Bonding		\$100,000	\$43,000	\$0	\$126,000	\$86,000	\$355,000	\$125,000
Revenue		\$0	\$0	\$0	\$0	\$0	\$0	\$0
Carryover/Reserves		\$0	\$0	\$0	\$0	\$0	\$0	\$0
Levy Funded		\$0	\$0	\$0	\$0	\$0	\$0	\$0

Project #	Fac Hum Svcs-1	Project Title:	Generator
Department:	Public Works	Department Head:	Ray Arbet
Division:	Facilities	Project Manager:	Mike Schrandt

Project Scope and Description:

Install new generator at the Kenosha County Job Center.

Location:

Kenosha County Job Center

Analysis of Need:

The Job Center must be operational and a new unit prevents downtime should a trouble situation occur. Currently the Job Center has only a very small generator servicing limited areas. This unit will expand the service area and allow more employees to function when power failures occur.

Alternatives:

Continue to function with existing equipment.

Ongoing Operating Costs:

Repairs, maintenance and utility costs.

Cost Documentation		Funding	
Estimate	\$100,000	Bonding	\$100,000

Capital Budget Summary

Year	2017	2018	2019	2020	2021	Total 2017-2021
Expense	\$100,000					\$100,000
Bonding	\$100,000					\$100,000
Revenue						
Carryover/Reserves						
Levy Funded						

Project #	Fac Hum Svcs-2	Project Title:	Replace Carpeting in Common Area
Department	DPWDS	Department Head:	Ray Arbet
Division:	Facilities	Project Manager:	Mike Schrandt

Project Scope and Description:

Replace carpeting in high-traffic, common areas at the Kenosha County Job Center.

Location:

Kenosha County Job Center.

Analysis of Need:

Existing carpeting is dirty, worn and rippling in high-traffic areas. These conditions cause potential tripping and safety issues for employees and visitors.

Alternatives:

Continue clean existing carpeting.

Cost Documentation		Funding	
Contractor Estimate	\$43,000	Bonding	\$43,000

Capital Budget Summary

Year	2017	2018	2019	2020	2021	Total 2017-2021
Expense		\$43,000				\$43,000
Bonding		\$43,000				\$43,000
Revenue						
Carryover/Reserves						
Levy Funded						

Project #	Fac Hum Srvcs-3	Project Title:	Replace Boilers
Department:	DPWDS	Department Head:	Ray Arbet
Division:	Facilities	Project Manager:	Mike Schrandt

Project Scope and Description:

Replace two high-efficiency boilers that will be at the end of their expected life cycles.

Location:

Kenosha County Job Center.

Analysis of Need:

Current units will be ready for replacement. New units in the marketplace are more efficient and cost-effective.

Alternatives:

Continue to repair and maintain existing equipment and incur higher repair and utility costs.

Cost Documentation		Funding	
Contractor Estimate	\$40,000	Bonding	\$40,000

Capital Budget Summary

Year	2017	2018	2019	2020	2021	Total 2017-2020
Expense				\$40,000		\$40,000
Bonding				\$40,000		\$40,000
Revenue						
Carryover/Reserves						
Levy Funded						

Project #	Fac Hum Srvcs-4	Project Title:	Remodel Washrooms
Department:	DPWDS	Department Head:	Ray Arbet
Division:	Facilities	Project Manager:	Frank Martinelli

Project Scope and Description:

Remodel two bathrooms in employment central area and four bathrooms in the DCFS area of the Kenosha County Job Center.

Location:

Kenosha County Job Center.

Analysis of Need:

Existing facilities are aging and must be made ADA compliant for employees and visitors.

Alternatives:

Continue to use existing facilities.

Cost Documentation		Funding	
Contractor Estimate	\$86,000	Bonding	\$86,000

Capital Budget Summary

Year	2017	2018	2019	2020	2021	Total 2017-2021
Expense				\$86,000		\$86,000
Bonding				\$86,000		\$86,000
Revenue						
Carryover/Reserves						
Levy Funded						

Project #	Fac Hum Svcs-5	Project Title:	Replace Interior Lights w/LED
Department:	DPWDS	Department Head:	Ray Arbet
Division:	Facilities	Project Manager:	Mike Schrandt

Project Scope and Description:

Replace interior lights at KCJC with LED lights.

Location:

Kenosha County Job Center.

Analysis of Need:

The existing lighting in areas of the Job Center is insufficient. New technology LED lighting is available that provides better lighting. The payback on these type of projects is typically 2-4 years and rebates are available.

Alternatives:

Continue to replace bulbs as needed.

Cost Documentation		Funding	
Contractor Estimate	\$86,000	Bonding	\$86,000

Capital Budget Summary

Year	2017	2018	2019	2020	2021	Total 2017-2021
Expense					\$86,000	\$86,000
Bonding					\$86,000	\$86,000
Revenue						
Carryover/Reserves						
Levy Funded						

Kenosha County Five Year Capital Outlay/Projects Plan

PROJECT TITLE	Detail Reference Number	2017 Proposed Capital	2018 For Information Only	2019 For Information Only	2020 For Information Only	2021 For Information Only	TOTAL FIVE YEAR	FUTURE PROJECTS
---------------	-------------------------------	-----------------------------	---------------------------------	---------------------------------	---------------------------------	---------------------------------	--------------------	--------------------

DEPARTMENT OF PUBLIC WORKS & DEVELOPMENT SERVICES

Golf Course Division

Utility Vehicles	Golf-1	\$30,000	\$31,000	\$32,000	\$33,000		\$126,000	
Mower Replacements	Golf-2	\$160,000	\$160,000	\$160,000	\$160,000	\$160,000	\$800,000	
Irrigation / Restoration Project	Golf-3	\$200,000		\$500,000	\$550,000	\$500,000	\$1,750,000	
Replace Golf Carts	Golf-4			\$150,000	\$167,000	\$177,000	\$494,000	
Chipper	Golf-5				\$28,000		\$28,000	
Clubhouse Renovations	Golf-6				\$50,000	\$35,000	\$85,000	
Sprayers	Golf-7	\$50,000				\$52,000	\$102,000	
Aerifier	Golf-8					\$27,000	\$27,000	
Administrative Vehicle	Golf-9					\$30,000	\$30,000	
Pavilion - Brighton Dale	Golf-10					\$250,000	\$250,000	
Replace Brighton Dale Sewer Line	Golf-11					\$261,000	\$261,000	
Storage Building - Brighton Dale	Future Project-1						\$0	\$150,000
Expense		\$440,000	\$191,000	\$842,000	\$988,000	\$1,492,000	\$3,953,000	\$150,000
Bonding		\$160,000	\$191,000	\$842,000	\$988,000	\$1,492,000	\$3,673,000	\$150,000
Revenue		\$0	\$0	\$0	\$0	\$0	\$0	\$0
Carryover/Reserves		\$280,000	\$0	\$0	\$0	\$0	\$280,000	\$0
Levy Funded		\$0	\$0	\$0	\$0	\$0	\$0	\$0

Project #	Golf-1	Project Title:	Utility Vehicles
Department:	DPWDS	Department Head:	Ray Arbet
Division:	Golf	Project Manager:	Dan Drier

Project Scope and Description:

Replace aging utility carts at Brighton Dale and Petrifying Springs. One standard cart will be purchased each year for the years 2017-2020.

Location:

Brighton Dale and Petrifying Springs Golf Courses.

Analysis of Need:

Equipment ages and needs replacement.

Alternatives:

Replace and repair major components as necessary.

Cost Documentation		Funding	
Vendor quotes	\$126,000	Bonding	\$96,000
		Carryover/Reserves	\$30,000
			<u>\$126,000</u>

Capital Budget Summary

Year	2017	2018	2019	2020	2021	Total 2017-2021
Expense	\$30,000	\$31,000	\$32,000	\$33,000		\$126,000
Bonding		\$31,000	\$32,000	\$33,000		\$96,000
Revenue						
Carryover/Reserves	\$30,000					\$30,000
Levy Funded						

Project #	Golf-2	Project Title:	Mower Replacements
Department:	DPWDS	Department Head:	Ray Arbet
Division:	Golf	Project Manager:	Dan Drier

Project Scope and Description:

Purchase equipment for course maintenance. Replace older equipment with new equipment requiring fewer repairs and ongoing maintenance. The Golf Division maintains a formalized process of replacing equipment on a regular basis to ensure proper course conditions and lower costs.

Location:

Brighton Dale Links & Petrifying Springs Golf Courses

Phasing of Purchases:

2017	2 Fairway Mowers	Replace 2010 unit	BDL/Pets	120,000
	Bucket Tractor	Replace 1995 unit	BDL	40,000
	Subtotal 2017			160,000
2018	Greens Mower + Blades	Replace 1993 Jac	Pets	53,000
	3500 Sidewinder	Replaces 2009 unit	BDL	35,000
	Greens Mower	Replace 2005 unit	BDL	34,000
	Greens Mower	Replace 2006 Jac	BDL	38,000
	Subtotal 2018			160,000
2019	Fairway Mower	Replace 2012 unit	BDL	61,000
	Sidewinder Mower	Replaces 2009 unit	BDL	36,000
	Progressive Mower	Replace 2011	Pets	26,000
	Greens Mower	Replaces 1998 unit	Pets	37,000
	Subtotal 2019			160,000
2020	Fairway Mower	Replace 2012 unit	BDL	62,000
	Collar Mower	Replace 1999 Jac	BDL	43,000
	Sidewinder Mower	Replace 2011 unit	Pets	35,000
	Trim Mower	Replace 2008 unit	BDL	20,000
	Subtotal 2020			160,000
2021	Fairway Mower	Replace 2012 unit	BDL	64,000
	Greens Mower	Replace 2001 unit	BDL	33,000
	Progressive Mower	Replace 2010 unit	BDL	29,000
	Greens Mower	Replace 2000 unit	BDL	34,000
	Subtotal 2021			160,000

Alternatives:

Expensive repairs

Ongoing Operating Costs:

Routine maintenance, parts and labor.

Cost Documentation	Funding
Supplier Estimates: \$800,000	Bonding \$800,000

Capital Budget Summary

Year	2017	2018	2019	2020	2021	Total 2017-2021
Expense	\$160,000	\$160,000	\$160,000	\$160,000	\$160,000	\$800,000
Bonding	\$160,000	\$160,000	\$160,000	\$160,000	\$160,000	\$800,000
Revenue						
Carryover/Reserves						
Levy						

Project #	Golf-3	Project Title:	Irrigation / Restoration Project
Department:	DPWDS	Department Head:	Ray Arbet
Division:	Golf	Project Manager:	Dan Drier

Project Scope and Description:

Develop and implement master plan for Brighton Dale and Petrifying Springs Golf Courses. Reconstruction of courses, replacement of irrigation systems and improvement of practice areas.

Location:

Brighton Dale and Petrifying Springs Golf Courses.

Analysis of Need:

It is the goal of the Golf Division to keep the courses visually pleasing and challenging while maintaining quick pace of play. There are certain hazards on the courses that provide too much of a challenge to golfers and slow down play. Some holes will be made more attractive while remaining challenging and quicken the pace of play.

The Golf Division has been replacing the irrigation systems at both courses. The new systems have greatly reduced maintenance and labor expenses. Over the next five years, this process will be completed and all irrigation systems will be updated.

The practice facilities at Brighton Dale are substandard for use by advanced players and tournaments. Improvements will be made to practice areas to attract new customers, outings and tournaments.

Alternatives:

Do nothing and keep repairing existing piping. Continue to use existing practice facilities.
Slow play experience for customers.

Ongoing Operating Costs:

Ongoing repairs to existing irrigation system.

Cost Documentation		Funding	
Contractor	\$1,750,000	Bonding	\$1,550,000
Estimate		Carryover/Reserves	\$200,000
			<u>\$1,750,000</u>

Capital Budget Summary

	2017	2018	2019	2020	2021	Total 2017-2021
Year						
Expense	\$200,000		\$500,000	\$550,000	\$500,000	\$1,750,000
Bonding			\$500,000	\$550,000	\$500,000	\$1,550,000
Revenue						
Carryover/Reserves	\$200,000					\$200,000
Levy Funded						

Project #	Golf-4	Project Title:	Replace Golf Carts
Department:	DPWDS	Department Head:	Ray Arbet
Division:	Golf	Project Manager:	Dan Drier

Project Scope and Description:

The County will replace approximately 1/4 of its fleet each year beginning in 2019. Approximately 2/3 at Brighton Dale and 1/3 at Petrifying Springs.

New golf carts cost approximately \$4,800 each. The cost of service carts (beverage carts, etc.) varies by type of cart. Trade-in values are calculated in the annual amounts.

Fleet Cars		Net After
<u>Year</u>	<u>No. of Carts</u>	<u>Trade In</u>
2019	56	\$150,000
2020	56	\$167,000
2021	56	\$177,000
Total		\$494,000

Each year - 52 golf carts and 4 utility vehicles.

Location:

Brighton Dale and Petrifying Springs Golf Courses

Analysis of Need:

Carts must be replaced on a regular basis to ensure usability.

Alternatives:

Continue to use existing fleet and repair as needed. Carts have been previously replaced on a rotation basis at both courses.

Cost Documentation	Funding
Supplier Estimate	Bonding
\$494,000	\$494,000

Capital Budget Summary

Year	2017	2018	2019	2020	2021	Total 2017-2021
Expense			\$150,000	\$167,000	\$177,000	\$494,000
Bonding			\$150,000	\$167,000	\$177,000	\$494,000
Revenue						
Carryover/Reserves						
Levy Funded						

Project #	Golf-5	Project Title:	Chipper
Department:	DPWDS	Department Head:	Ray Arbet
Division:	Golf	Project Manager:	Dan Drier

Project Scope and Description:

Replace existing chipper to be shared at both golf courses.

Location:

Brighton Dale and Petrifying Springs Golf Courses.

Analysis of Need:

Existing chipper requires constant maintenance and is increasingly difficult and costly to repair.

Alternatives:

Continue to use existing equipment and repair as needed.

Cost Documentation		Funding	
Vendor	\$28,000	Bonding	\$28,000
Quote			

Capital Budget Summary

	2017	2018	2019	2020	2021	Total 2017-2021
Year						
Expense				\$28,000		\$28,000
Bonding				\$28,000		\$28,000
Revenue						
Carryover/Reserves						
Levy						

Project #	Golf-6	Project Title:	Clubhouse Renovations
Department:	DPWDS	Department Head:	Ray Arbet
Division:	Golf	Project Manager:	Dan Drier

Project Scope and Description:

Renovate clubhouse features at both course locations.

2020	Build patios/ pergola
2021	Replace restaurant equipment

Location:

Brighton Dale and Petrifying Springs Golf Courses.

Analysis of Need:

There is an overall need to update the appearance of the clubhouses and replace old equipment.

Building a patio at Brighton Dale will enhance the customer experience and allow the clubhouse to continue to increase our business.

The restaurant equipment at the Pets clubhouse is old and needs replacing to better serve the refreshment needs of customers.

Alternatives:

Continue to use existing facilities.

Ongoing Operating Costs:

Repair and maintenance costs. Loss of restaurant and clubhouse business.

Cost Documentation		Funding	
Contractor	\$85,000	Bonding	\$85,000
Estimate			

Capital Budget Summary

Year	2017	2018	2019	2020	2021	Total 2017-2021
Expense				\$50,000	\$35,000	\$85,000
Bonding				\$50,000	\$35,000	\$85,000
Revenue						
Carryover/Reserves						
Levy Funded						

Project #	Golf-7	Project Title:	Sprayers
Department:	DPWDS	Department Head:	Ray Arbet
Division:	Golf	Project Manager:	Dan Drier

Project Scope and Description:

Replace 2001 & 2004 Sprayers.

Location:

Brighton Dale and Petrifying Springs Golf Courses.

Analysis of Need:

Current equipment has deteriorated in condition and needs repairs and maintenance that will exceed the cost of equipment replacement.

Alternatives:

Fix existing equipment, incurring parts and repair expenses. Deterioration of golf course conditions.

Ongoing Operating Costs:

Routine maintenance and fuel.

Cost Documentation		Funding	
Vendor	\$102,000	Reserves	\$50,000
Quote		Bonding	\$52,000

Capital Budget Summary

Year	2017	2018	2019	2020	2021	Total 2017-2021
Expense	\$50,000				\$52,000	\$102,000
Bonding					\$52,000	\$52,000
Revenue						
Carryover/Reserves	\$50,000					\$50,000
Levy Funded						

Project #	Golf-8	Project Title:	Aerifier
Department:	DPWDS	Department Head:	Ray Arbet
Division:	Golf	Project Manager:	Dan Drier

Project Scope and Description:

Replace 2001 Toro Aerifier.

Location:

Brighton Dale Golf Course

Analysis of Need:

Current equipment has deteriorated in condition and will need repairs and maintenance that will exceed the cost of equipment replacement.

Alternatives:

Fix existing equipment, incurring parts and repair expenses. Deterioration of golf course conditions.

Ongoing Operating Costs:

Routine maintenance and general repair.

Cost Documentation		Funding	
Vendor	\$27,000	Bonding	\$27,000
Quote			

Capital Budget Summary

Year	2017	2018	2019	2020	2021	Total 2017-2021
Expense					\$27,000	\$27,000
Bonding					\$27,000	\$27,000
Revenue						
Carryover/Reserves						
Levy Funded						

Project # Golf-9	Project Title: Administrative Vehicle
Department Public Works	Department Head: Ray Arbet
Division: Golf	Project Manager: Dan Drier

Project Scope and Description:

New vehicle required for transport between courses and office buildings.

Location:

Brighton Dale, Petrifying Springs Golf Courses and KCC Building.

Analysis of Need:

Replace 2010 Jeep with new all wheel drive vehicle.

Alternatives:

Use existing vehicle and risk increased repair and service costs.

Previous Action:

Repair as needed.

Cost Documentation	Funding
Vendor \$30,000 Estimate	Bonding \$30,000

Capital Budget Summary

Year	2017	2018	2019	2020	2021	Total 2017-2021
Expense					\$30,000	\$30,000
Bonding					\$30,000	\$30,000
Revenue						
Carryover/Reserves						
Levy Funded						

Project #	Golf-10	Project Title:	Pavilion - Brighton Dale
Department:	Public Works	Department Head:	Ray Arbet
Division:	Golf	Project Manager:	Dan Drier

Project Scope and Description:

Design and build a permanent outdoor pavilion to accommodate large groups of guests for outings and banquets. The building will be approximately 50' x 70' (3,500 sq. ft.) and will hold approximately 225 people. The quote covers concrete, structure and labor. There will be retractable walls to keep out inclement weather. Electricity will be available.

Location:

Brighton Dale

Analysis of Need:

After outings, large groups will often go to other locations for their parties or banquets because BD does not have facilities to accommodate large groups. If the weather turns bad, tents are not the best alternative for these groups. BD loses business because adequate facilities are not available. Other courses/restaurants have facilities for these large groups.

During the winter, this building could be used for storage of equipment.

Alternatives:

Rent tents for up to \$1,500 per day. Difficult to pass this cost to the customer.

Ongoing Operating Costs:

Tent rentals.

Cost Documentation		Funding	
Vendor	\$250,000	Bonding	\$250,000
Estimate			

Capital Budget Summary

Year	2017	2018	2019	2020	2021	Total 2017-2021
Expense					\$250,000	\$250,000
Bonding					\$250,000	\$250,000
Revenue						
Carryover/Reserves						
Levy Funded						

Project #	Golf-11	Project Title:	Replace Brighton Dale Sewer Line
Department:	DPWDS	Department Head:	Ray Arbet
Division:	Golf	Project Manager:	Dan Drier

Project Scope and Description:

Replace lining in sewer lines for the waste water treatment plant at Brighton Dale Links and Park.

Location:

Brighton Dale

Analysis of Need:

Current 8 inch clay tile lines need replacement. Rain and melting snow increase the flow to the wastewater treatment plant, which is over what the permit allows and beyond the amount the plant was designed to handle. Melting snow and groundwater are seeping into the existing pipes and causing excessive water flow that is above DNR designated levels.

Alternatives:

Continue to operate as is.

Ongoing Operating Costs:

Patch and repair, ongoing maintenance.

Cost Documentation		Funding	
Contractor	\$261,000	Bonding	\$261,000
Estimate			

Capital Budget Summary

Year	2017	2018	2019	2020	2021	Total 2017-2021
Expense					\$261,000	\$261,000
Bonding					\$261,000	\$261,000
Revenue						
Carryover/Reserves						
Levy Funded						

Kenosha County Five Year Capital Outlay/Projects Plan

PROJECT TITLE	Detail Reference Number	2017 Proposed Capital	2018 For Information Only	2019 For Information Only	2020 For Information Only	2021 For Information Only	TOTAL FIVE YEAR	FUTURE PROJECTS
---------------	-------------------------------	-----------------------------	---------------------------------	---------------------------------	---------------------------------	---------------------------------	--------------------	--------------------

DEPARTMENT OF PUBLIC WORKS & DEVELOPMENT SERVICES

Parks Division

Pick-up Trucks	Parks-1	\$35,000	\$70,000	\$70,000	\$35,000	\$35,000	\$245,000	
Kemper Capital Projects	Parks-2	\$50,000	\$50,000	\$50,000	\$50,000	\$50,000	\$250,000	
Purchase Flood Plain Property	Parks-3	\$50,000					\$50,000	
Mower Replacements	Parks-4	\$64,000	\$177,000	\$60,000	\$95,000	\$60,000	\$456,000	
Parkland Development	Parks-5	\$75,000	\$75,000	\$75,000	\$75,000	\$75,000	\$375,000	
Park Building Roof Replacements	Parks-6	\$75,000	\$75,000	\$100,000	\$30,000		\$280,000	
Utility Carts	Parks-7		\$30,000	\$30,000	\$30,000	\$60,000	\$150,000	
Skid Steers and Attachments	Parks-8		\$42,000	\$42,000			\$84,000	
Tree Spade	Parks-9					\$33,000	\$33,000	
Anderson House Improvements	Parks-10					\$46,500	\$46,500	
Tractor Loader	Parks-11					\$100,000	\$100,000	
Pets Master Plan	Future Project-1						\$0	\$70,000
Restroom Renovations	Future Project-2						\$0	\$75,000
Pringle Nature Center Addition	Future Project-3						\$0	\$500,000
Pike River Shoreline Stabilization	Future Project-4						\$0	\$2,400,000
Kemper Center - Anderson House Restoration	Future Project-5						\$0	\$3,500,000
Kemper Center - Shoreline Restoration	Future Project-6						\$0	\$5,000,000
Expense		\$349,000	\$519,000	\$427,000	\$315,000	\$459,500	\$2,069,500	\$11,545,000
Bonding		\$274,000	\$444,000	\$352,000	\$240,000	\$384,500	\$1,694,500	\$10,345,000
Revenue		\$75,000	\$75,000	\$75,000	\$75,000	\$75,000	\$375,000	\$1,200,000
Carryover/Reserves		\$0	\$0	\$0	\$0	\$0	\$0	\$0
Levy Funded		\$0	\$0	\$0	\$0	\$0	\$0	\$0

Project #	Parks-1	Project Title:	Pick-up Trucks
Department:	DPWDS	Department Head:	Ray Arbet
Division:	Parks	Project Manager:	Matthew Collins

Project Scope and Description:

Replace seven (7) pickup trucks for use by the Parks Division. Plows may need to be replaced on some vehicles. All vehicles will have in excess of 125,000 miles at the time of replacement.

<u>Year</u>	<u>Equipment</u>	<u>Cost</u>
2017	- Replacement of 1999 GMC Pickup (Fleet #300)	\$35,000
2018	- Replacement of 1997 GMC Pickup (Fleet #309)	\$35,000
2018	- Replacement of 2005 Chevy Silverado (Fleet #317)	\$35,000
2019	- Replacement of 2000 Chevy Pickup (Fleet #312)	\$35,000
2019	- Replacement of 201 GMC Pickup (Fleet #315)	\$35,000
2020	- Replacement of 2008 Ford F230 Pickup (Fleet #100)	\$35,000
2021	- Replacement of 2010 Ford Ranger Pickup (Fleet #146)	\$35,000

Location:

KD Park and Petrifying Springs Park.

Analysis of Need:

These vehicles are aging, and in need of constant repairs and maintenance and will have high mileage as well as many hours of idling time. As vehicles age, it is important to trade in older vehicles and replace them with new vehicles that are less costly to repair and are more fuel efficient.

Alternatives:

Repair vehicles until they are no longer cost effective or vehicle becomes unsafe to operate.

Ongoing Operating Costs:

Routine maintenance, replace failed components, fuel.

Cost Documentation		Funding	
Parks Dept. Estimates	\$245,000	Bonding	\$245,000

Capital Budget Summary

	2017	2018	2019	2020	2021	Total 2017-2021
Year						
Expense	\$35,000	\$70,000	\$70,000	\$35,000	\$35,000	\$245,000
Bonding	\$35,000	\$70,000	\$70,000	\$35,000	\$35,000	\$245,000
Revenue						
Carryover/Reserves						
Levy Funded						

Project #	Parks-2	Project Title:	Kemper Capital Projects
Department:	DPWDS	Department Head:	Ray Arbet
Division:	Parks	Project Manager:	Matthew Collins

Project Scope and Description:

Capital improvements to Kemper Center facilities, as recommended by the Kemper Building and Grounds Committee.

Location:

Kemper Center.

Analysis of Need:

Ongoing capital improvements to maintain investment and preserve County asset.

Alternatives:

Continued use of existing assets by County residents.

Ongoing Operating Costs:

Previous and continuing capital improvements made by County.

Cost Documentation		Funding	
Capital Improvements	\$250,000	Bonding	\$250,000

Capital Budget Summary

Year	2017	2018	2019	2020	2021	Total 2017-2021
Expense	\$50,000	\$50,000	\$50,000	\$50,000	\$50,000	\$250,000
Bonding	\$50,000	\$50,000	\$50,000	\$50,000	\$50,000	\$250,000
Revenue						
Carryover/Reserves						
Levy Funded						

Project #	Parks-3	Project Title:	Purchase Flood Plain Property
Department:	DPWDS	Department Head:	Ray Arbet
Division:	Parks	Project Manager:	Andy Buehler

Project Scope and Description:

Purchase property in Fox River Flood Plain.

Location:

Western Kenosha County

Analysis of Need:

The County has an ongoing program of purchasing property in the Fox River Flood Plain as those properties become available. Nothing specific is known at this time but experience tells us that opportunities will come up. This is a long-term project for ongoing acquisition of potential park land.

Alternatives:

No purchases.

Ongoing Operating Costs:

Basic maintenance of grass areas and purchase of properties as they became available.

Cost Documentation	Funding
Vendor \$50,000 Quote	Bonding \$50,000

Capital Budget Summary

Year	2017	2018	2019	2020	2021	Total 2017-2021
Expense	\$50,000					\$50,000
Bonding	\$50,000					\$50,000
Revenue						
Carryover/Reserves						
Levy Funded						

Project #	Parks-4	Project Title:	Mower Replacements
Department:	DPWDS	Department Head:	Ray Arbet
Division:	Parks	Project Manager:	Matthew Collins

Project Scope and Description:

Replace mowers used by Parks Department.

<u>Year</u>	<u>Equipment</u>	<u>Cost</u>
2017	- New Toro Groundsmaster - KD Park	\$64,000
2018	- Replacement of 1998 Jacobsen Outfront (Fleet #320)	\$17,000
2018	- Replacement of 2001 Toro Groundsmaster (Fleet #346)	\$65,000
2018	- Replacement of 1998 Jacobsen Outfront (Fleet #324)	\$30,000
2018	- Replacement of 2009 Toro 4500 (Fleet #114)	\$65,000
2019	- Replacement of Jacobsen Outfront (Fleet #462-1)	\$30,000
2019	- Replacement of Jacobsen Outfront (Fleet #462)	\$30,000
2020	- Replacement of Jacobsen Outfront (Fleet #345)	\$30,000
2020	- Replacement of Toro Groundsmaster (Fleet #339)	\$65,000
2021	- Replacement of Jacobsen Outfront (Fleet #345)	\$30,000
2021	- Replacement of Jacobsen Outfront (Fleet #330)	\$30,000

Location:

Petrifying Springs and West End Parks (Silver Lake, Fox River, Bristol Woods, Old Settler's, KD)

Analysis of Need:

Ongoing capital improvements to maintain investment and preserve County asset.

Existing equipment must be replaced as repair and maintenance costs exceed replacement costs.

Alternatives:

Continue to repair as needed.

Ongoing Operating Costs:

Routine maintenance, replace failed components, fuel.

Cost Documentation		Funding
Vendor quotes	\$456,000	Bonding: \$456,000

Capital Budget Summary

Year	2017	2018	2019	2020	2021	Total 2017-2021
Expense	\$64,000	\$177,000	\$60,000	\$95,000	\$60,000	\$456,000
Bonding	\$64,000	\$177,000	\$60,000	\$95,000	\$60,000	\$456,000
Revenue						
Carryover/Reserves						
Levy Funded						

Project #	Parks-5	Project Title:	Parkland Development
Department:	DPWDS	Department Head:	Ray Arbet
Division:	Facilities	Project Manager:	Matthew Collins

Project Scope and Description:

Develop County Park facilities, equipment, operations and amenities at all Park locations.

Annual contribution received from Waste Management is \$75,000.

Location:

All County Parks.

Analysis of Need:

The County continuously explores opportunities to provide park services to residents. This fund is used to take advantage of these opportunities. Examples include but are not limited to land purchases, equipment purchases, supply and service purchases.

Ongoing Operating Costs:

Maintenance costs of existing parks.

Cost Documentation	Funding
Spending \$375,000	Revenue \$375,000

Capital Budget Summary

Year	2017	2018	2019	2020	2021	Total 2017-2021
Expense	\$75,000	\$75,000	\$75,000	\$75,000	\$75,000	\$375,000
Bonding						
Revenue	\$75,000	\$75,000	\$75,000	\$75,000	\$75,000	\$375,000
Carryover/Reserves						
Levy Funded						

Project #	Parks-6	Project Title:	Park Building Roof Replacements
Department:	DPWDS	Department Head:	Ray Arbet
Division:	Parks	Project Manager:	Matthew Collins

Project Scope and Description:

Removal and replacement of deteriorating roofs in the county parks.

Location:

<u>Year</u>	<u>Location</u>	<u>Cost</u>
2017	Fox River and Silver Lake	\$75,000
2018	Kemper Center and Pringle Nature Center	\$75,000
2019	Petrifying Springs and Kemper Center	\$100,000
2020	Silver Lake	\$30,000

Analysis of Need:

Roofs are, or will be, all over 25 years old. These replacements are the recommendation of an outside consultant that specializes in roofs.

Alternatives:

Repair as necessary.

Ongoing Operating Costs:

Repair as necessary.

Cost Documentation	Funding
Contractor \$280,000 Estimates	Bonding \$280,000

Capital Budget Summary

Year	2017	2018	2019	2020	2021	Total 2017-2021
Expense	\$75,000	\$75,000	\$100,000	\$30,000		\$280,000
Bonding	\$75,000	\$75,000	\$100,000	\$30,000		\$280,000
Revenue						
Carryover/Reserves						
Levy Funded						

Project #	Parks-7	Project Title:	Utility Carts
Department:	DPWDS	Department Head:	Ray Arbet
Division:	Parks	Project Manager:	Matthew Collins

Project Scope and Description:

Replace Toro Workman utility carts. Typical maximum life of a vehicle is 3,500 to 4,000 hours.
All vehicles will exceed these hours at the time of replacement.

<u>Year</u>	<u>Equipment</u>	<u>Cost</u>
2018	- Replacement of 1994 Toro Workman (Fleet #328)	\$30,000
2019	- Replacement of 2001 Toro Workman (Fleet #162)	\$30,000
2020	- Replacement of 2003 Toro Workman (Fleet #339)	\$30,000
2021	- Replacement of 2002 Toro Workman (Fleet #344)	\$30,000
2021	- Replacement of 1998 Toro Workman (Fleet #314)	\$30,000

Location:

East and West End Parks

Analysis of Need:

Current carts will be past their typical life at the expected date of replacement.

Alternatives:

Repair and replace failed components as necessary.

Ongoing Operating Costs:

Routine maintenance, replace failed components, fuel.

Cost Documentation		Funding	
Vendor	\$150,000	Bonding	\$150,000
Quotes			

Capital Budget Summary

Year	2017	2018	2019	2020	2021	Total 2017-2021
Expense		\$30,000	\$30,000	\$30,000	\$60,000	\$150,000
Bonding		\$30,000	\$30,000	\$30,000	\$60,000	\$150,000
Revenue						
Carryover/Reserves						
Levy Funded						

Project #	Parks-8	Project Title:	Skid Steers and Attachments
Department:	DPWDS	Department Head:	Ray Arbet
Division:	Parks	Project Manager:	Matthew Collins

Project Scope and Description:

<u>Year</u>	<u>Equipment</u>	<u>Cost</u>
2018	- Replacement of 1997 Bobcat (Fleet #191)	\$42,000
2019	- Replacement of 1984 Bobcat (Fleet #342)	\$42,000

Location:

Petrifying Springs, Fox River Park

Analysis of Need:

Ongoing capital improvements to maintain investment and preserve County asset.

Alternatives:

High repair costs, low reliability.

Ongoing Operating Costs:

High cost of repairs, down time.

Cost Documentation	Funding
Vendor Quotes: \$84,000	Bonding \$84,000

Capital Budget Summary

Year	2017	2018	2019	2020	2021	Total 2017-2021
Expense		\$42,000	\$42,000			\$84,000
Bonding		\$42,000	\$42,000			\$84,000
Revenue						
Carryover/Reserves						
Levy Funded						

Project #	Parks-9	Project Title:	Tree Spade
Department:	DPWDS	Department Head:	Ray Arbet
Division:	Parks	Project Manager:	Matthew Collins

Project Scope and Description:

Purchase a new 44" Tree Spade

Location:

For use in all parks.

Analysis of Need:

Tree spade now in use is a 1975 model and was purchased in used condition. This tree spade is used by the Parks Department to move trees for Parks, Facilities, Highway Department, and is rented by the City of Kenosha. We have in the past used it to move and plant donated trees.

Alternatives:

Routine maintenance and repairs as necessary. Hire out tree planting or try to rent a machine, which is difficult because of the time "windows" when tree can be transplanted.

Ongoing Operating Costs:

Repair and maintenance costs.

Cost Documentation		Funding	
Vendor Quote	\$33,000	Bonding	\$ 33,000

Capital Budget Summary

Year	2017	2018	2019	2020	2021	Total 2017-2021
Expense					\$33,000	\$33,000
Bonding					\$33,000	\$33,000
Revenue						
Carryover/Reserves						
Levy Funded						

Project #	Parks-10	Project Title:	Anderson House Improvements
Department:	DPWDS	Department Head:	Ray Arbet
Division:	Parks	Project Manager:	Matthew Collins

Project Scope and Description:

Replace existing wood shutters on Anderson Arts Center mansion.

Location:

Anderson Arts Center

Analysis of Need:

Old shutters have deteriorated beyond repair. Some have been removed as the wood is too rotted to hold the hinge screws.

Alternatives:

None

Ongoing Operationing Costs:

Remove and repair as the mounting hardware fails.

Cost Documentation		Funding	
Vendor Estimate	\$46,500	Bonding	\$46,500

Capital Budget Summary

Year	2017	2018	2019	2020	2021	Total 2017-2021
Expense					\$46,500	\$46,500
Bonding					\$46,500	\$46,500
Revenue						
Carryover/Reserves						
Levy Funded						

Project #	Parks-11	Project Title:	Tractor Loader
Department:	DPWDS	Department Head:	Ray Arbet
Division:	Parks	Project Manager:	Matthew Collins

Project Scope and Description:

Purchase a tractor loader with backhoe for use on the West End Parks. This piece of equipment will be an addition to the West Side Parks to fulfill maintenance needs.

Location:

KD Park

Analysis of Need:

Ongoing capital improvements to maintain investment and preserve County asset.

Alternatives:

Continue to transport equipment throughout the County for use on the West End Parks.

Ongoing Operating Costs:

Equipment fuel costs and transportation costs. Transportation of equipment from Petrifying Springs Park to KD Park. Continuous maintenance and part replacement of single tractor and loader for entire Parks Division.

Cost Documentation		Funding	
Vendor	\$100,000	Bonding	\$100,000
Quote			

Capital Budget Summary

Year	2017	2018	2019	2020	2021	Total 2017-2021
Expense					\$100,000	\$100,000
Bonding					\$100,000	\$100,000
Revenue						
Carryover/Reserves						
Levy Funded						

Kenosha County Five Year Capital Outlay/Projects Plan

PROJECT TITLE	Detail Reference Number	2017 Proposed Capital	2018 For Information Only	2019 For Information Only	2020 For Information Only	2021 For Information Only	TOTAL FIVE YEAR	FUTURE PROJECTS
---------------	-------------------------------	-----------------------------	---------------------------------	---------------------------------	---------------------------------	---------------------------------	--------------------	--------------------

DEPARTMENT OF PUBLIC WORKS & DEVELOPMENT SERVICES

Highway Division

Mower Decks	Highway-1	\$25,000	\$40,000				\$65,000	
Rehabilitate Loader Unit 245	Highway-2	\$25,000					\$25,000	
Crew Cab Pick Up Truck	Highway-3	\$36,000				\$40,000	\$76,000	
Melter / Applicator	Highway-4	\$85,000		\$75,000			\$160,000	
One Ton Trucks	Highway-5	\$170,000				\$40,000	\$210,000	
Single Axle Trucks	Highway-6	\$205,000	\$210,000	\$210,000	\$210,000	\$220,000	\$1,055,000	
Tandem Axle Trucks	Highway-7	\$210,000			\$210,000	\$220,000	\$640,000	
Attenuators	Highway-8		\$30,000	\$30,000			\$60,000	
Pick-up Truck	Highway-9		\$34,000				\$34,000	
Tractor Mowers	Highway-10		\$90,000		\$165,000	\$75,000	\$330,000	
Wheel Loaders	Highway-11		\$190,000		\$275,000	\$325,000	\$790,000	
Tri-Axle Trucks	Highway-12			\$212,000	\$212,000	\$240,000	\$664,000	
Skid Steers	Highway-13				\$60,000		\$60,000	
Sweeper	Highway-14				\$100,000		\$100,000	
Sign Truck	Highway-15				\$220,000		\$220,000	
Grader	Highway-16				\$250,000		\$250,000	
Chipper	Highway-17					\$60,000	\$60,000	
Superintendent Vehicles	Highway-18					\$75,000	\$75,000	
Snowblower	Highway-19					\$100,000	\$100,000	
Semi-Trailers	Highway-20					\$130,000	\$130,000	
Service Truck	Highway-21					\$150,000	\$150,000	
Vibratory Asphalt Roller	Highway-22					\$160,000	\$160,000	
Highway C - From Hwy U to 128th Avenue	Highway-23	\$121,147					\$121,147	
Countywide Bicycle Route & Guide Signing	Highway-24	\$320,206					\$320,206	
Highway F - Hwy O to Hwy KD	Highway-25	\$325,000	\$325,000				\$650,000	\$3,584,000
Local Road Improvement Program (LRIP)	Highway-26	\$650,000	\$625,000	\$650,000	\$625,000	\$650,000	\$3,200,000	
Pike River Bridge - Hwy E	Highway-27	\$821,170					\$821,170	
Highway C Multi-Use Trail	Highway-28	\$1,019,370					\$1,019,370	
Highway W - Curve South of Hwy FR	Highway-29	\$1,150,000					\$1,150,000	
Highway S - Hwy 31 to I94	Highway-30	\$1,283,000	\$2,700,000	\$11,020,000	\$4,131,000	\$4,700,000	\$23,834,000	
Pike River Multi-Use Trail	Highway-31	\$1,408,408					\$1,408,408	
Transportation Infrastructure Improvements	Highway-32	\$1,746,390	\$2,090,900	\$2,132,672	\$2,142,500	\$1,992,500	\$10,104,962	
Highway E Multi-Use Trail	Highway-33		\$421,165				\$421,165	
Expense		\$9,600,691	\$6,756,065	\$14,329,672	\$8,600,500	\$9,177,500	\$48,464,428	\$3,584,000
Bonding		\$6,506,490	\$6,128,950	\$9,413,187	\$8,288,000	\$8,852,500	\$39,189,127	\$716,800
Revenue		\$3,094,201	\$627,115	\$4,916,485	\$312,500	\$325,000	\$9,275,301	\$2,867,200
Carryover/Reserves		\$0	\$0	\$0	\$0	\$0	\$0	\$0
Levy Funded		\$0	\$0	\$0	\$0	\$0	\$0	\$0

Project #	Highway-1	Project Title:	Mower Decks
Department:	DPWDS	Department Head:	Ray Arbet
Division:	Highway	Project Manager:	Gary Sipsma

Project Scope and Description:

Replace various mower decks.

Location:

Kenosha County Highway Department.

Analysis of Need:

Replace mower deck 477 in 2017 and mower decks 479 & 480 in 2018. These mower decks have a lot of wear and need to be replaced.

Alternatives:

Continue with current mower decks.

Ongoing Operating Costs:

Routine maintenance and fuel.

Cost Documentation		Funding	
Hwy Estimate	\$65,000	Bonding	\$65,000

Capital Budget Summary

Year	2017	2018	2019	2020	2021	Total 2017-2021
Expense	\$25,000	\$40,000				\$65,000
Bonding	\$25,000	\$40,000				\$65,000
Revenue						
Carryover/Reserves						
Levy Funded						

Project #	Highway-2	Project Title:	Rehabilitate Loader Unit 245
Department:	DPWDS	Department Head:	Ray Arbet
Division:	Highway	Project Manager:	Gary Sipsma

Project Scope and Description:

Rehabilitate loader 245 in order to lengthen it's useful life.

Location:

Kenosha County Highway Department.

Analysis of Need:

Loader 245 has paint that has been destroyed due to rock salt. When rehabbed the loader can see a significant increase in it's useful life.

Alternatives:

If not rehabbed the unit would need to be replaced.

Ongoing Operating Costs:

Routine maintenance and fuel.

Cost Documentation		Funding	
Hwy Estimate	\$25,000	Bonding	\$25,000

Capital Budget Summary

Year	2017	2018	2019	2020	2021	Total 2017-2021
Expense	\$25,000					\$25,000
Bonding	\$25,000					\$25,000
Revenue						
Carryover/Reserves						
Levy Funded						

Project #	Highway-3	Project Title:	Crew Cab Pick-up Truck
Department:	DPWDS	Department Head:	Ray Arbet
Division:	Highway	Project Manager:	Gary Sipsma

Project Scope and Description:

Replace one crew cab pickup truck.

Location:

Kenosha County Highway Department.

Analysis of Need:

Replace 2002 Ford crew cab (unit 115T) in 2017 which will have over 200,000 miles at the time of replacement. This vehicle is used to service the paving crew. 113T to be replaced in 2021.

Alternatives:

Continue to operate existing vehicle and incur costly repairs.

Ongoing Operating Costs:

Routine maintenance and repair of failed components.

Cost Documentation	Funding
Supplier Estimate	Bonding
\$76,000	\$76,000

Capital Budget Summary

Year	2017	2018	2019	2020	2021	Total 2017-2021
Expense	\$36,000				\$40,000	\$76,000
Bonding	\$36,000				\$40,000	\$76,000
Revenue						
Carryover/Reserves						
Levy Funded						

Project #	Highway-4	Project Title:	Melter / Applicator
Department:	DPWDS	Department Head:	Ray Arbet
Division:	Highway	Project Manager:	Gary Sipsma

Project Scope and Description:

Replace melter / applicator.

Location:

Stationed at the Kenosha County Center for use county-wide on State, County, and Local highways.

Analysis of Need:

Current M/A 2003 - Craftco unit no. 508 will have over 4,000 hours of operation at the time of replacement in 2017 and needs constant repairs. Unit 507 to be replaced in 2019.

Alternatives:

Repair: Not cost effective due to age and failure of major components.

Do Nothing: Reduction of services to public due to possible mechanical failure.

Ongoing Operating Costs:

Routine maintenance and fuel.

Cost Documentation	Funding
Highway Estimate	Bonding \$160,000

Capital Budget Summary

Year	2017	2018	2019	2020	2021	Total 2017-2021
Expense	\$85,000		\$75,000			\$160,000
Bonding	\$85,000		\$75,000			\$160,000
Revenue						
Carryover/Reserves						
Levy Funded						

Project #	Highway-5	Project Title:	One Ton Trucks
Department:	DPWDS	Department Head:	Ray Arbet
Division:	Highway	Project Manager:	Gary Sipsma

Project Scope and Description:

Replace five one-ton dump trucks for use by Division of Highways.

Location:

Stationed at the Kenosha County Center for use county-wide on State, County, and Local highways.

Analysis of Need:

2017 Replacement of 2005 GMC 1-Ton - Unit 100T.
2017 Replacement of 2005 GMC 1-Ton - Unit 102T.
2017 Replacement of 2005 GMC 1-Ton - Unit 103T.
2017 Replacement of 2009 Chevrolet 1-Ton - Unit 104T.
2021 Replacement of 2009 Chevrolet 1-Ton - Unit 107T.

Alternatives:

Repair: Not cost effective due to age and failure of major components.
Do Nothing: Reduction of services to public due to mechanical failure of trucks.

Ongoing Operating Costs:

Routine maintenance and fuel. Repair of failing components.

Cost Documentation		Funding	
Highway Estimate	\$210,000	Bonding	\$210,000

Capital Budget Summary

Year	2017	2018	2019	2020	2021	Total 2017-2021
Expense	\$170,000				\$40,000	\$210,000
Bonding	\$170,000				\$40,000	\$210,000
Revenue						
Carryover/Reserves						
Levy Funded						

Project #	Highway-6	Project Title:	Single Axle Trucks
Department:	DPWDS	Department Head:	Ray Arbet
Division:	Highway	Project Manager:	Gary Sipsma

Project Scope and Description:

Replace five single axle dump trucks and attachments of plow, spreader and wing used by the Division of Highways.

Location:

Stationed at the Kenosha County Center for use county-wide on State, County, and Local highways.

Analysis of Need:

2017 Replacement of 1998 Mack with attachments - Unit 191T.
2018 Replacement of 2001 Volvo with attachments - Unit 169T.
2019 Replacement of 2001 Volvo with attachments - Unit 132T.
2020 Replacement of 1999 Mack with attachments - Unit 154T.
2021 Replacement of 1999 Mack with attachments - Unit 184T.

Alternatives:

Repair: Not cost effective due to age and failure of major components.
Do Nothing: Reduction of services to public due to mechanical failure of trucks.

Ongoing Operating Costs:

Routine maintenance and fuel. Repair of failing components.

Cost Documentation		Funding	
Highway Estimate	\$1,055,000	Bonding	\$1,055,000

Capital Budget Summary

Year	2017	2018	2019	2020	2021	Total 2017-2021
Expense	\$205,000	\$210,000	\$210,000	\$210,000	\$220,000	\$1,055,000
Bonding	\$205,000	\$210,000	\$210,000	\$210,000	\$220,000	\$1,055,000
Revenue						
Carryover/Reserves						
Levy Funded						

Project #	Highway-7	Project Title:	Tandem Axle Trucks
Department:	DPWDS	Department Head:	Ray Arbet
Division:	Highway	Project Manager:	Gary Sipsma

Project Scope and Description:

Replace three Tandem Dump Trucks for use by Division of Highways.

Location:

Stationed at the Kenosha County Center for use county-wide on State, County, and Local highways.

Analysis of Need:

2017 Replacement of 2000 Volvo - Unit 168T.

2020 Replacement of 1999 Mack - Unit 145T.

2021 Replacement of 1997 Mack - Unit 149T.

All vehicles will have in excess of 200,000 miles at the time of replacement.

Alternatives:

Repair: Not cost effective due to age and failure of major components.

Do Nothing: Reduction of services to public due to mechanical failure of trucks.

Ongoing Operating Costs:

Routine maintenance and fuel. Repair of failing components.

Cost Documentation	Funding
Highway Estimate \$640,000	Bonding \$640,000

Capital Budget Summary

Year	2017	2018	2019	2020	2021	Total 2017-2021
Expense	\$210,000			\$210,000	\$220,000	\$640,000
Bonding	\$210,000			\$210,000	\$220,000	\$640,000
Revenue						
Carryover/Reserves						
Levy Funded						

Project #	Highway-8	Project Title:	Attenuators
Department:	DPWDS	Department Head:	Ray Arbet
Division:	Highway	Project Manager:	Gary Sipsma

Project Scope and Description:

Replace two attenuators (crash cushions) used by the Division of Highways.

Location:

Kenosha County Highway Department.

Analysis of Need:

Replace two attenuators that are beyond their useful lives. One will be replaced in 2018 and the other will be replaced in 2019.

Alternatives:

Continue to use current attenuators.

Ongoing Operating Costs:

Routine maintenance. Repair as needed.

Cost Documentation		Funding	
Hwy Estimate	\$60,000	Bonding	\$60,000

Capital Budget Summary

Year	2017	2018	2019	2020	2021	Total 2017-2021
Expense		\$30,000	\$30,000			\$60,000
Bonding		\$30,000	\$30,000			\$60,000
Revenue						
Carryover/Reserves						
Levy Funded						

Project #	Highway-9	Project Title:	Pick-up Truck
Department:	DPWDS	Department Head:	Ray Arbet
Division:	Highway	Project Manager:	Gary Sipsma

Project Scope and Description:

Replace pickup truck used by the Division of Highways.

Location:

Stationed at the Kenosha County Center for use county-wide on State, County, and Local highways.

Analysis of Need:

2018 Replacement of 2008 Ford - unit 086T. \$34,000

This vehicle will have over 200,000 miles at time of replacement.

Alternatives:

Repair: Not cost effective due to age and failure of major components.

Do Nothing: Reduction of services to public due to mechanical failure of trucks.

Ongoing Operating Costs:

Routine maintenance and fuel. General repair.

Cost Documentation	Funding
Highway Estimate \$34,000	Bonding \$34,000

Capital Budget Summary

Year	2017	2018	2019	2020	2021	Total 2017-2021
Expense		\$34,000				\$34,000
Bonding		\$34,000				\$34,000
Revenue						
Carryover/Reserves						
Levy Funded						

Project #	Highway-10	Project Title:	Tractor Mowers
Department:	DPWDS	Department Head:	Ray Arbet
Division:	Highway	Project Manager:	Gary Sipsma

Project Scope and Description:

Replace tractor mowers for use by Division of Highways.

Location:

Stationed at the Kenosha County Center for use countywide on State, County and Local Highways.

Analysis of Need:

2018 replacement of 1996 John Deere Tractor w/Attachments - Unit 235. Projected hours will exceed 5,000.

2020 replacement of 1996 John Deere Tractor's - Unit 239 and Unit 240. Projected hours will exceed 5,000 for each.

2021 replacement of 2000 Kubota Tractor - Unit 201. Projected hours will exceed 3,000.

Alternatives:

Repair: Not cost effective due to age and failure of major components.

Ongoing Operating Costs:

Routine maintenance and fuel. Repair of failing components.

Cost Documentation		Funding	
Hwy Estimate	\$330,000	Bonding	\$330,000

Capital Budget Summary

Year	2017	2018	2019	2020	2021	Total 2017-2021
Expense		\$90,000		\$165,000	\$75,000	\$330,000
Bonding		\$90,000		\$165,000	\$75,000	\$330,000
Revenue						
Carryover/Reserves						
Levy Funded						

Project #	Highway-11	Project Title:	Wheel Loaders
Department:	DPWDS	Department Head:	Ray Arbet
Division:	Highway	Project Manager:	Gary Sipsma

Project Scope and Description:

Replace wheel loaders used by the Division of Highways.

Location:

Stationed at the Kenosha County Center for use county-wide on State, County, and Local highways.

Analysis of Need:

2018 replacement of 1983 John Deere Loader - Unit 247.

2020 replacement of 1993 Case Loader - Unit 250.

2021 replacement of 2000 John Deere Loader - Unit 245.

Wheel loaders will vary in cost depending on size and nature of "add-ons" to retrofit equipment.

Alternatives:

Repair: Not cost effective due to age and failure of major components.

Do Nothing: Reduction of services to public due to mechanical failure.

Ongoing Operating Costs:

Routine maintenance and fuel. Repair of failing components.

Cost Documentation		Funding	
Highway Estimate	\$790,000	Bonding	\$790,000

Capital Budget Summary

Year	2017	2018	2019	2020	2021	Total 2017-2021
Expense		\$190,000		\$275,000	\$325,000	\$790,000
Bonding		\$190,000		\$275,000	\$325,000	\$790,000
Revenue						
Carryover/Reserves						
Levy Funded						

Project #	Highway-12	Project Title:	Tri-Axle Trucks
Department:	DPWDS	Department Head:	Ray Arbet
Division:	Highway	Project Manager:	Gary Sipsma

Project Scope and Description:

Replace tri-axle dump trucks and attachments of plow, spreader and wing for use by Division of Highways.

Location:

Stationed at the Kenosha County Center for use county-wide on State, County, and Local highways.

Analysis of Need:

2019 Replacement of 2006 Mack with attachments - Unit 190T.

2020 Replacement of 1997 Mack with attachments - Unit 149T.

2021 Replacement of 2007 Sterling with attachments - Unit 174T.

All vehicles will have in excess of 150,000 miles at the time of replacement.

Alternatives:

Repair: Not cost effective due to age and failure of major components.

Do Nothing: Reduction of services to public due to mechanical failure of truck.

Ongoing Operating Costs:

Routine maintenance and fuel. Repair of failing components.

Cost Documentation		Funding	
Highway Estimate	\$664,000	Bonding	\$664,000

Capital Budget Summary

Year	2017	2018	2019	2020	2021	Total 2017-2021
Expense			\$212,000	\$212,000	\$240,000	\$664,000
Bonding			\$212,000	\$212,000	\$240,000	\$664,000
Revenue						
Carryover/Reserves						
Levy Funded						

Project #	Highway-13	Project Title:	Skid Steers
Department:	DPWDS	Department Head:	Ray Arbet
Division:	Highway	Project Manager:	Gary Sipsma

Project Scope and Description:

Replace two skid steers.

Location:

Stationed at the Kenosha County Center for use county-wide on State, County, and Local highways.

Analysis of Need:

2020 Replacement of 1999 Case Skid Steer Unit 206, will have over 6,000 hours of use at the time of replacement.

Alternatives:

Repair: Not cost effective due to age and failure of major components.

Do Nothing: Reduction of services to public due to mechanical failure of skid steer.

Ongoing Operating Costs:

Routine maintenance and fuel.

Previous Action:

General repair of vehicle.

Cost Documentation		Funding	
Highway	\$60,000	Bonding	\$60,000
Estimate		Reserves	\$0

Capital Budget Summary

Year	2017	2018	2019	2020	2021	Total 2017-2021
Expense				\$60,000		\$60,000
Bonding				\$60,000		\$60,000
Revenue						
Carryover/Reserves						
Levy Funded						

Project #	Highway-14	Project Title:	Sweeper
Department:	DPWDS	Department Head:	Ray Arbet
Division:	Highway	Project Manager:	Gary Sipsma

Project Scope and Description:

Replace the street sweeper.

Location:

Kenosha County Highway Department.

Analysis of Need:

The street sweeper is an important piece of equipment to Kenosha County.

The sweeper helps to keep the County Highways free of debris and needs to be replaced.

Unit 4100T to be replaced in 2020.

Alternatives:

Continue with current sweeper and risk down time for repairs.

Ongoing Operating Costs:

Routine maintenance and fuel. General repair.

Cost Documentation	Funding
Hwy Estimate \$100,000	Bonding \$100,000

Capital Budget Summary

Year	2017	2018	2019	2020	2021	Total 2017-2021
Expense				\$100,000		\$100,000
Bonding				\$100,000		\$100,000
Revenue						
Carryover/Reserves						
Levy Funded						

Project #	Highway-15	Project Title:	Sign Truck
Department:	DPWDS	Department Head:	Ray Arbet
Division:	Highway	Project Manager:	Gary Sipsma

Project Scope and Description:

Replace one Sign Truck for use by Division of Highways.

Location:

Stationed at the Kenosha County Center for use countywide on State, County and Local Highways.

Analysis of Need:

2020 Replacement of 2003 Navistar International - Unit 118T. Projected mileage in excess of 275,000 miles.

Alternatives:

Repair: Not cost effective due to age and failure of major components.

Do Nothing: Unacceptable reduction of service causing traffic safety issues.

Ongoing Operating Costs:

Routine maintenance and fuel. Repair of failing components.

Cost Documentation		Funding	
Hwy Estimate	\$220,000	Bonding	\$220,000

Capital Budget Summary

Year	2017	2018	2019	2020	2021	Total 2017-2021
Expense				\$220,000		\$220,000
Bonding				\$220,000		\$220,000
Revenue						
Carryover/Reserves						
Levy Funded						

Project #	Highway-16	Project Title:	Grader
Department:	DPWDS	Department Head:	Ray Arbet
Division:	Highway	Project Manager:	Gary Sipsma

Project Scope and Description:

Replace grader used by the Kenosha County Highway Division.

Location:

Kenosha County Highway Division.

Analysis of Need:

2020 replacement of 1993 Dresser grader, unit 302.

Alternatives:

Repair: Not cost effective due to age and failure of major components.

Ongoing Operating Costs:

Routine maintenance and fuel. Repair of failing components.

Cost Documentation	Funding
Hwy Estimate \$250,000	Bonding \$250,000

Capital Budget Summary

Year	2017	2018	2019	2020	2021	Total 2017-2021
Expense				\$250,000		\$250,000
Bonding				\$250,000		\$250,000
Revenue						
Carryover/Reserves						
Levy Funded						

Project #	Highway-17	Project Title:	Chipper
Department:	DPWDS	Department Head:	Ray Arbet
Division:	Highway	Project Manager:	Gary Sipsma

Project Scope and Description:

Replace one brush chipper.

Location:

Stationed at the Kenosha County Center for use county-wide on State, County, and Local highways.

Analysis of Need:

Replace 1996 chipper unit no. 4040 which will have over 4,000 hours of operation at the time of replacement.

Alternatives:

Repair: Not cost effective due to age and failure of major components.

Do Nothing: Reduction of services to public due to possible mechanical failure.

Ongoing Operating Costs:

Routine maintenance. General repair as needed.

Cost Documentation		Funding	
Highway Estimate	\$60,000	Bonding	\$60,000

Capital Budget Summary

Year	2017	2018	2019	2020	2021	Total 2017-2021
Expense					\$60,000	\$60,000
Bonding					\$60,000	\$60,000
Revenue						
Carryover/Reserves						
Levy Funded						

Project #	Highway-18	Project Title:	Superintendent Vehicles
Department:	DPWDS	Department Head:	Ray Arbet
Division:	Highway	Project Manager:	Gary Sipsma

Project Scope and Description:

Replace superintendent vehicles used by Kenosha County Highway Department.

Location:

Kenosha County Highway Department.

Analysis of Need:

Replace 2012 GMC Pickup-Unit 003C in 2021

Replace 2012 Jeep Cherokee-Unit 006C in 2021

Alternatives:

Repair: Not cost effective due to age and failure of major components.

Ongoing Operating Costs:

Routine maintenance and fuel. Repair as needed.

Cost Documentation		Funding	
Hwy Estimate	\$75,000	Bonding	\$75,000

Capital Budget Summary

Year	2017	2018	2019	2020	2021	Total 2017-2021
Expense					\$75,000	\$75,000
Bonding					\$75,000	\$75,000
Revenue						
Carryover/Reserves						
Levy Funded						

Project #	Highway-19	Project Title:	Snowblower
Department:	DPWDS	Department Head:	Ray Arbet
Division:	Highway	Project Manager:	Gary Sipsma

Project Scope and Description:

Replace Snowblower used by Kenosha County Highway Department.

Location:

Kenosha County Highway Department.

Analysis of Need:

Replace 1998 Fair Snowblower-Unit 650 in 2021. Repair parts are no longer available and this snowblower will need to be replaced.

Alternatives:

Must be replaced as there are no longer parts available for current snowblower.

Ongoing Operating Costs:

Routine maintenance and fuel. Repair as needed.

Cost Documentation	Funding
Hwy Estimate \$100,000	Bonding \$100,000

Capital Budget Summary

Year	2017	2018	2019	2020	2021	Total 2017-2021
Expense					\$100,000	\$100,000
Bonding					\$100,000	\$100,000
Revenue						
Carryover/Reserves						
Levy Funded						

Project #	Highway-20	Project Title:	Semi-Trailers
Department:	DPWDS	Department Head:	Ray Arbet
Division:	Highway	Project Manager:	Gary Sipsma

Project Scope and Description:

Replace two semi-trailers.

Location:

Kenosha County Highway Department.

Analysis of Need:

Replacement of two semi-trailers in 2021 - unit 4117 and unit 4119.

Alternatives:

Continue to use existing trailer.

Ongoing Operating Costs:

Routine maintenance and repair of failed components.

Cost Documentation		Funding	
Hwy Estimate	\$130,000	Bonding	\$130,000

Capital Budget Summary

Year	2017	2018	2019	2020	2021	Total 2017-2021
Expense					\$130,000	\$130,000
Bonding					\$130,000	\$130,000
Revenue						
Carryover/Reserves						
Levy Funded						

Project #	Highway-21	Project Title:	Service Truck
Department:	DPWDS	Department Head:	Ray Arbet
Division:	Highway	Project Manager:	Gary Sipsma

Project Scope and Description:

Replace service truck.

Location:

Stationed at the Kenosha County Center for use county-wide on State, County, and Local highways.

Analysis of Need:

2021 replacement of a 1993 Ford truck -Unit 022T, needs frequent maintenance and repairs.

Alternatives:

Repair: Not cost effective due to age and failure of major components.

Do Nothing: Reduction of services to public due to mechanical failure of truck.

Ongoing Operating Costs:

Routine maintenance and fuel. General repair.

Cost Documentation	Funding
Highway Estimate \$150,000	Bonding \$150,000

Capital Budget Summary

	2017	2018	2019	2020	2021	Total 2017-2021
Year						
Expense					\$150,000	\$150,000
Bonding					\$150,000	\$150,000
Revenue						
Carryover/Reserves						
Levy Funded						

Project #	Highway-22	Project Title:	Vibratory Asphalt Roller
Department:	DPWDS	Department Head:	Ray Arbet
Division:	Highway	Project Manager:	Gary Sipsma

Project Scope and Description:

Replace vibratory asphalt roller.

Location:

Stationed at the Kenosha County Center for use county-wide on State, County, and Local highways.

Analysis of Need:

Replacement 1996 Ingersoll Rand Roller - Unit 535 will have over 5,000 hours of operation at the time of replacement.

Alternatives:

Repair: Not cost effective due to age and obsolescence of major components.

Do Nothing: Reduction of services to public due to possible mechanical failure.

Ongoing Operating Costs:

Routine maintenance and fuel. General repair.

Cost Documentation	Funding
Highway Estimate	Bonding \$160,000

Capital Budget Summary

Year	2017	2018	2019	2020	2021	Total 2017-2021
Expense					\$160,000	\$160,000
Bonding					\$160,000	\$160,000
Revenue						
Carryover/Reserves						
Levy Funded						

Project #	Highway-23	Project Title:	Highway C - Hwy U to 128th Ave
Department:	Public Works	Department Head:	Ray Arbet
Division:	Highway	Project Manager:	Gary Sipsma

Project Scope and Description:

Reconstruction of roadway using current design standards.

Location:

On Highway "C", from Highway "U" to 128th Avenue.

Analysis of Need:

Existing roadway has deteriorated due to increased traffic volume.

Insufficient intersection and approach geometry causing collisions at CTH U.

Alternatives:

Do Nothing: Roadway will continue to deteriorate and traffic volumes will continue to cause congestion and safety problems.

Ongoing Operating Costs:

Routine highway maintenance and damage repair.

Cost Documentation	Funding
Engineering Estimate \$121,147	Bonding \$ 121,147

Capital Budget Summary

Year	2017	2018	2019	2020	2021	Total 2017-2021
Expense	\$121,147					\$121,147
Bonding	\$121,147					\$121,147
Revenue						
Carryover/Reserves						
Levy Funded						

Project #	Highway-24	Project Title:	Countywide Bicycle Route & Guide Signing
Department:	DPWDS	Department Head:	Ray Arbet
Division:	Highway	Project Manager:	Gary Sipsma

Project Scope and Description:

Installation of bikeway and wayfinding signs along bike routes, bike lanes and shared-use paths. Signs installed as recommended in Kenosha County Comprehensive Bike Plan. Signs include mobile awareness technology to provide information on mapping, road systems and destinations on website.

Location:

All of Kenosha County.

Analysis of Need:

Recommended in Kenosha County Comprehensive Bike Plan.

Alternatives:

Do nothing.

Ongoing Operating Costs:

Maintenance of website.

Cost Documentation	Funding			
County Highway Dept. Estimate	\$320,206	Bonding	\$	64,041
		Revenue	\$	256,165
			\$	320,206

Capital Budget Summary

Year	2017	2018	2019	2020	2021	Total 2017-2021
Expense	\$320,206					\$320,206
Bonding	\$64,041					\$64,041
Revenue	\$256,165					\$256,165
Carryover/Reserves						
Levy Funded						

Project #	Highway-25	Project Title:	Highway F - Hwy O to Hwy KD
Department:	DPWDS	Department Head:	Ray Arbet
Division:	Highway	Project Manager:	Gary Sipsma

Project Scope and Description:

Reconstruction of roadway using current design standards. Purchase right of way.

Location:

On Highway F between Highway O and Highway KD.

Analysis of Need:

Relocate and construct a new segment of Highway F from Highway O to Highway KD. Convert the intersection of F and O from a split intersection to a conventional four-leg intersection. The road will function as a major east/west arterial highway in compliance with the SEWRPC Regional Transportation Plan.

Alternatives:

Do Nothing: Roadway will continue to deteriorate and traffic volumes will continue to cause congestion and safety problems.

Ongoing Operating Costs:

Routine highway maintenance and damage repair.

Engineering completed in previous year. Construction will occur in future years.

Cost Documentation		Funding	
Estimate	\$650,000	Bonding	\$650,000

Capital Budget Summary

Year	2017	2018	2019	2020	2021	Total 2017-2021
Expense	\$325,000	\$325,000				\$650,000
Bonding	\$325,000	\$325,000				\$650,000
Revenue						
Carryover/Reserves						
Levy Funded						

Project #	Highway-26	Project Title:	Local Road Improvement Program (LRIP)
Department:	DPWDS	Department Head:	Ray Arbet
Division:	Highway	Project Manager:	Gary Sipsma

Project Scope and Description:

The Local Road Improvement Program provides 50% matching funds for projects on County trunk highways. Typical projects include but are not limited to; intersection reconstruction, traffic signal installation, roadway reconstruction, traffic hazard elimination and resurfacing.

Numerous successful projects have been completed in the past. The LRIP's success is due to the limited overhead costs required by the Wisconsin Department of Transportation.

Location:

Various locations determined on an as-needed basis.

Analysis of Need:

Typical issues are congestion problems at intersections, reconstruction of roadways to improve vision and narrow width problems, reconstruction of roadways to address structural failures, bridge rehabilitation and resurfacing.

Alternatives:

Do nothing. Increased congestion and safety problems on County trunk highways.

Ongoing Operating Costs:

General maintenance.

Cost Documentation		Funding	
Highway	\$3,200,000	Bonding	\$ 1,600,000
Department		Revenue	\$ 1,600,000
Estimate			\$ 3,200,000

Capital Budget Summary

Year	2017	2018	2019	2020	2021	Total 2017-2021
Expense	\$650,000	\$625,000	\$650,000	\$625,000	\$650,000	\$3,200,000
Bonding	\$325,000	\$312,500	\$325,000	\$312,500	\$325,000	\$1,600,000
Revenue	\$325,000	\$312,500	\$325,000	\$312,500	\$325,000	\$1,600,000
Carryover/Reserves						
Levy Funded						

Project #	Highway-27	Project Title:	Pike River Bridge - Hwy E
Department:	DPWDS	Department Head:	Ray Arbet
Division:	Highway	Project Manager:	Gary Sipsma

Project Scope and Description:

Reconstruction of bridge using current design standards.

Location:

On Highway "E", 0.3 miles west of Highway 31.

Analysis of Need:

Existing bridge is functionally obsolete with an insufficient roadway width.

Alternatives:

Do Nothing: bridge will continue to deteriorate.

Ongoing Operating Costs:

Routine maintenance and repair.

Cost Documentation	Funding		
Contractor Estimate			
\$ 821,170	Revenue	\$	419,200
	Bonding	\$	401,970
	Total Funding	\$	821,170

Capital Budget Summary

Year	2017	2018	2019	2020	2021	Total 2017-2021
Expense	\$821,170					\$821,170
Bonding	\$401,970					\$401,970
Revenue	\$419,200					\$419,200
Carryover/Reserves						
Levy Funded						

Project #	Highway-28	Project Title:	Highway C Multi-Use Trail
Department:	DPWDS	Department Head:	Ray Arbet
Division:	Highway	Project Manager:	Gary Sipsma

Project Scope and Description:

Construction of multi-use path using current design standards.

Location:

On Highway C between River Road and Bain Station Road.

Analysis of Need:

This project involves the construction of a multi-use asphalt path. The route will establish an important link from the Prairie Farms Trail to an existing path located adjacent to Highway C. The The Prairie Farms Trail extends from Highway C southwesterly to Prairie Springs Park in the vicinity of Highway H and 93rd Place. The existing path along Highway C extends from River Road in the Village of Pleasant Prairie westerly across I-94 to 128th Avenue in the Village of Bristol. The proposed project will link residential areas in the Village of Pleasant Prairie and the Village of Bristol to Prairie Springs Park, Lakeview Technology Academy and Lakeview Corporate Park. The proposed path is included in the "Comprehensive Bike Plan for Kenosha County 2035".

Alternatives:

Bikers continue to use present routes.

Ongoing Operating Costs:

None. Engineering completed in prior years.

Cost Documentation		Funding	
Estimate of Construction	\$1,019,370	Revenue	\$574,817
		Bonding	<u>\$444,553</u>
		Total Funding	\$1,019,370

Capital Budget Summary

Year	2017	2018	2019	2020	2021	Total 2017-2021
Expense	\$1,019,370					\$1,019,370
Bonding	\$444,553					\$444,553
Revenue	\$574,817					\$574,817
Carryover/Reserves						
Levy Funded						

Project #	Highway-29	Project Title:	Highway W - Curve South of Hwy FR
Department:	DPWDS	Department Head:	Ray Arbet
Division:	Highway	Project Manager:	Gary Sipsma

Project Scope and Description:

Reconstruction of roadway using current design standards.

Location:

On Highway "W" in 8200 Block of Fox River Road.

Analysis of Need:

Existing roadway has 75-degree curve and approaching hill creating traffic safety issue.

Alternatives:

Do Nothing: Roadway will continue to be traffic safety issue .

Ongoing Operating Costs:

Routine highway maintenance and damage repair.

Previously installated signage and guard rail. Engineering cost included in prior year Capital Budget.

Cost Documentation		Funding	
Construction		Revenue	\$ 754,924
Estimate	\$1,150,000	Bonding	\$ 395,076
		Total Funding	<u>\$1,150,000</u>

Capital Budget Summary

Year	2017	2018	2019	2020	2021	Total 2017-2021
Expense	\$1,150,000					\$1,150,000
Bonding	\$395,076					\$395,076
Revenue	\$754,924					\$754,924
Carryover/Reserves						
Levy Funded						

Project #	Highway-30	Project Title:	Highway S - Hwy 31 to I94
Department:	DPWDS	Department Head:	Ray Arbet
Division:	Highway	Project Manager:	Gary Sipsma

Project Scope and Description:

Reconstruction of County Trunk Highway S from Highway 31 to I-94. This is a multi-year, multi-phase project which will add capacity to accommodate new development.

Engineering	\$1,283,000
Right of Way	5,000,000
Construction	17,551,000
Total Cost	23,834,000
Revenue	(\$4,591,485)
Bonding	\$19,242,515

Location:

On Highway "S" from West of Highway 31 to its intersection with East Frontage Road.

Analysis of Need:

Based on traffic impact analysis associated with area development.

Alternatives:

Do nothing: Create congestion, operational and traffic safety problems.

Ongoing Operating Costs:

General maintenance.

Cost Documentation		Funding	
Highway	\$23,834,000	Bonding	\$ 19,242,515
Department		Revenue	\$ 4,591,485
Estimate			\$ 23,834,000

Capital Budget Summary

Year	2017	2018	2019	2020	2021	Total 2017-2021
Expense	\$1,283,000	\$2,700,000	\$11,020,000	\$4,131,000	\$4,700,000	\$23,834,000
Bonding	\$1,283,000	\$2,700,000	\$6,428,515	\$4,131,000	\$4,700,000	\$19,242,515
Revenue			\$4,591,485			\$4,591,485
Carryover/Reserves						
Levy Funded						

Project #	Highway-31	Project Title:	Pike River Multi-Use Trail
Department:	DPWDS	Department Head:	Ray Arbet
Division:	Highway	Project Manager:	Gary Sipsma

Project Scope and Description:

Construction of multi-use path using current design standards.

Location:

Between Highway A and Highway KR near Petrifying Springs Park.

Analysis of Need:

This project involves the construction of a multi-use asphalt path. The proposed Pike River Trail will provide a link from the existing Petrifying Springs Trail located at its crossing of Highway A in Kenosha County, northerly to the proposed Pike River Pathway at its termini on Highway KR in the Village of Mount Pleasant in Racine County. The proposed path will provide regional access for bikes and pedestrians whose destinations include the Town of Somers, Village of Mount Pleasant, City of Kenosha and City of Racine. Kenosha County and the Village of Mount Pleasant have coordinated plans and proposals of each municipality to ensure connectivity of paths in order to provide a truly regional alternative transportation system in southeast Wisconsin. The proposed path is included in the "Comprehensive Bike Plan for Kenosha County 2035".

Alternatives:

Bikers and pedestrians continue to use present routes.

Ongoing Operating Costs:

None. Engineering completed in prior years.

Cost Documentation		Funding	
Construction	\$1,408,408	Revenue	\$764,095
		Bonding	\$791,686

Capital Budget Summary

Year	2017	2018	2019	2020	2021	Total 2017-2021
Expense	\$1,408,408					\$1,408,408
Bonding	\$644,313					\$644,313
Revenue	\$764,095					\$764,095
Carryover/Reserves						
Levy Funded						

Project #	Highway-32	Project Title:	Transportation Infrastructure Improvement
Department:	DPWDS	Department Head:	Ray Arbet
Division:	Highway	Project Manager:	Gary Sipsma

Project Scope and Description:

All costs associated with engineering, right of way acquisition and construction of the county trunk highway system, bike / pedestrian facilities, and park roads including infrastructure improvements as part of economic development . Project costs include labor, machinery, materials and contractors or sub-contractors.

Location:

Various locations determined on an as-needed basis. Paving locations determined by pavement management system. Factors in determination include pavement condition, traffic volumes and route importance.

Analysis of Need:

Deterioration rate of pavement is 15 years from new to failed. Mileage of County trunk system is 261 miles.

Alternatives:

General Maintenance: Patching, pothole repair and crack repair is costly and time consuming. Settling of pavement and potholes present a safety hazard to motorists.

Do Nothing: Safety hazard to motorists.

Ongoing Operating Costs:

0-3 years: No cost.

4-11 years: Cracking filling and minor pavement repairs.

12+ years: Extensive pavement repairs, resurfacing or replacement.

Cost Documentation	Funding
Highway Department Estimate	Bonding \$ 10,104,962

Capital Budget Summary

	2017	2018	2019	2020	2021	Total 2017-2021
Year						
Expense	\$1,746,390	\$2,090,900	\$2,132,672	\$2,142,500	\$1,992,500	\$10,104,962
Bonding	\$1,746,390	\$2,090,900	\$2,132,672	\$2,142,500	\$1,992,500	\$10,104,962
Revenue						
Carryover/Reserves						
Levy Funded						

The annual paving program on County Trunk Highways is determined based on the PASER Pavement Management Program used by the Division of Highways. The Wisconsin Department of Transportation recommends the PASER program for submission of State mandated pavement rating data. The system has been used successfully by the Division of Highways as a simple, yet effective tool in determining the annual paving program.

On an annual basis, the County Trunk Highway System pavement is evaluated by segment and rated on a scale from 1 to 10. A 10 being new pavement and a 1 being a completely failed pavement. Pavements with a rating from 1 to 5 are considered candidates for an asphalt overlay with the lowest ranking highway segments having a prioritized schedule. Attached is a graph indicating the current miles and percent of miles based on PASER ratings.

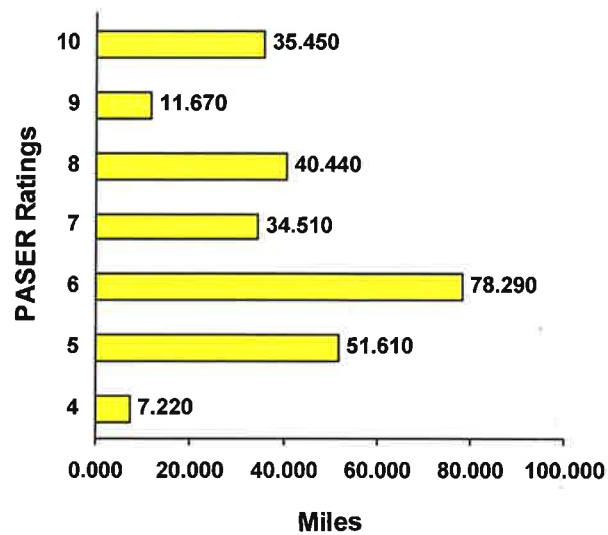
It is not practical to expect all miles within the 1 to 5 PASER ratings to be resurfaced under the County's annual paving program each year. Inevitably, there are circumstances that prevent some of the highway segments from being resurfaced. Some of the circumstances can include, adjacent development projects, utility installation projects, special events, or having the segment included in other funding programs such as Surface Transportation Program (STP) or Local Road Improvement Program (LRIP). However, it should be understood that having a segment of highway included in the STP or LRIP programs does not necessarily reduce mileage from the PASER 1 to 5 ratings. A project in the STP and LRIP programs usually address operational, safety or efficiency issues rather than pavement condition issues.

The proposed 2017 paving program involves resurfacing segments of highway falling in the 2, 3, 4 and possibly 5 PASER ratings. Currently 58.83 miles of highway fall into the Paser range of highways needing improvement. Based on current market prices of asphalt material, it is anticipated that it will cost approximately \$113,000 per mile to resurface County Trunk Highways in 2017.

Based on historical information, an estimated pavement life of a resurfaced highway is 15-years. The 15-year life expectancy is also an accepted time period by GASB 34. With a total County Trunk Highway mileage of 254 miles, the County expects to have 17 miles of highway deteriorate into a resurfacing rating category each year. However, deterioration rates are impacted by many factors including but not limited to weather, traffic, development and pavement base structure. The actual miles of highway rated lower each year can vary according to conditions. In any given year, the miles of highway in need of paving is determined by the miles of pavement condition rated from 1 to 5 plus any carryover miles rated from 1 to 5 in the previous year.

Kenosha County Public Works
Surface Condition
Asphalt Roads/Streets

09/26/2016 9:11:18 AM



<u>Surface Treatment</u>	<u>PASER</u>	<u>Miles</u>	<u>Percent</u>
NO TREATMENT NEEDED	10	35.450	13.7
NO TREATMENT NEEDED	9	11.670	4.5
NO TREATMENT NEEDED	8	40.440	15.6
CRACK SEAL	7	34.510	13.3
CRACK SEAL	6	78.290	30.2
THICK OVERLAY 2.25"	5	51.610	19.9
THICK OVERLAY 2.25"	4	7.220	2.8
USER-DEFINED Operation Mode		Total: 259.190	100%

Project #	Highway-33	Project Title:	Highway E Multi-Use Trail
Department:	DPWDS	Department Head:	Ray Arbet
Division:	Highway	Project Manager:	Gary Sipsma

Project Scope and Description:

Construction of multi-use path using current design standards.

Location:

On Highway E from 20th Avenue to STH 32.

Analysis of Need:

This project involves the construction of a multi-use asphalt path. The path route will establish an important link from the existing multi-use trail to an anticipated path located adjacent to STH 32. The existing Kenosha County multi-use trail extends westerly to UW-Parkside, Petrifying Springs Park and residential areas in the City of Kenosha and the Town of Somers. The existing trail also extends southerly to the City of Kenosha and northerly to the City of Racine. The proposed path will link the existing path system to residential and business areas along STH 32 and eventually will extend southerly to the campus of Carthage College. The proposed path is included in the "Comprehensive Bike Plan for Kenosha County 2035".

Alternatives:

Bikers and pedestrians continue to use present routes.

Ongoing Operating Costs:

None. Engineering completed in previous years.

Cost Documentation		Funding	
Construction Est.	\$421,165	Revenue	\$314,615
		Bonding	\$106,550

Capital Budget Summary

Year	2017	2018	2019	2020	2021	Total 2017-2021
Expense		\$421,165				\$421,165
Bonding		\$106,550				\$106,550
Revenue		\$314,615				\$314,615
Carryover/Reserves						
Levy Funded						

Kenosha County Five Year Capital Outlay/Projects Plan

PROJECT TITLE	Detail Reference Number	2017 Proposed Capital	2018 For Information Only	2019 For Information Only	2020 For Information Only	2021 For Information Only	TOTAL FIVE YEAR	FUTURE PROJECTS
---------------	-------------------------------	-----------------------------	---------------------------------	---------------------------------	---------------------------------	---------------------------------	--------------------	--------------------

DEPARTMENT OF PUBLIC WORKS AND DEVELOPMENT SERVICES

Capital Projects

Energy Efficiency Projects	Cap Proj-1	\$100,000	\$100,000	\$100,000	\$100,000	\$100,000	\$500,000	
Law Enforcement Enhancements	Cap Proj-2	\$5,200,000	\$2,000,000	\$2,000,000	\$2,600,000		\$11,800,000	
Expense		\$5,300,000	\$2,100,000	\$2,100,000	\$2,700,000	\$100,000	\$12,300,000	\$0
Bonding		\$5,300,000	\$2,100,000	\$2,100,000	\$2,700,000	\$100,000	\$12,300,000	\$0
Revenue		\$0	\$0	\$0	\$0	\$0	\$0	\$0
Carryover/Reserves		\$0	\$0	\$0	\$0	\$0	\$0	\$0
Levy Funded		\$0	\$0	\$0	\$0	\$0	\$0	\$0

TOTAL DEPARTMENT OF PUBLIC WORKS & DEVELOPMENT SERVICES								
Expense		\$17,803,191	\$10,824,065	\$18,423,672	\$13,597,500	\$14,460,000	\$75,108,428	\$16,354,000
Bonding		\$14,353,990	\$10,121,950	\$13,432,187	\$13,210,000	\$14,060,000	\$65,178,127	\$12,286,800
Revenue		\$3,169,201	\$702,115	\$4,991,485	\$387,500	\$400,000	\$9,650,301	\$4,067,200
Carryover/Reserves		\$280,000	\$0	\$0	\$0	\$0	\$280,000	\$0
Levy Funded		\$0	\$0	\$0	\$0	\$0	\$0	\$0

Project #	Cap Proj-1	Project Title:	Energy Efficiency Projects
Department:	DPWDS	Department Head:	Ray Arbet
Division:	Facilities	Project Manager:	Frank Martinelli

Project Scope and Description:

Undertake projects that increase energy efficiency and reduce energy costs such as light replacement or equipment changes that have a payback or are subject to energy rebates.

Location:

All Kenosha County buildings.

Analysis of Need:

The county is presented with opportunities on a regular basis to undertake projects that will result in utility expense savings, payback opportunities or are eligible for rebates. These situations are difficult to accurately predict. Funds must be available to replace failing equipment with new equipment that is more energy efficient.

Alternatives:

Continue to repair and maintain existing equipment.

Cost Documentation	Funding
Facilities Estimate \$500,000	Bonding \$500,000

Capital Budget Summary

Year	2017	2018	2019	2020	2021	Total 2017-2021
Expense	\$100,000	\$100,000	\$100,000	\$100,000	\$100,000	\$500,000
Bonding	\$100,000	\$100,000	\$100,000	\$100,000	\$100,000	\$500,000
Revenue						
Carryover/Reserves						
Levy Funded						

Project #	Cap Proj-2	Project Title:	Law Enforcement Enhancements
Department:		Department Head:	Various
Division:		Project Manager:	Various

Project Scope and Description:

Kenosha County will collaborate with the City of Kenosha and Joint Services to greatly enhance the law enforcement capabilities of all Departments. This multi-year project will involve relocating the Medical Examiner from its current hospital location to the Public Safety Building (lease expires mid-2018), renovating the shooting range and evidence processing areas of the PSB, construction of a new building for the storage of Sheriff Department equipment near the Detention Center and revitalizing the County-owned Badger Millwork Building located in the Civic Center area to serve as a vehicle repair and service center.

Medical Examiner relocation	\$5,800,000
Evidence area	2,000,000
Shooting range	500,000
Sheriff equipment storage	1,700,000
Badger Millwork renovation	1,800,000
Total project cost	\$11,800,000

Location:

Public Safety Building, Civic Center and Kenosha County Detention Center.

Analysis of Need:

The existing facilities used by the Medical Examiner and Emergency Operations are insufficient to accommodate current operations. When the PSB was remodeled several years ago, space was set aside to buildout new office / work areas for these two Departments. This project will result in the design and construction of appropriate workspaces. The County currently rents space to accommodate the Medical Examiner. The ME lease expires in 2018.

The evidence processing and shooting range areas of the PSB are insufficient to handle the needs of all Law Enforcement Departments currently using these facilities. This project will improve and enhance these areas and provide the needed functionality for the future.

The Badger Millwork Building was previously acquired by the County and currently stands idle. The current law enforcement vehicle service and repair area in the PSB is inadequate for the needs of mechanics and repair technicians. Relocation of the repair center to the Badger Building will provide the needed space for mechanics to more effectively and efficiently maintain the fleet as well as free up some space in the PSB for the other previously mentioned improvements.

For many years the Sheriff has stored equipment at various locations throughout the County. Construction of a new storage building near the Detention Center will consolidate the fleet of support vehicles and increase the Sheriff's efficiency when dealing with emergency situations and vehicle evidence processing.

Ongoing Operating Costs:

Cost of operations in existing facilities; rent, utilities and basic maintenance.

Cost Documentation		Funding				
Consultant Estimate	\$11,800,000	Bonding	\$11,800,000			
Capital Budget Summary						
Year	2017	2018	2019	2020	2021	Total 2017-2021
Expense	\$5,200,000	\$2,000,000	\$2,000,000	\$2,600,000		\$11,800,000
Bonding	\$5,200,000	\$2,000,000	\$2,000,000	\$2,600,000		\$11,800,000
Revenue						
Carryover/Reserves						
Levy Funded						

Kenosha County Five Year Capital Outlay/Projects Plan

PROJECT TITLE	Detail Reference Number	2017 Proposed Capital	2018 For Information Only	2019 For Information Only	2020 For Information Only	2021 For Information Only	TOTAL FIVE YEAR	FUTURE PROJECTS
---------------	-------------------------------	-----------------------------	---------------------------------	---------------------------------	---------------------------------	---------------------------------	--------------------	--------------------

LAW ENFORCEMENT

Sheriff

Passenger Vans	Sheriff-1	\$36,000		\$36,000		\$36,000	\$108,000	
Replace Automatic External Defibrillation System	Sheriff-2	\$70,000					\$70,000	
Evidence Collection Vehicle	Sheriff-3	\$90,000					\$90,000	
Marked/Unmarked Fleet	Sheriff-4	\$478,000	\$456,000	\$426,000	\$426,000	\$426,000	\$2,212,000	
Cargo Van and Extended Passenger Vans	Sheriff-5		\$29,000		\$51,000		\$80,000	
Cube Truck	Sheriff-6		\$35,000	\$35,000			\$70,000	
Extended Length SUV	Sheriff-7					\$45,000	\$45,000	
Flight Type Dishwasher	Sheriff-8					\$130,000	\$130,000	
Expense		\$674,000	\$520,000	\$497,000	\$477,000	\$637,000	\$2,805,000	\$0
Bonding		\$674,000	\$520,000	\$497,000	\$477,000	\$637,000	\$2,805,000	\$0
Revenue		\$0	\$0	\$0	\$0	\$0	\$0	\$0
Carryover/Reserves		\$0	\$0	\$0	\$0	\$0	\$0	\$0
Levy Funded		\$0	\$0	\$0	\$0	\$0	\$0	\$0

Vehicle amounts shown here are not net of proceeds from the sale of vehicles at auction.

TOTAL LAW ENFORCEMENT								
Expense		\$674,000	\$520,000	\$497,000	\$477,000	\$637,000	\$2,805,000	\$0
Bonding		\$674,000	\$520,000	\$497,000	\$477,000	\$637,000	\$2,805,000	\$0
Revenue		\$0	\$0	\$0	\$0	\$0	\$0	\$0
Carryover/Reserves		\$0	\$0	\$0	\$0	\$0	\$0	\$0
Levy Funded		\$0	\$0	\$0	\$0	\$0	\$0	\$0

Project #	Sheriff - 1	Project Title:	Passenger Vans
Department:	Sheriff's Dept.	Department Head:	David G. Beth, Sheriff
Division:	Patrol	Project Manager:	Captain Ken Weyker

Project Scope and Description:
 Vehicle used for inmate transport to and from the County detention facilities as well as other County, Federal, and State institutions. The conveyance fleet includes both cargo and passenger style vans. The passenger style vans require a conversion kit in order to make it suitable for inmate transporting.

Locations:
 Public Safety Building

Analysis of Need:
 Transport vehicles are used on a daily basis and accumulate high mileage over a three to four year span. There are two passenger style vans to handle the daily inmate transporting duties. On an annual rotating basis one cargo style van or passenger van is sent to auction.

Alternatives:
 Do Nothing: Risk vehicle breakdown while transporting prisoners putting at risk both the officer and general public. A disabled vehicle would also cause for delays in transporting inmates.

Ongoing Operating Costs:
 Routine vehicle maintenance and fuel costs.

Cost Documentation	Funding
Total Cost: \$108,000 Auction Value: (\$15,000) Net Cost: \$93,000 *Sheriff vehicles are sold at auction and revenue proceeds are recorded in Sale of Co Property revenue line item	Bonding \$108,000

Capital Budget Summary

Year	2017	2018	2019	2020	2021	Total 2017-2021
Expense	\$36,000		\$36,000		\$36,000	\$108,000
Bonding	\$36,000		\$36,000		\$36,000	\$108,000
Revenue						
Carryover/Reserves						
Levy Funded						

Project #	Sheriff - 2	Project Title:	Replace Automatic External Defibrillation System
Department:	Sheriff's Dept.	Department Head:	David G. Beth, Sheriff
Division:	Operations	Project Manager:	Captain Ken Weyker

Project Scope and Description:

Replace the entire inventory of Automatic External Defibrillators that are deployed in patrol vehicles. 55 units.

Locations:

Patrol Squads

Analysis of Need:

Automatic External Defibrillators have about a 7 year life span before the device should be replaced. We have about 55 devices deployed primarily in patrol squads. The devices are expensive and we have only been able to upgrade the oldest devices purchased to newer models throughout the last 10 years and only a few at a time. This project replaces the entire inventory at one time. This method assures that each squad has the same model for operator ease and for supply inventory of batteries and replacement pads.

Through the budget process and/or grants we've acquired and/or replaced our inventory of AED units for patrol squads. However, we have never purchased more than five at any one time.

Alternatives:

Replace a few at a time, each year, choosing the oldest units to be replaced.

Ongoing Operating Costs:

Batteries, replacement pads.

Cost Documentation	Funding
Supplier Estimate: \$70,000	Bonding \$70,000

Capital Budget Summary

Year	2017	2018	2019	2020	2021	Total 2017-2021
Expense	\$70,000					\$70,000
Bonding	\$70,000					\$70,000
Revenue						
Carryover/Reserves						
Levy Funded						

Project #	Sheriff - 3	Project Title:	Evidence Collection Vehicle
Department:	Sheriff's Dept.	Department Head:	David G. Beth, Sheriff
Division:	Operations	Project Manager:	Captain Ken Weyker

Project Scope and Description:

Custom designed evidence collection vehicle. Ample head room throughout vehicle from cab to rear doors. Includes custom cabinetry to store evidence collection equipment as well as a desk to write reports. Vendor to provide training regarding how vehicle works. Cost includes graphics for the exterior, exterior graphics, mobile police radio, and a modem to be installed.

Locations:

Public Safety Building

Analysis of Need:

The Detective Bureau does not currently have a dedicated vehicle for the purpose of collecting evidence. Currently evidence collection equipment is stored in multiple squad cars as well as storage rooms inside the Public Safety Building. With current practice a squad car may be out on a call with much needed evidence equipment stored in the vehicle. Owning this vehicle would help centralize all the evidence collection equipment and make it more efficient for transport to the scene. A delay in evidence collection equipment becoming available causes a negative impact on an investigation. This vehicle can help expedite the necessary equipment to help speed up the evidence collection process.

In the past, the County purchased an ambulance style vehicle with the sole purpose of collecting evidence. That vehicle has since been sold at public auction.

Ongoing Operating Costs:

Vehicle maintenance and fuel.

Cost Documentation	Funding
Supplier Estimate: \$90,000	Bonding \$90,000

Capital Budget Summary

Year	2017	2018	2019	2020	2021	Total 2017-2021
Expense	\$90,000					\$90,000
Bonding	\$90,000					\$90,000
Revenue						
Carryover/Reserves						
Levy Funded						

Project #	Sheriff - 4	Project Title:	Marked/Unmarked Fleet
Department:	Sheriff's Department	Department Head:	David G. Beth
Department:	Operations	Project Manager:	Captain Ken Weyker

Project Scope and Description:

Historically, the Sheriff's Department replaces 1/3 of their marked and unmarked vehicles each year. The cost of the new vehicles purchased includes all additional costs in order to become road-ready. Most of the additional items will subsequently be available for use on future vehicles purchased.

Location:

Public Safety Building

Analysis of Need:

The Sheriff's Department fleet is paramount in providing reliable service to the citizens of Kenosha County. If the vehicles are not replaced within the recommended time-frame vehicle shortages occur due to maintenance issues.

Alternatives:

None: Regular turnover of the patrol squad fleet is imperative for operator safety and reliability.

Ongoing Operating Costs:

Routine maintenance and fuel.

Cost Documentation		Funding	
Total Cost:	\$2,212,000	Bonding	\$2,212,000
Auction Value:	(\$280,000)		
Net Cost:	\$1,932,000		
*Sheriff vehicles are sold at auction and revenue proceeds are recorded in Sale of Co Property revenue line item			

Capital Budget Summary

	QTY:	15	15	14	14	14	Total
	Year	2017	2018	2019	2020	2021	2017-2021
Expense		\$478,000	\$456,000	\$426,000	\$426,000	\$426,000	\$2,212,000
Bonding		\$478,000	\$456,000	\$426,000	\$426,000	\$426,000	\$2,212,000
Revenue							
Carryover/Reserves							
Levy Funded							

Each year a complement of replacement vehicles are purchased and a like amount are sent to auction.

Project #	Sheriff - 5	Project Title:	Cargo Van and Extended Passeenger Vans
Department:	Sheriff's Department	Department Head:	David G. Beth
Division:	Detentions	Project Manager:	Captain Marc Levin

Project Scope and Description:

These vehicles are used for inmate/detainee drop-offs and pickups at our facilities, other County Jails, Federal Facilities and State Institutions. Conveyance fleet consists of cargo style vans and passenger style vans. Costs include upfit to make the passenger vans transport ready; which includes either an aluminum prisoner transport insert for the cargo style van or conversion costs on the passenger van style.

Location:

Public Safety Building

Analysis of Need:

These transport vehicles are used daily and accumulate a high amount of mileage over 3-4 yrs. use. The cargo van style includes the purchase of an aluminum prisoner insert that is transferrable when the van is decommissioned.

Alternatives:

Do Nothing: Possible vehicle breakdown, while on route, risking officer/prisoner and public safety. A downed vehicle will also reduce the department's ability to transport larger numbers of inmates.

Ongoing Operating Costs:

Routine vehicle maintenance and fuel costs.

Cost Documentation	Funding
Total Cost: \$80,000	Bonding: \$80,000
Auction Value (2) Vehicles (\$10,000)	
Net Cost: \$70,000	
*Sheriff vehicles are sold at auction and revenue proceeds are recorded in Sale of Co Property revenue line item	

Capital Budget Summary

Year	2017	2018	2019	2020	2021	Total 2017-2021
Expense		\$29,000		\$51,000		\$80,000
Bonding		\$29,000		\$51,000		\$80,000
Revenue						
Carryover/Reserves						
Levy Funded						

Each replacement vehicle will require one of the current vans be decommissioned and sold at auction, Maintaining a fleet of five (5) extended length transport vans for the Conveyance Unit.

Project #	Sheriff - 6	Project Title:	Cube Truck
Department:	Sheriff's Department	Department Head:	David G. Beth
Division:	Detentions - Laundry	Project Manager:	Captain Robert Hallisy

Project Scope and Description:

Replace one cube truck. One truck is used to transport inmate laundry between the downtown facility and the KCDC facility. The other cube truck currently in inventory is used to transport food between facilities. The plan is to replace one of the two cube trucks about every 7 to 10 years.

Location:

Cube Trucks are stored at the KCDC facility.

Analysis of Need:

Currently the department has two cube truck style vehicles, one used for food transport and one used for laundry transport between downtown facility and KCDC facility. One of the cube trucks had been replaced in Budget year 2008 for food transportation. The current laundry cube truck was purchased in 2007. Daily trips back and forth put wear on these vehicles.

Alternatives:

Repair: Not cost effective due to the age and usage of the vehicle requiring major repair of vehicle components.

Do nothing: Risk vehicle break down with no means to transport cargo between detentions facilities.

Ongoing Operating Costs:

Routine maintenance and fuel costs.

Cost Documentation		Funding
Total Cost:	\$70,000	Bonding: \$ 70,000
Auction Value:	<u>(\$9,000)</u>	
Net Cost:	\$61,000	
*Sheriff vehicles are sold at auction and revenue proceeds are recorded in Sale of Co Property revenue line item		

Capital Budget Summary

Year	2017	2018	2019	2020	2021	Total 2017-2021
Expense		\$35,000	\$35,000			\$70,000
Bonding		\$35,000	\$35,000			\$70,000
Revenue						
Carryover/Reserves						
Levy Funded						

Project #	Sheriff - 7	Project Title:	Extended Length SUV
Department:	Sheriff's Department	Department Head:	David G. Beth, Sheriff
Division:	Detentions	Project Manager:	Captain Marc Levin

Project Scope and Description:

Purchase one extended length SUV vehicle to replace the 2008 model currently assigned to the Conveyance Unit.
This vehicle style is used for inmate/detainee transport to/from other WI county jails, federal facilities and WI state prisons.

Location:

Stored in the Public Safety Building parking garage.

Analysis of Need:

Transport vehicles are used daily to transport inmates/detainees. The extended length SUV vehicle classification provides a larger fuel tank capacity than our fleet of extended passenger vans and sedans allowing transport for long distance with less stops for fuel.

Alternatives:

The 2016 Suburban currently in the Conveyance Unit fleet will be aged by 2021, risking breakdown or service requiring prolonged absence for use. Regular turnover of the large capacity transport vehicles is more efficient for manpower and vehicle availability than assigning a few sedan models to transport the same number of inmate/detainees that this larger transport vehicle provides.

Ongoing Operating Costs:

Routine vehicle maintenance and fuel costs.

Cost Documentation	Funding
Total Cost: \$45,000	Bonding: \$45,000
Auction Value: (\$3,000)	
Net Cost: \$42,000	
*Sheriff vehicles are sold at auction and revenue proceeds are recorded in Sale of Co Property revenue line item.	

Capital Budget Summary

Year	2017	2018	2019	2020	2021	Total 2017-2021
Expense					\$45,000	\$45,000
Bonding					\$45,000	\$45,000
Revenue						
Carryover/Reserves						
Levy Funded						

Project #	Sheriff - 8	Project Title:	Flight Type Dishwasher
Department:	Sheriff's Dept.	Department Head:	David G. Beth, Sheriff
Division:	Patrol	Project Manager:	Captain Marc Levin

Project Scope and Description:

Replace one conveyor style warewasher at the Kenosha County Detention Center. It is a rack conveyor dishwashing system with three compartments including a blow dryer and hot water final rinse. It has the capability of washing 14,000 dishes per hour.

Locations:

Kenosha County Detention Center Kitchen

Analysis of Need:

The first warewasher machine at KCDC was put in during the summer of 1998 and then replaced in 2009. The system runs constantly, 13 hours per day, 7 days a week. This dishwashing system will likely need a replacement every 11-12 years.

Alternatives:

Make major repairs to the current dishwashing system, including: new pumps, conveyor, heaters, blowers, switches, and electrical connections as they wear.

Ongoing Operating Costs:

Repair costs and detergent supplies.

Cost Documentation		Funding	
Supplier Estimate:	\$130,000	Bonding	\$130,000

Capital Budget Summary

Project Phase

Year

Expense

Bonding

Revenue

Carryover/Reserves

Levy Funded

2017	2018	2019	2020	2021	Total 2017-2021
				\$130,000	\$130,000
				\$130,000	\$130,000

Kenosha County Five Year Capital Outlay/Projects Plan

PROJECT TITLE	Detail Reference Number	2017 Proposed Capital	2018 For Information Only	2019 For Information Only	2020 For Information Only	2021 For Information Only	TOTAL FIVE YEAR	FUTURE PROJECTS
---------------	-------------------------------	-----------------------------	---------------------------------	---------------------------------	---------------------------------	---------------------------------	--------------------	--------------------

Bonded Item Greater than \$5,000 less than \$25,000

Item Greater than \$5,000 less than \$25,000	Other - 1	\$382,100	\$183,050	\$95,813	\$38,000	\$28,000	\$726,963	
Expense		\$382,100	\$183,050	\$95,813	\$38,000	\$28,000	\$726,963	\$0
Bonding		\$382,100	\$183,050	\$95,813	\$38,000	\$28,000	\$726,963	\$0
Revenue		\$0	\$0	\$0	\$0	\$0	\$0	\$0
Carryover/Reserves		\$0	\$0	\$0	\$0	\$0	\$0	\$0
Levy Funded			\$0	\$0	\$0	\$0	\$0	\$0

TOTAL OTHER								
Expense		\$382,100	\$183,050	\$95,813	\$38,000	\$28,000	\$726,963	\$0
Bonding		\$382,100	\$183,050	\$95,813	\$38,000	\$28,000	\$726,963	\$0
Revenue		\$0	\$0	\$0	\$0	\$0	\$0	\$0
Carryover/Reserves		\$0	\$0	\$0	\$0	\$0	\$0	\$0
Levy Funded		\$0	\$0	\$0	\$0	\$0	\$0	\$0

Project #	Other - 1	Project Title:	Bonded Capital Less than \$25,000
Department:	Various	Department Head:	Various
Division:	Various	Project Manager:	Various

Project Scope and Description:

Bonded capital less than \$25,000.

Location:

Various - See department/division budgets for detail for capital outlay/project items.

Analysis of Need:

The county also borrows for capital outlay/projects between \$5,000 and \$25,000.

Alternatives:

Use existing equipment.

Ongoing Operating Costs:

Maintenance and upkeep of item purchased.

Cost Documentation		Funding	
Cost Estimate	\$726,963	Bonding	\$726,963

Capital Budget Summary

Year	2016	2017	2018	2019	2020	Total 2017-2021
Expense	\$382,100	\$183,050	\$95,813	\$38,000	\$28,000	\$726,963
Bonding	\$382,100	\$183,050	\$95,813	\$38,000	\$28,000	\$726,963
Revenue						
Carryover/Reserves						
Levy Funded						

2017 CAPITAL OUTLAY < \$25,000

						PROPOSED OUTLAY BUDGET	
DEPARTMENT	FUND	BUS. UNIT	OBJ.	ITEM/DESCRIPTION	QTY		
DPW - Facilities	411	19480	580050	Branch Jury Chairs			\$5,000
DPW - Facilities	411	19480	580050	Replace Ice Machine			\$5,000
DPW - Facilities	411	19480	580050	Bookshelves			\$7,500
DPW - Facilities	411	19480	580050	Stand-On Auto scrubber	2		\$14,000
DPW - Facilities	411	19480	580050	Snow Removal Equipment			\$18,000
DPW - Facilities	411	19480	582200	Add Cooling Tower Water System			\$8,000
DPW - Facilities	411	19480	582200	Replace Carpet KCDC Administration			\$10,000
DPW - Facilities	411	19480	582200	Upgrade H-Dorm Shower Controls - KCDC			\$10,000
DPW - Facilities	411	19480	582200	Admin/Employee Door Replacements - PreTrial			\$12,000
DPW - Facilities	411	19480	582200	Replace Sidewalks - Parking Structure			\$13,000
DPW - Facilities	411	19480	582200	Waterproof Showers in Z-Dorm - PreTrial			\$13,000
DPW - Facilities	411	19480	582200	Replace Makeup Air Unit			\$15,000
DPW - Facilities	411	19480	582200	Install Remote Emergency Power Monitors to Tower:	3		\$15,000
DPW - Facilities	411	19480	582200	Replace Carpet in Circuit Court			\$24,000
DPW - Facilities	411	19480	582200	Replace Fire Alarm Panels	4		\$71,500
							<u>\$241,000</u>
DPW - Facilities - Safety Bldg	411	19580	582200	HVAC Air Compressor			\$8,000
DPW - Facilities - Safety Bldg	411	19580	582200	Connect IDF Closets to Generator			\$6,000
DPW - Facilities - Safety Bldg	411	19580	582200	Upgrade INET Door Controllers	2		\$6,400
DPW - Facilities - Safety Bldg	411	19580	582200	Replace Sallyport Doors	2		\$8,000
DPW - Facilities - Safety Bldg	411	19580	582200	Replace Spill Bucket for Fuel Tanks			\$20,000
							<u>\$48,400</u>
DPW - Facilities - DHS Bldg	203	53986	582200	Replace Entrance A Doors			\$6,000
DPW - Facilities - DHS Bldg	203	53986	582200	Install Instant Hot Water Heaters	11		\$15,000
							<u>\$21,000</u>
DPW - Parks and Recreations	411	65180	580050	Utility Cart			\$17,000
DPW - Parks and Recreations	411	65180	580050	Sweeper			\$5,200
							<u>\$22,200</u>
DPW - Highway	711	31180	581390	Mower Deck			\$8,000
DPW - Highway	711	31180	580050	Sandblaster			\$8,000
DPW - Highway	711	31180	581390	Fork Truck			\$12,500
							<u>\$28,500</u>
DHS - Brookside	608	42195	582200	Elevator Improvements			\$21,000
							<u>\$21,000</u>
Total Capital Outlay							<u><u>\$382,100</u></u>

Kenosha County Five Year Capital Outlay/Projects Plan

PROJECT TITLE	Detail Reference Number	2017 Proposed Capital	2018 For Information Only	2019 For Information Only	2020 For Information Only	2021 For Information Only	TOTAL FIVE YEAR	FUTURE PROJECTS
---------------	-------------------------------	-----------------------------	---------------------------------	---------------------------------	---------------------------------	---------------------------------	--------------------	--------------------


TOTAL ALL DEPARTMENTS								
Expense		\$22,618,969	\$14,762,115	\$22,854,485	\$16,453,500	\$17,469,000	\$94,158,069	\$16,354,000
Bonding		\$18,995,000	\$14,000,000	\$17,800,000	\$16,000,000	\$17,000,000	\$83,795,000	\$12,286,800
Revenue		\$3,261,778	\$702,115	\$4,991,485	\$387,500	\$400,000	\$9,742,878	\$4,067,200
Carryover/Reserves		\$305,000	\$0	\$0	\$0	\$0	\$305,000	\$0
Levy Funded*		\$57,191	\$60,000	\$63,000	\$66,000	\$69,000	\$315,191	\$0

*All levy funded capital is subject to availability of levy dollars annually.

2017 Information Technology Capital Budget Preview

Prepared for the County Budget Book

October 3, 2016




Year to Year Comparison

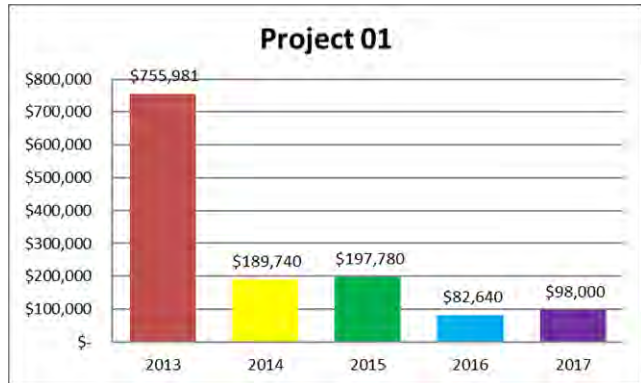
Project Allocations

Project	2017	2016
Project 1 – KALM Applications	\$98,000	\$82,640
Project 2 – Human Services	\$158,600	\$11,300
Project 3 – Finance	\$167,500	\$150,000
Project 4 – Countywide Infrastructure	\$976,300	\$720,200
Project 5 – Law Enforcement	\$64,250	\$124,500
Project 6 – Public Works	\$276,260	\$23,600
Project 7 – Audio/Video Projects	\$24,000	\$51,600
Project 8 – Web Enhancements	\$25,000	\$25,000
Project 9 – IT Contractor Support	\$135,00	\$135,000
Project 10 - Capital Adjustments	\$0	\$0
<i>Subtotal</i>	<i>\$1,924,910</i>	<i>\$1,323,840</i>
Project 12 – Enterprise Systems	\$1,349,000	\$1,176,160
Grand Total	\$3,273,910	\$2,500,000

2017 IT Capital Budget Preview



Project 1 – KALM Applications




2016 Highlights

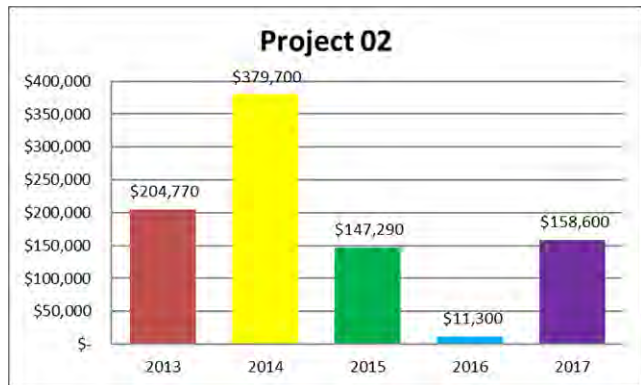
- Land Information
 - Digital Scanner (\$2,700)
 - Mapping Grade GPS (\$12,240)
 - ArcGIS Development Environment (\$25,000)
- Planning and Development
 - eTRAKiT Upgrade (\$33,000)
- Register of Deeds
 - Trimin Software (\$9,700)

2017 Projects

- County Clerk
 - ECM Workspace and Scanner (\$8,300)
- Planning and Development
 - New Audio / Visual Equipment for KCC (\$23,500)
 - TRAKiT Upgrade (\$55,000)
 - Point of Sale System – Tree Program (\$7,300)
- UW Extension
 - Point of Sale System for UWX Classes (\$3,900)



Project 2 – Human Services




2016 Highlights

- Brookside Care Center
 - MFD for Medical Records Department (\$5,000)
- Workforce Development
 - Dual Screen for Child Support (\$6,300)

2017 Projects

- ADRC
 - 14 Laptop Computers for IAA in Resource Center (\$24,200)
- Brookside
 - Notebook, Docking Station, Monitor (\$1,900)
- Child Support
 - Laptop Upgrades (\$8,200)
- Economic Support
 - Creation of Numara Workspace for ES Billing (\$4,000)
 - Laptops & Docking Stations for 4 Lead Workers (\$6,500)
- Health
 - Replacement of Health Division Laptops (\$68,500)
 - CD Treatment Flow (CDP / ezEMRx) (\$23,500)
- Medical Examiner
 - Laptops, Radios, and Docking Stations (\$21,800)



Project 3 – Finance



2016 Highlights

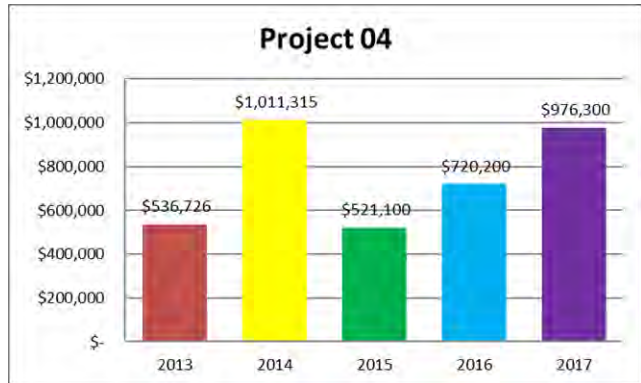
- Finance
 - Ceridian HCM (\$150,000)

2017 Projects

- Finance
 - New Workflow in Footprints - Chart of Accounts (\$4,000)
 - New Workflows Footprints - Budget Process (\$8,500)
 - Ceridian HCM System (\$155,000)



Project 4 – Countywide Infrastructure




2016 Highlights

- Information Technology
 - IMS21 Conversion to Laserfiche (\$20,000)
 - Endpoint Device Technology Refresh (\$300,000)
 - Office 2013 Capitalization (\$150,000)
 - SAN Infrastructure Refresh (\$200,200)
 - Network Device Technology Refresh (\$50,000)

2017 Projects

- Information Technology
 - Standardized Developer Tools (\$8,600)
 - Laserfiche Upgrade (\$11,700)
 - SQL Server Tools (\$9,000)
 - County Board Device Upgrades (\$17,000)
 - Emergency Alert System for Cash Control stations (\$12,000)
 - Office 365 (\$160,000)
 - Endpoint Technology Refresh (\$181,000)
 - WiFi Upgrade - Stage 1 of 2 (\$100,000)
 - Firewall Upgrade (\$192,000)
 - Fiber Switch Upgrade (\$285,000)



Project 5 – Law Enforcement




2016 Highlights

- Desktop Scanners for Courts (\$12,300)
- WiFi for the Molinaro Building (\$20,000)
- Dual Screens for Detentions (\$8,000)
- ID Card Printer (\$7,900)
- Upgrade Cheftec Kitchen Management Software (\$10,300)
- Multi-Vendor Mobile Phone Repeater for KSD Admin (\$6,000)
- Add 4 Desktops for Detentions and 2 Laptops for Sheriff Mobile Command (\$12,800)
- Access Database Application Upgrades (\$10,000)
- Telestaff Upgrade (\$31,000)

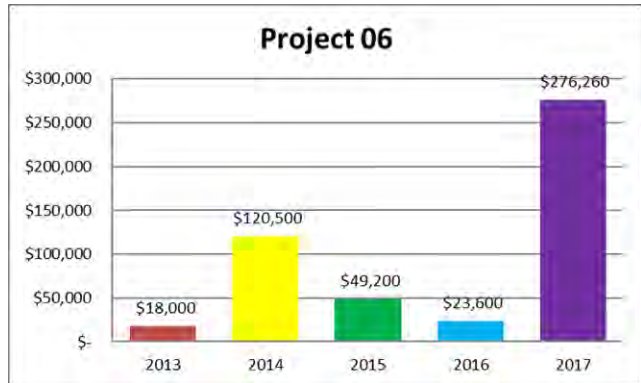
2017 IT Capital Budget Preview

2017 Projects

- Circuit Court
 - Scanners (\$3,500)
 - Power Point Projector & Screen (\$2,000)
 - Laptop (\$1,950)
- Sheriff
 - ADD (2) - Desktop PC Workstations (\$1,800)
 - Fund the Local Match for Computer Equip-Emg. Gov. (\$1,000)
 - Desktop Monitors (\$10,500)
 - New Laptops for Sheriff Fleet of Vehicles (\$43,500)



Project 6 – Public Works



2016 Highlights

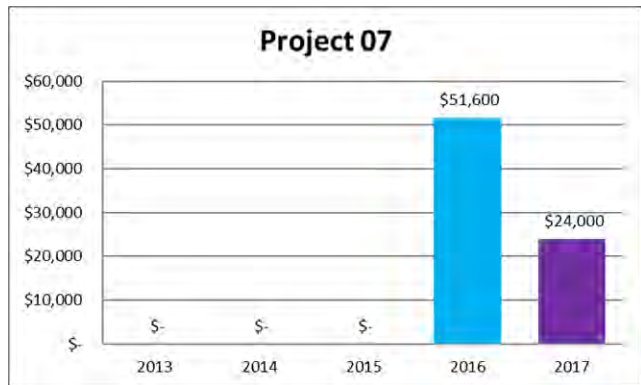
- Facilities
 - AT&T Phone Repeater for PSB and KCDC (\$2,400)
- Golf
 - Golf System Review and RFP (\$4,800)
- Highway
 - New MFD in Highway Office (\$8,000)
 - Highway Software Upgrades (x3) (\$8,400)

2017 Projects

- Facilities
 - Brookside Construction (Stage 1 of 2) (\$100,000)
 - New PCs to Run Trane Software (\$4,200)
 - New Surface-Type Laptops for Electrician and HVAC (\$4,800)
- Golf
 - MFD for Brighton Dale Maintenance Shop (\$1,000)
- Highway
 - Carlson SurvPC / Field (\$3,800)
 - Panasonic Toughpad FZ-G1 (\$3,700)
 - Pavement Management Software (\$9,200)
 - Crash Analysis Package (\$12,200)
 - Siemens TACTICS Traffic Management Software (\$1,960)
 - Addl. License - Autodesk Civil 3D (\$3,800)
- Parks
 - Communal Computer - Pets Park Breakroom (\$1,100)
 - Point of Sale Systems - Accept Credit Cards (\$10,000)
 - Provide Wi-Fi Access At Park Locations (\$40,000)
- Public Works
 - Consolidated Bike Route and Parks Mobile App (\$80,500)



Project 7 – Video Conferencing




2017 Projects

- Audio/Video Projects
 - Video Conferencing Unit for Courts (\$24,000)

2016 Highlights

- Courtroom Soundbars (\$3,200)
- Courtroom Document Cameras (\$9,600)
- Audio / Visual for Clerk of Courts Conference Room (\$3,700)
- Audio / Visual for Jury Room (\$4,000)
- Counsel Table Microphones for Branch 5 (\$4,000)
- Audio / Visual for Human Services Conference Room at KCC (\$2,200)
- Audio / Visual for New Human Service Conference Room (\$15,000)
- Audio / Visual for KCDC Conference Room (\$4,000)



Project 8 – Web Enhancements



2016 Highlights

- Web Enhancements (\$25,000)

2017 Projects

- Information Technology
 - Web Enhancements (\$25,000)



Project 9 – IT Contractor Support




2016 Highlights

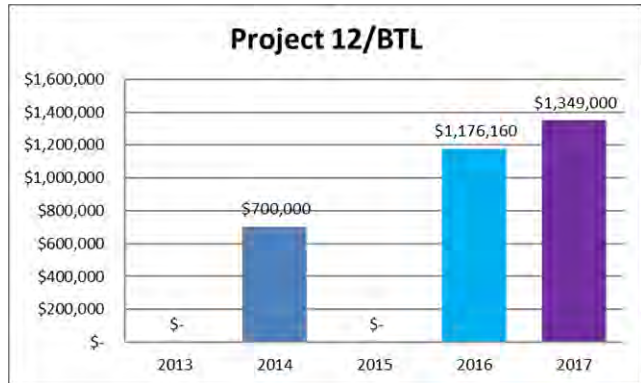
- IT Contractor Support (\$135,000)

2017 Projects

- Information Technology
 - IT Contractor Support (\$135,000)



Project 12 (BTL)– Enterprise System Implementation



2016 Highlights

- ERP Project Implementation (\$700,000)
- Digital Signage for Job Center (\$40,000)
- Golf Course Clubhouse Surveillance System (x2) (\$21,600)
- Simulcast Needs Assessment (\$50,000)
- Security Camera System for Pre-Trial and Jail (\$364,500)


2017 Projects

- Administrative Services
 - ERP Replacement (Portion of total) (\$700,000)
- Public Works
 - County Center Security Camera Replacement (\$150,000)
- Sheriff
 - Detention Center Security Camera Replacement (\$460,000)
 - Pre-Trial Security Camera Expansion (\$39,000)



Annual Capital Budget Comparison

Project	2013	2014	2015	2016	2017
1	\$ 755,981	\$ 189,740	\$ 197,780	\$ 82,640	\$ 98,000
2	\$ 204,770	\$ 379,700	\$ 147,290	\$ 11,300	\$ 158,600
3	\$ 301,392	\$ 282,900	\$ 778,775	\$ 150,000	\$ 167,500
4	\$ 536,726	\$ 1,011,315	\$ 521,100	\$ 720,200	\$ 976,300
5	\$ 192,624	\$ 156,900	\$ 181,500	\$ 124,500	\$ 64,250
6	\$ 18,000	\$ 120,500	\$ 49,200	\$ 23,600	\$ 276,260
7	\$ -	\$ -	\$ -	\$ 51,600	\$ 24,000
8	\$ 35,500	\$ 47,500	\$ 25,000	\$ 25,000	\$ 25,000
9	\$ 135,000	\$ 135,000	\$ 135,500	\$ 135,000	\$ 135,000
10	\$ (179,993)	\$ (323,555)	\$ (300,000)	\$ -	\$ -
Subtotal	\$ 2,000,000	\$ 2,000,000	\$ 1,736,145	\$ 1,323,840	\$ 1,924,910
12/BTL	\$ -	\$ 700,000	\$ -	\$ 1,176,160	\$ 1,349,000
Total	\$ 2,000,000	\$ 2,700,000	\$ 1,736,145	\$ 2,500,000	\$ 3,273,910



This page left blank intentionally